

**BEAVERTON SCHOOL DISTRICT**



**Financial Report: December 2025**

# Overview



92  
Projects  
Underway



\$804,967,414  
Current Budget



\$589,518,801  
Current  
Commitments



\$459,756,085  
Actuals Paid



\$215,448,612  
Uncommitted Budget

# Executive Summary

## Budget Perspective

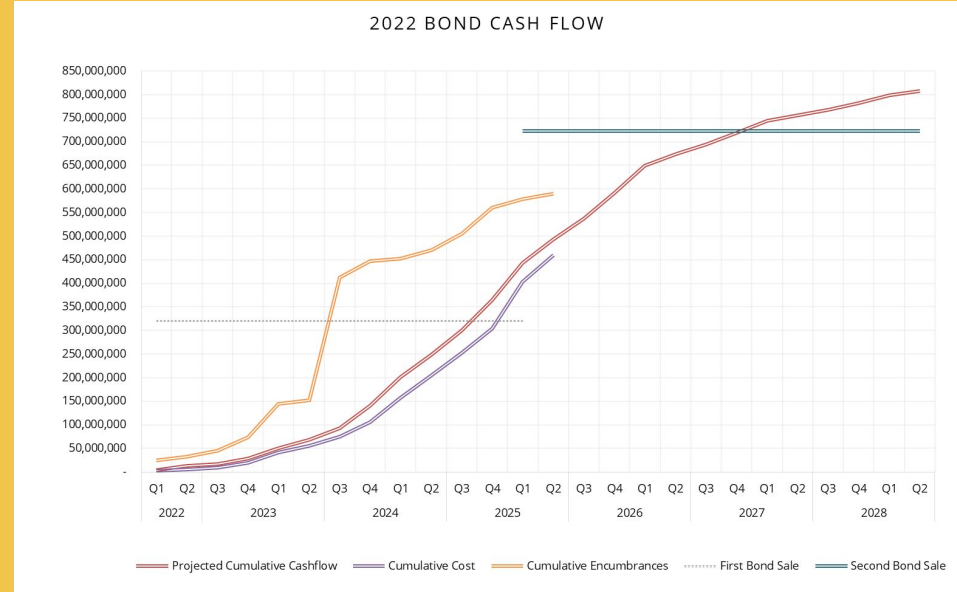
- The Fall 2025 Budget Update was approved at the December board meeting and is reflected in this report.
- Interest earnings in the amount of \$3.5M for October-December 2025.
- \$180,975 received from SB 1149 for Meadow Park MS Seismic.

## Schedule Perspective

- Oak Hills ES Classroom Addition and the Aloha HS Softball/Baseball Artificial Turf projects are substantially complete.

## Challenges and Opportunities

- Current market conditions are driving increased interest in our projects from general contractors and trade professionals, which is leading to greater competition.



---

# **Overall Financial Summary**

---

## Financial Statement

Revenue	
Bond Proceeds	\$723,000,000 *Bond sale amount
OSCIM Grant	\$8,000,000 *Included in Original Budget for Raleigh Hills
Raleigh Hills funding from 2014 Bond	\$11,821,753 *Included in Original Budget for Raleigh Hills
2022 Bond Sale Premium	\$16,637,675
2025 Bond Sale Premium	\$8,756,126
Interest on Investments	\$35,670,242 *Interest earned October-December 2025 - \$3,579,560
Energy Trust of Oregon Reimbursements	\$388,509
SB1149 Reimbursements	\$688,108 \$180,975 for Meadow Park MS Roof Upgrades
Other	\$5,000
<b>Total Revenue</b>	<b>\$804,967,414</b>
Liabilities	
Assurances	\$19,261,125
	<b>\$19,261,125</b>
Expenditures to Date	
Bond Issuance Costs	\$1,910,446
Salaries & Overhead Expenses	\$23,218,589
Building Improvements	\$397,796,826
Equipment Purchases	\$36,830,223
<b>Total Expenditures</b>	<b>\$459,756,085</b>
<b>Bond Cash Balance</b>	<b>\$325,950,204</b>

## 2022 Bond Financial Report December 2025

**Key:** Change was made to budget.  
 Project is complete.  
 Correction to previous report.  
 Will no longer show on this report

Project Name	Original Project Budget	Contingency Transfers	Other Budget Transfers	Current Budget (C+D+E)	Committed to Date	Paid to Date	Current Percent Paid (H/F)	Uncommitted Budget
<b>01 Beaverton HS Replacement</b>	<b>253,000,000</b>	<b>0</b>	<b>630,000</b>	<b>253,630,000</b>	<b>247,991,280</b>	<b>170,938,779</b>		<b>5,638,720</b>
01 Beaverton HS Rebuild	253,000,000		630,000	253,630,000	247,991,280	170,938,779	67.40%	5,638,720
<b>02 Raleigh Hills Replacement</b>	<b>66,821,753</b>	<b>0</b>	<b>94,906</b>	<b>68,027,022</b>	<b>67,447,055</b>	<b>55,857,625</b>		<b>579,967</b>
02.001 Raleigh Hills Replacement	66,821,753		94,906	66,916,659	66,392,876	54,813,046	81.91%	523,783
02.002 Raleigh Hills Temporary Relocation	0	1,098,371	11,992	1,110,363	1,054,179	1,044,579	94.08%	56,184
<b>03 Allen Transportation Replacement</b>	<b>11,000,000</b>	<b>2,900,000</b>	<b>0</b>	<b>13,900,000</b>	<b>2,582,581</b>	<b>1,040,520</b>		<b>11,317,419</b>
03 Allen Transportation Replacement	11,000,000	2,900,000		13,900,000	2,582,581	1,040,520	7.49%	11,317,419
<b>04 Physical Education &amp; Athletics</b>	<b>17,500,000</b>	<b>17,200,000</b>		<b>34,700,000</b>	<b>15,937,099</b>	<b>12,920,237</b>		<b>18,762,901</b>
04.001 PhysEd/Athletics: Barnes Gym & Cafeteria	7,500,000	6,500,000		14,000,000	287,462	185,085	1.32%	13,712,538
04.002 Southridge HS SB/BB Artificial Turf	2,000,000	1,700,000	1,500,000	5,200,000	5,195,571	5,191,598	99.84%	4,429
04.003 Aloha HS SB/BB Artificial Turf	2,000,000	7,000,000		9,000,000	8,236,474	7,469,444	82.99%	763,526
04.004 Westview HS SB/BB Artificial Turf	2,000,000	2,000,000		4,000,000	396,022	74,111	1.85%	3,603,978
04.005 Beaverton HS SB/BB Artificial Turf	2,500,000			2,500,000	1,821,570		0.00%	678,430
<b>05 Additional Classrooms</b>	<b>17,500,000</b>	<b>-325,000</b>	<b>1,634,575</b>	<b>18,809,575</b>	<b>18,289,071</b>	<b>15,850,814</b>		<b>520,504</b>
05.001 Sato Classroom Addition	3,000,000		-135,196	2,864,804	2,862,604	2,862,604	99.92%	2,200
05.002 Oak Hills Classroom Addition	2,500,000	675,000	1,558,717	4,733,717	4,522,502	2,871,117	60.65%	211,215
05.003 Stoller Gym & Added Classrooms	12,000,000	-1,000,000	211,054	11,211,054	10,903,965	10,117,093	90.24%	307,089
<b>06 Office Relocations</b>	<b>10,000,000</b>	<b>1,435,000</b>	<b>1,120,671</b>	<b>12,555,671</b>	<b>12,484,386</b>	<b>12,306,294</b>		<b>71,285</b>
06.001 Aloha HS Office Relocation	6,000,000	985,000	-32,341	6,952,659	6,952,659	6,952,659	100.00%	0
06.002 Westview HS Office Relocation	2,500,000	200,000	862,082	3,562,082	3,532,975	3,480,709	97.72%	29,107
06.003 Cooper Mtn. Office Relocation	1,500,000	250,000	290,930	2,040,930	1,998,753	1,872,927	91.77%	42,177
<b>07 Athletic Facilities</b>	<b>6,000,000</b>	<b>622,406</b>	<b>964,056</b>	<b>7,586,462</b>	<b>3,659,789</b>	<b>3,482,385</b>		<b>3,926,673</b>
07.001 Athletic Facilities: WHS Bathroom and Concessions	2,000,000	622,406	964,056	3,586,462	3,475,777	3,462,581	96.55%	110,685
07.002 Athletic Facilities: AHS	2,000,000			2,000,000			0.00%	2,000,000
07.003 Athletic Facilities: SRHS	2,000,000			2,000,000	184,012	19,805	0.99%	1,815,988
<b>08 Outdoor Learning</b>	<b>5,000,000</b>	<b>2,000,000</b>	<b>-2,000,000</b>	<b>5,000,000</b>	<b>1,249,793</b>	<b>996,973</b>		<b>3,750,207</b>
08.001 Outdoor Learning: Springville	1,000,000		-134,625	865,375	865,375	865,375	100.00%	0
08.002 Outdoor Learning: Aloha Huber	2,000,000			2,000,000	155,394	35,761	1.79%	1,844,606
08.003 Outdoor Learning: Oak Hills	1,000,000		-1,000,000	0			0.00%	0
08.004 Outdoor Learning: McKinley	1,000,000		-1,000,000	0			0.00%	0
08.005 Outdoor Learning: Capital Center	0	2,000,000		2,000,000	229,024	95,838	0.00%	1,770,976
Unallocated			134,625	134,625				134,625
<b>09 Seismic Upgrades</b>	<b>40,000,000</b>	<b>18,295,030</b>	<b>40,914,032</b>	<b>99,209,062</b>	<b>60,361,567</b>	<b>47,027,663</b>		<b>38,847,495</b>
09.001 Five Oaks Seismic	6,600,000	295,030	6,429,970	13,325,000	13,272,340	13,131,955	98.55%	52,660
09.002 Mtn. View Seismic	6,600,000		14,942,433	21,542,433	21,307,479	20,669,285	95.95%	234,954
09.003 Meadow Park Seismic	6,600,000		19,100,000	25,700,000	23,223,056	12,480,073	48.56%	2,476,944
09.004 Cedar Park Seismic	6,600,000	18,000,000	441,629	25,041,629	1,079,719	617,094	2.46%	23,961,910
09.005 Whitford Seismic	6,600,000			6,600,000			0.00%	6,600,000
09.006 Highland Park Seismic	6,600,000			6,600,000	1,329,717		0.00%	5,270,283
09.007 Seismic Planning	400,000			400,000	149,256	129,256	32.31%	250,744
<b>10 School Modernization</b>	<b>24,000,000</b>	<b>250,000</b>	<b>-2,225,449</b>	<b>22,024,551</b>	<b>12,379,534</b>	<b>11,650,252</b>		<b>9,645,017</b>
10.001 Aloha HS Modernization	1,935,022		-69,326	1,865,696	1,098,854	1,097,230	58.81%	766,842
10.002 Aloha Huber Park Modernization	259,451		-10,323	249,128			0.00%	249,128
10.003 Barnes Modernization	584,050		26,574	610,624	373,797	373,797	61.22%	236,827
10.004 Beaver Acres Modernization	529,569		7,894	537,463	535,893	522,637	97.24%	1,570
10.005 Bethany Modernization	292,596		67,623	360,219	59,460	35,074	9.74%	300,759
10.006 Bonny Slope Modernization	162,300		-1,328	160,972	5,000	5,000	3.11%	155,972
10.007 BASE Modernization	610,338		-23,920	586,418			0.00%	586,418
10.008 Cedar Mill Modernization	285,739		-213,795	71,944	68,667	68,667	95.45%	3,276
10.009 Cedar Park Modernization	469,373		-467,678	1,695	1,695	1,323	78.02%	0
10.010 Chehalem Modernization	425,179		-15,233	409,946	73,485	12,554	3.06%	336,461
10.011 Conestoga Modernization	201,922		-17,110	184,812			0.00%	184,812

**2022 Bond Financial Report  
December 2025**

Project Name	Original Project Budget	Contingency Transfers	Other Budget Transfers	Current Budget (C+D+E)	Committed to Date	Paid to Date	Current Percent Paid (H/F)	Uncommitted Budget
10.012 Cooper Mountain Modernization	301,740		-301,740	0			0.00%	0
10.013 Elmonica Modernization	530,331		83,051	613,382	556,740	544,736	88.81%	56,642
10.014 Errol Hassel Modernization	322,885		-11,568	311,317			0.00%	311,317
10.015 Findley Modernization	245,862		-8,808	237,054			0.00%	237,054
10.016 Fir Grove Modernization	409,178		46,168	455,346	165,812	165,812	36.41%	289,533
10.017 Five Oaks Modernization	278,119		-10,477	267,642			0.00%	267,642
10.018 FLEX/CTP Modernization	271,261		-49,140	222,121	26,115	26,115	11.76%	196,006
10.019 Greenway Modernization	334,886		-34,784	300,102	276,858	276,858	92.25%	23,244
10.020 Highland Park Modernization	473,183		25,044	498,227	273,154	243,583	48.89%	225,073
10.021 Hiteon Modernization	375,651		-13,458	362,193			0.00%	362,193
10.022 ISB Modernization	630,149		-53,405	576,744	486,219	417,847	72.45%	90,525
10.023 Jacob Wismer Modernization	298,692		-10,701	287,991			0.00%	287,991
10.024 Kinnaman Modernization	384,795		-13,786	371,009			0.00%	371,009
10.025 McKay Modernization	297,168		-67,268	229,900	206,637	206,637	89.88%	23,264
10.026 McKinley Modernization	713,204		973,935	1,687,139	612,172	581,833	34.49%	1,074,967
10.027 Meadow Park Modernization	659,104		-215,614	443,490	31,986	31,986	7.21%	411,504
10.028 Merio Station Modernization	62,482		-21,362	41,120	40,768	40,768	99.14%	352
10.029 Montclair Modernization	222,495	50,000	176,932	449,427	436,453	436,453	97.11%	12,974
10.030 Mountain View Modernization	984,084		-981,757	2,327	2,327	2,327	100.00%	0
10.031 Nancy Ryles Modernization	251,958		-9,027	242,931			0.00%	242,931
10.032 Oak Hills Modernization	579,478		-579,478	0			0.00%	0
10.033 Raleigh Park Modernization	366,888		-23,566	343,322	135,135	132,887	38.71%	208,187
10.034 Ridgewood Modernization	282,691		-71,055	211,636	161,608	161,608	76.36%	50,028
10.035 Rock Creek	316,217		-12,356	303,861	58,099	1,419	0.47%	245,762
10.036 Scholls Heights	322,059		-11,538	310,521			0.00%	310,521
10.037 Sexton Mountain	230,623		-8,263	222,360			0.00%	222,360
10.038 Southridge	550,523		-21,947	528,576	222,359	222,359	42.07%	306,216
10.039 Springville	179,571		-6,434	173,137			0.00%	173,137
10.040 Stoller	233,417		-232,710	707			0.00%	707
10.041 Sunset Modernization	1,459,934		-53,333	1,406,601	1,175,745	1,035,539	73.62%	230,856
10.042 Terra Linda	264,784		-9,486	255,298	125,765	2,827	1.11%	129,533
10.043 West TV Modernization	236,211		-17,235	218,976	101,107	83,307	38.04%	117,869
10.044 Westview Modernization	1,208,484		-761,644	446,840	374,452	374,452	83.80%	72,388
10.045 Whitford Modernization	866,359		120,392	986,751	905,942	861,341	87.29%	80,809
10.046 Modernization Tech/AV	2,999,995		614,612	3,614,607	3,464,607	3,464,607	95.85%	150,000
10.047 Modernization Planning	100,000		-17,000	83,000	82,890	82,322	99.18%	110
10.048 Terra Nova OS Modernization	0	200,000	79,979	279,979	239,731	136,348	48.70%	40,248
<b>11 Deferred Maintenance</b>	<b>120,000,000</b>	<b>16,500,000</b>	<b>-40,018,954</b>	<b>96,481,046</b>	<b>66,041,781</b>	<b>52,718,448</b>		<b>30,439,265</b>
11.002 SRHS HVAC Upgrades	4,000,000		-3,050,492	949,508	878,618	849,461	89.46%	70,890
11.003 Sunset HS Track	2,000,000		317,109	2,317,109	2,317,109	2,317,109	100.00%	0
11.004 Mercury Gym Floor Replacements	2,000,000		-1,856,445	143,555	143,555	142,935	99.57%	0
11.005 Capital Center HVAC	4,000,000		1,601,517	5,601,517	5,410,913	5,383,364	96.11%	190,604
11.006 MS & SRHS Stage Improvements	20,000		4,165,000	4,185,000	4,013,582	3,118,557	74.52%	171,418
11.007 Landscape and Sitework Improvements	200,000		2,071,924	2,271,924	2,115,960	2,098,354	92.36%	155,964
11.008 Maintenance Repair Projects 22/23	1,000,000		-86,446	913,554	906,519	906,519	99.23%	7,035
11.009 ISB Boiler	135,000		-25,599	109,401	109,401	109,401	100.00%	0
11.010 Capital Center Paging	741,000		138,912	879,912	879,912	879,912	100.00%	0
11.012 SRHS Stadium Turf Replacement	1,000,000		113,584	1,113,584	1,113,584	1,113,584	100.00%	0
11.013 WHS Stadium Turf Replacement	1,000,000		1,937,409	2,937,409	2,937,409	2,937,409	100.00%	0
11.014 West TV HVAC	100,000		3,456,758	3,556,758	3,546,803	3,446,752	96.91%	9,955
11.015 Terra Linda Roof Replacement	2,000,000		4,204,254	6,204,254	532,878	451,230	7.27%	5,671,376
11.017 Aloha HS HVAC Upgrade	35,000		26,523,443	26,558,443	25,367,657	17,664,048	66.51%	1,190,786
11.018 Kinnaman Roof	25,000		4,620,454	4,645,454	225,755	155,084	3.34%	4,419,699
11.019 West TV Modular Roof	645,000		616,942	1,261,942	1,181,257	1,036,601	82.14%	80,685
11.020 Dishwasher Improvements	200,000			200,000	158,948	158,948	79.47%	41,052
11.022 Capital Center Café Roof	765,000			765,000	108,506	68,682	8.98%	656,494
11.023 Sexton Mountain ES Drainage	200,000			200,000	20,250	20,250	10.13%	179,750
11.024 Beaverton HS Stadium Turf	1,000,000			1,000,000	883,456	830,382	83.04%	116,544
11.025 Findley ES Kitchen Repairs	75,000		95,065	170,065	170,065	170,065	100.00%	0

**2022 Bond Financial Report  
December 2025**

Project Name	Original Project Budget	Contingency Transfers	Other Budget Transfers	Current Budget (C+D+E)	Committed to Date	Paid to Date	Current Percent Paid (H/F)	Uncommitted Budget
11.026 2022 Bond Post Warranty	250,000			250,000	12,840		0.00%	237,160
<b>11.027 Sunset HS HVAC</b>	<b>8,000,000</b>		<b>6,500,000</b>	<b>14,500,000</b>	<b>1,994,398</b>	<b>413,091</b>	<b>2.85%</b>	<b>12,505,602</b>
11.040 Greenway ES HVAC	475,500		-41,420	434,080	434,080	434,080	100.00%	0
11.042 Barnes ES / Errol Hassell Re-Pipe	400,000		40,774	440,774	440,774	440,774	100.00%	0
<b>11.043 Paging Improvements</b>	<b>150,000</b>	<b>1,000,000</b>	<b>3,420,000</b>	<b>4,570,000</b>	<b>3,586,158</b>	<b>1,757,054</b>	<b>38.45%</b>	<b>983,842</b>
11.044 Aloha HS Paging	443,746			443,746	373,424	366,169	82.52%	70,322
11.045 Aloha HS Stadium Turf	600,000			600,000	545,564	542,059	90.34%	54,436
11.046 Westview HS Fire Strobes	141,025		9,628	150,653	155,620	141,013	93.60%	-4,967
11.501 5th St. South Catch Basin	11,000		-2,525	8,475	8,475	8,475	100.00%	0
11.502 Stoller Freezer	526,000		-229,034	296,966	296,966	296,966	100.00%	0
11.503 Southridge HS Gym Roof	962,500		-788,742	173,758	173,758	173,758	100.00%	0
11.504 Beaverton HS Theater Sound System	93,750		-11,826	81,924	86,236	81,924	100.00%	-4,312
11.505 Aloha HS Courtyard Lighting	17,600		-6,251	11,349	11,349	11,349	100.00%	0
11.506 Stage Rigging Repairs	60,750		-25,070	35,680	35,680	35,680	100.00%	0
11.507 ISB Gym Stage Renovations	88,250		-13,750	74,500	74,500	74,500	100.00%	0
11.508 Springville ES A/V Replacement	78,950		-12,704	66,246	66,246	66,246	100.00%	0
11.509 ISB Hallway Floor Replacement	77,000		-24,333	52,667	52,667	52,667	100.00%	0
11.510 Hiteon Water Main Repair	88,000		-34,959	53,041	53,041	53,041	100.00%	0
11.511 Conestoga MS South Wall Stucco Replacement	33,800		-5,452	28,348	28,348	28,348	100.00%	0
11.512 Beaverton HS Baseball Stadium Re-seal	231,335		-54,656	176,679	176,679	176,679	100.00%	0
11.513 ACMA OS / Aloha HS Stage Curtain Repairs	55,000		-6,975	48,025	48,025	48,025	100.00%	0
11.514 Whitford MS Stage Curtain Replacement	27,500		-8,675	18,825	18,825	18,825	100.00%	0
11.515 Aloha HS Concrete Pilaster Repair	35,939		-3,267	32,672	32,672	32,672	100.00%	0
11.516 Aloha HS Wheelchair Lift	153,500		67,900	221,400	197,669	7,496	3.39%	23,731
11.517 DSC Sewer Line Replacement	53,657		9,452	63,109	63,109	63,109	100.00%	0
<b>11.518 Conestoga MS Bleacher Replacement</b>	<b>280,558</b>			<b>280,558</b>			<b>0.00%</b>	<b>280,558</b>
11.800 Maintenance Repair Projects 23/24	2,000,000		-496,247	1,503,753	1,498,754	1,426,316	94.85%	4,999
11.801 Maintenance Repair Projects 24/25	2,000,000		208,260	2,208,260	2,180,162	1,970,713	89.24%	28,098
11.802 Maintenance Repair Projects 25/26	0		967,879	967,879	332,224	97,371	10.06%	635,655
Uncategorized Deferred Maintenance	41,400			41,400	41,400	41,400	100.00%	0
<b>Unallocated</b>	<b>81,482,240</b>	<b>15,500,000</b>	<b>-94,320,350</b>	<b>2,661,890</b>				<b>2,661,890</b>
<b>12 Security Upgrades</b>	<b>10,000,000</b>	<b>11,147,375</b>	<b>64,166</b>	<b>21,211,541</b>	<b>13,737,701</b>	<b>8,937,768</b>		<b>7,473,840</b>
12.001 Security Assessment	200,000		311,206	511,206	511,206	411,206	80.44%	0
12.002 HS Card Readers	1,000,000		-648,852	351,148	312,675	312,388	88.96%	38,474
12.003 Security Trio: Cameras, Access Control, Intrusion	3,000,000	11,000,000	2,800,000	16,800,000	10,812,287	6,502,808	38.71%	5,987,713
12.005 Security Fencing	650,000	147,375	164,166	961,541	900,119	751,523	78.16%	61,422
12.006 Distributed Antenna System	3,000,000		-612,354	2,387,646	1,201,415	959,844	0.00%	1,186,231
12.007 Barnes ES Secured Entry			200,000	200,000			0.00%	200,000
Unallocated	2,150,000		-2,150,000	0				0
<b>13 NS Upgrades</b>	<b>5,000,000</b>	<b>10,000,000</b>	<b>300,000</b>	<b>15,300,000</b>	<b>3,887,829</b>	<b>3,371,755</b>		<b>11,412,171</b>
13.001 Beaver Acres ES Kitchen	750,000	10,000,000	1,750,000	12,500,000	1,692,237	1,179,878	9.44%	10,807,763
13.002 Bottle Fillers	1,360,000		300,000	1,660,000	1,401,014	1,397,299	84.17%	258,986
13.003 Greenway Kitchen Improvements	65,000		323,799	388,799	388,799	388,799	100.00%	0
13.004 Dishwasher Installations	523,000			523,000	405,779	405,779	77.59%	117,221
Unallocated	2,302,000		-2,073,799	228,201				228,201
<b>14 Critical Equipment</b>	<b>7,000,000</b>	<b>750,000</b>	<b>0</b>	<b>11,650,000</b>	<b>6,681,900</b>	<b>6,396,981</b>		<b>4,968,100</b>
14.001 CE - Copiers	1,500,000			1,500,000	941,574	933,754	62.25%	558,426
14.002 CE - Athletic Director	1,000,000			1,000,000	438,023	438,023	43.80%	561,977
14.003 CE - Band Equipment	2,500,000			2,500,000	1,536,751	1,533,732	61.35%	963,249
14.004 CE - Maint Equipment	1,000,000			1,000,000	530,706	507,850	50.78%	469,294
14.005 CE - Furniture	1,000,000	750,000		1,750,000	508,129	256,906	14.68%	1,241,871
14.006 CE - Curriculum		3,900,000		3,900,000	2,726,717	2,726,717	69.92%	1,173,283
<b>15 Management &amp; OH</b>	<b>50,000,000</b>	<b>0</b>	<b>-736,898</b>	<b>49,263,102</b>	<b>24,884,584</b>	<b>25,129,035</b>		<b>24,378,518</b>
15.001 Year 1 - 22/23 Bond Program Management	5,731,850			5,731,850	5,731,850	5,731,850	100.00%	0
15.002 Year 2 - 23/24 Bond Program Management	7,000,000		4,102,104	11,102,104	11,102,104	11,085,754	99.85%	0
15.003 Year 3 - 24/25 Bond Program Management	8,107,965		-57,336	8,050,629	8,050,629	8,050,629	100.00%	0
15.004 Year 4 - 25/26 Bond Program Management	6,750,000			6,750,000	327,893	260,801	3.86%	6,422,107
Unallocated	22,410,185		-4,781,666	17,628,519				17,628,519

**2022 Bond Financial Report  
December 2025**

Project Name	Original Project Budget	Contingency Transfers	Other Budget Transfers	Current Budget (C+D+E)	Committed to Date	Paid to Date	Current Percent Paid (H/F)	Uncommitted Budget
<b>16 Bus Replacements</b>	<b>10,000,000</b>	<b>0</b>	<b>0</b>	<b>10,000,000</b>	<b>7,000,000</b>	<b>7,000,000</b>		<b>3,000,000</b>
16 Bus Replacements	10,000,000			10,000,000	7,000,000	7,000,000	70.00%	3,000,000
<b>17 Technology</b>	<b>44,000,000</b>	<b>0</b>	<b>0</b>	<b>44,000,000</b>	<b>24,146,739</b>	<b>23,433,242</b>		<b>19,853,261</b>
17 Technology	44,000,000			44,000,000	24,146,739	23,433,242	53.26%	19,853,261
<b>18 SPED Upgrades</b>	<b>2,000,000</b>	<b>0</b>	<b>-692,564</b>	<b>1,307,436</b>	<b>756,111</b>	<b>697,314</b>		<b>551,325</b>
18.001 Rock Creek ISC Modifications	90,000		207,226	297,226	237,956	231,511	77.89%	59,270
18.002 Capital Center SPED Upgrades	200,000		-200,000	0			0.00%	0
18.003 Seclusion Rooms	50,000		470,299	520,299	518,156	465,803	89.53%	2,143
Unallocated	1,660,000		-1,170,089	489,911				489,911
<b>19 Kinder Upgrades</b>	<b>1,000,000</b>	<b>0</b>	<b>0</b>	<b>1,000,000</b>				<b>1,000,000</b>
19 Kinder Upgrades	1,000,000			1,000,000			0.00%	1,000,000
<b>20 Contingency</b>	<b>43,000,000</b>	<b>-23,823,251</b>	<b>135,196</b>	<b>19,311,945</b>				<b>19,311,945</b>
<b>Grand Totals</b>	<b>742,821,753</b>	<b>56,951,560</b>	<b>183,738</b>	<b>804,967,414</b>	<b>589,518,801</b>	<b>459,756,085</b>	<b>57.11%</b>	<b>215,448,612</b>

Key: Change was made to budget.  
 Project is complete.  
 Correction to previous report.  
 Will no longer show on this report

## Contingency Transfers

Starting Balance                   \$                   43,000,000.00  
 Current Balance                   \$                   19,311,944.94

Budget Change No.	Date	From	To	Purpose	Amount
58	12/31/2025	SB1149 Reimbursement	2022 Bond Contingency	9.003 Meadow Park MS Seismic	\$180,975.00
57	12/31/2025	Interest Earnings	2022 Bond Contingency	Interest Earnings	\$3,579,560.42
56	12/10/2025	2022 Bond Contingency	Deferred Maintenance	Fall 2025 Budget Update	-\$15,500,000.00
55	12/10/2025	2022 Bond Contingency	9.004 Cedar Park MS Seismic	Fall 2025 Budget Update	-\$18,000,000.00
54	12/10/2025	2022 Bond Contingency	04.0001 Barnes ES Gym & Cafeteria	Fall 2025 Budget Update	-\$6,500,000.00
53	9/30/2025	2022 Bond Contingency	14 Critical Equipment	14.005 CE - Furniture	-\$750,000.00
52	9/30/2025	Interest Earnings	2022 Bond Contingency	Interest Earnings	\$3,975,840.75
51	9/30/2025	SB1149 Reimbursement	2022 Bond Contingency	9.002 Mountain View MS Seismic	\$193,557.84
50	9/30/2025	5.003 Stoller MS Gym/Classroom Addition	2022 Bond Contingency	Project Savings	\$1,000,000.00
49	7/9/2025	2022 Bond Contingency	12 Security Upgrades	12.005 Security Fencing	-\$147,375.00
48	6/30/2025		2022 Bond Contingency	Interest Earned	\$4,940,285.99
47	6/25/2025	2022 Bond Contingency	Deferred Maintenance	11.043 Paging Improvements	-\$1,000,000.00
46	5/31/2025	2022 Bond Contingency	Critical Equipment	14.006 CE - Curriculum	-\$3,900,000.00
45	5/31/2025	2022 Bond Contingency	06 Office Relocations	06.003 Cooper Mountain Office Relocation	-\$250,000.00
44	5/28/2025	Bond Premium	2022 Bond Contingency	Bond Sale Proceeds	\$8,756,125.90

Budget Change No.	Date	From	To	Purpose	Amount
43	4/30/2025	06.001 Aloha HS Office Relocation	2022 Bond Contingency	Project Savings	\$32,341.00
42	4/17/2025	2022 Bond Contingency	School Modernizations	10.048 Terra Nova OS Modernization	-\$200,000.00
41	3/31/2025		2022 Bond Contingency	Interest Earned	\$3,512,483.86
40	1/30/2025	2022 Bond Contingency	02 Raleigh Hills Replacement	02.002 Raleigh Hills ES Temp Relocation - Greenway Portables	-\$12,124.46
39	12/31/2024		2022 Bond Contingency	Interest Earned	\$1,245,717.50
38	12/23/2024	2022 Bond Contingency	07 Athletic Facilities	07.001 Athletic Facilities: Westview HS Bathroom and Concessions	-\$100,000.00
37	12/10/2024	2022 Bond Contingency	13.001 Beaver Acres ES Kitchen	Fall 2024 Budget Update	-\$10,000,000.00
36	12/10/2024	2022 Bond Contingency	12.003 Security Trio: Cameras, Access Control, Intrusion	Fall 2024 Budget Update	-\$11,000,000.00
35	12/10/2024	2022 Bond Contingency	08.005 Outdoor Learning: Capital Center	Fall 2024 Budget Update	-\$2,000,000.00
34	12/10/2024	2022 Bond Contingency	04.004 Westview HS SB/BB Artificial Turf	Fall 2024 Budget Update	-\$2,000,000.00
33	12/10/2024	2022 Bond Contingency	04.003 Aloha HS SB/BB Artificial Turf	Fall 2024 Budget Update	-\$7,000,000.00
32	12/10/2024	2022 Bond Contingency	03 Allen Transportation Replacement	Fall 2024 Budget Update	-\$2,900,000.00
31	12/2/2024	2022 Bond Contingency	05 Classroom Additions	05.002 Oak Hills ES Classroom Addition	-\$675,000.00
30	10/10/2024	2022 Bond Contingency	02 Raleigh Hills Replacement	02.002 Raleigh Hills ES Temp Relocation - Greenway Portables	-\$46,247.00
29	9/30/2024		2022 Bond Contingency	Interest Earned	\$5,611,177.41
28	9/18/2024	2022 Bond Contingency	09 Seismic	9.001 Five Oaks MS Seismic	-\$295,030.30
27	8/30/2024	2022 Bond Contingency	02 Raleigh Hills Replacement	02.002 Raleigh Hills ES Temp Relocation - Greenway Portables	-\$40,000.00
26	6/30/2024	ETO Incentive Checks	2022 Bond Contingency	06.001 Aloha HS Office Relocation	\$17,098.11

Budget Change No.	Date	From	To	Purpose	Amount
25	6/30/2024	SB1149 Reimbursement	2022 Bond Contingency	11.009 ISB Boiler	\$22,297.80
24	6/30/2024	SB1149 Reimbursement	2022 Bond Contingency	9.001 Five Oaks MS Seismic	\$153,832.75
23	6/30/2024	2022 Bond Contingency	06 Office Relocations	06.002 Westview HS Office Relocation	-\$200,000.00
22	6/30/2024		2022 Bond Contingency	Interest Earned - Q2 2024	\$2,342,598.07
21	4/23/2024	2022 Bond Contingency	07 Athletic Facilities	07.001 WHS Bathroom and Concessions	-\$422,406.00
20	3/31/2024		2022 Bond Contingency	Interest Earned - Q1 2024	\$1,888,083.47
19	2/27/2024	2022 Bond Contingency	04 Physical Education and Athletics	04.002 Southridge HS SB/BB Artificial Turf	-\$1,700,000.00
18	2/23/2024	2022 Bond Contingency	10 School Modernization	10.029 Montclair Modernization	-\$50,000.00
17	2/8/2024	2022 Bond Contingency	02 Raleigh Hills Replacement	02.002 Raleigh Hills Temporary Relocation	-\$1,000,000.00
16	1/31/2024	ETO Incentive Checks	2022 Bond Contingency	ISB Boiler	\$6,493.50
15	1/31/2024	ETO Incentive Checks	2022 Bond Contingency	Uncategorized Deferred Maintenance	\$5,195.00
14	1/31/2024	ETO Incentive Checks	2022 Bond Contingency	Uncategorized Deferred Maintenance	\$12,000.00
13	12/31/2023	ETO Incentive Checks	2022 Bond Contingency	9.001 Five Oaks MS Seismic - Roof Insulation	\$141,197.55
12	12/31/2023	Interest Earnings	2022 Bond Contingency	Interest Earned - Q4 2023	\$2,523,003.42

Key: Change was made to budget.  
 Project is complete.  
 Correction to previous report.  
 Will no longer show on this report

## Other Budget Transfers

Budget Change No.	Date	From Master Project	Subproject	To Master Project	Subproject	Amount
185	12/17/2025	Deferred Maintenance	Unallocated	Deferred Maintenance	11.027 Sunset HS HVAC	\$6,500,000.00
184	12/17/2025	Deferred Maintenance	Unallocated	Deferred Maintenance	11.043 Paging Improvements	\$1,200,000.00
183	12/12/2025	Deferred Maintenance	11.512 Beaverton HS Baseball Stadium Re-Seal (Project Complete)	Deferred Maintenance	Unallocated	\$54,656.41
182	12/12/2025	Deferred Maintenance	11.517 DSC Sewer Line Replacement (Project Complete)	Deferred Maintenance	Unallocated	\$547.75
181	12/10/2025	Deferred Maintenance	Unallocated	Deferred Maintenance	11.015 Terra Linda ES Roof	\$4,204,254.00
180	12/10/2025	Deferred Maintenance	Unallocated	Deferred Maintenance	11.018 Kinnaman ES Roof	\$3,075,454.00
179	12/8/2025	Deferred Maintenance	Unallocated	Deferred Maintenance	11.007 Landscape & Sitework Improv	\$135,000.00
178	11/30/2025	School Modernization	10.009 Cedar Park Modernization	Seismic Upgrades	09.004 Cedar Park Seismic	\$441,629.42
177	11/18/2025	Security Upgrades	Unallocated	Security Upgrades	12.005 Security Fencing	\$11,894.00
176	11/18/2025	Security Upgrades	12.001 Security Assessment	Security Upgrades	12.005 Security Fencing	\$100,000.00
175	11/17/2025	Deferred Maintenance	Unallocated	Deferred Maintenance	11.007 Landscape & Sitework Improvements	\$35,000.00
174	10/31/2025	Security Upgrades	12.003 Security Trio: Cameras, Access Control, Intrusion	Security Upgrades	12.007 Barnes ES Secured Entry	\$200,000.00
173	10/31/2025	Deferred Maintenance	11.019 West Tualatin View ES Modular Roof	Deferred Maintenance	11.014 West Tualatin View ES HVAC	\$56,758.00
172	10/31/2025		PTO Funds Received	School Modernizations	10.006 Bonny Slope ES Modernization	\$5,000.00

Budget Change No.	Date	From Master Project	Subproject	To Master Project	Subproject	Amount
171	10/9/2025	Deferred Maintenance	Unallocated	Deferred Maintenance	11.516 Aloha HS Wheelchair Lift	\$67,900.00
170	10/8/2025	Deferred Maintenance	11.515 Aloha HS Concrete Pilaster Repair (Project Complete)	Deferred Maintenance	Unallocated	\$3,267.00
169	10/9/2025	Deferred Maintenance	11.503 Southridge HS Gym Roof (Project Complete)	Deferred Maintenance	Unallocated	\$88,741.83
168	10/1/2025	School Modernizations	10.033 Raleigh Park Modernization	School Modernizations	10.004 Beaver Acres Modernization	\$4,000.00
167	9/30/2025	Management and Overhead	15.003 Year 3 - 24/25 Bond Program Management (Project Complete)	Management and Overhead	Unallocated	\$57,336.00
166	9/22/2025	Deferred Maintenance	11.801 Maintenance Repair Projects 24/25 (Project Complete)	Deferred Maintenance	11.802 Maintenance Repair Projects 25/26	\$967,879.49
165	9/8/2025	Deferred Maintenance	Unallocated	Deferred Maintenance	11.043 Paging Improvements	\$300,000.00
164	8/22/2025	Deferred Maintenance	Unallocated	Deferred Maintenance	11.043 Paging Improvements	\$120,000.00
163	8/22/2025	School Modernizations	10.033 Raleigh Park Modernization	School Modernizations	10.004 Beaver Acres Modernization	\$3,000.00
162	8/22/2025	Deferred Maintenance	Unallocated	Deferred Maintenance	11.517 DSC Sewer Line Replacement	\$10,000.00
161	8/22/2025	SPED Upgrades	Unallocated	Security Upgrades	12.005 Security Fencing	\$52,272.00
160	8/15/2025	Athletic Facilities	07.001 Athletic Facilities: WHS Bathroom and Concessions	Deferred Maintenance	11.046 Westview HS Fire Strobes	\$1,310.71
159	7/31/2025	Deferred Maintenance	11.506 Stage Rigging Repairs (Project Complete)	Deferred Maintenance	Unallocated	\$25,070.00
158	7/31/2025	Deferred Maintenance	11.042 Barnes ES / Errol Hassell ES Re-Pipe (Project Complete)	Deferred Maintenance	Unallocated	\$4,226.08
157	7/31/2025	Deferred Maintenance	11.040 Greenway ES HVAC (Project Complete)	Deferred Maintenance	Unallocated	\$41,420.00
156	7/10/2025	Deferred Maintenance	Unallocated	Deferred Maintenance	11.007 Landscape and Sitework Improvements	\$113,877.00

Budget Change No.	Date	From Master Project	Subproject	To Master Project	Subproject	Amount
155	7/8/2025	Deferred Maintenance	11.503 Southridge HS Gym Roof	Deferred Maintenance	11.801 Maintenance Repair Projects 24/25	\$700,000.00
154	6/27/2025	07 Athletic Facilities	07.001 Westview HS Bathroom and Concessions	06 Office Relocations	06.002 Westview HS Office Relocation	\$48,950.00
153	6/18/2025	Deferred Maintenance	11.012 Southridge HS Stadium Turf Replacement (Project Complete)	Deferred Maintenance	Unallocated	\$186,262.00
152	6/12/2025	Deferred Maintenance	11.013 Westview HS Stadium Turf Replacement (Project Complete)	Deferred Maintenance	Unallocated	\$11,894.00
151	6/9/2025	Deferred Maintenance	Unallocated	Deferred Maintenance	11.046 Westview HS Fire Strobes	\$8,317.18
150	6/9/2025	School Modernizations	10.044 Westview Modernization	Office Relocations	06.002 Westview HS Office Relocation	\$47,462.00
149	5/30/2025	SPED Upgrades	Unallocated	SPED Upgrades	18.003 Seclusion Rooms	\$100,000.00
148	5/21/2025	Deferred Maintenance	11.514 Whitford MS Stage Curtain Replacement (Project Complete)	Deferred Maintenance	Unallocated	\$8,675.00
147	5/21/2025	Deferred Maintenance	11.513 ACMA OS / Aloha HS Stage Curtain Repairs (Project Complete)	Deferred Maintenance	Unallocated	\$6,975.00
146	5/19/2025	School Modernizations	10.018 FLEX/CTP Modernization	School Modernizations	10.004 Beaver Acres Modernization	\$25,000.00
145	5/14/2025	SPED Upgrades	Unallocated	SPED Upgrades	18.003 Seclusion Rooms	\$100,000.00
144	5/9/2025	Deferred Maintenance	Unallocated	Deferred Maintenance	11.006 MS & SRHS Stage Improvements	\$665,000.00
143	4/30/2025	Security Upgrades	Unallocated	Security Upgrades	12.006 Distributed Antenna System	\$2,387,646.00
142	4/30/2025	Deferred Maintenance	11.800 Maintenance Repair Projects 23/24 (Project Savings)	Deferred Maintenance	11.801 Maintenance Repair Projects 24/25	\$496,247.29
141	4/30/2025	Deferred Maintenance	Unallocated	Deferred Maintenance	11.516 Aloha HS Wheelchair Lift	\$153,500.00
140	4/30/2025	Deferred Maintenance	Unallocated	Deferred Maintenance	11.046 Westview HS Fire Strobes	\$141,025.00
139	4/30/2025	Deferred Maintenance	Unallocated	Deferred Maintenance	11.019 West TV ES Modular Roof	\$673,700.00
138	4/24/2025	Deferred Maintenance	11.002 Southridge HS HVAC Upgrades (Project Savings)	Deferred Maintenance	Unallocated	\$1,000,000.00
137	4/23/2025	Deferred Maintenance	Unallocated	Deferred Maintenance	11.007 Landscape & Sitework Improvements	\$759,875.00
136	4/11/2025	Deferred Maintenance	11.508 Springville ES A/V Replacement (Project Complete)	Deferred Maintenance	Unallocated	\$12,704.00
135	4/11/2025	Deferred Maintenance	11.502 Stoller MS Freezer (Project Complete)	Deferred Maintenance	Unallocated	\$229,033.66
134	4/11/2025	Deferred Maintenance	11.003 Sunset HS Track (Project Complete)	Deferred Maintenance	Unallocated	\$138,531.00

Budget Change No.	Date	From Master Project	Subproject	To Master Project	Subproject	Amount
133	4/11/2025	Outdoor Learning	08.001 Outdoor Learning: Springville ES (Project Complete)	Outdoor Learning	Unallocated	\$134,625.00
132	4/10/2025	Deferred Maintenance	11.025 Findley ES Kitchen Repairs (Project Complete)	Deferred Maintenance	Unallocated	\$29,935.00
131	3/31/2025	Deferred Maintenance	Unallocated	Seismic Upgrades	9.002 Mountain View Seismic	\$838,796.00
130	3/31/2025	Deferred Maintenance	Unallocated	Deferred Maintenance	11.017 Aloha HS HVAC Upgrades	\$4,753,443.00
129	3/31/2025	SPED Upgrades	Unallocated	SPED Upgrades	18.001 Rock Creek ES ISC Modifications	\$99,097.00
128	3/20/2025	SPED Upgrades	Unallocated	School Modernizations	10.045 Whitford MS Modernization	\$123,000.00
127	3/20/2025	Deferred Maintenance	Unallocated	Deferred Maintenance	11.007 Landscape and Sitework Improvements	\$228,172.00
126	3/17/2025	School Modernizations	10.022 ISB Modernization	School Modernizations	10.016 Fir Grove Modernization	\$22,020.00
125	3/17/2025	School Modernizations	10.046 Modernization Tech/AV	School Modernizations	10.005 Bethany Modernization	\$34,127.34
124	3/17/2025	School Modernizations	10.034 Ridgewood Modernization	School Modernizations	10.020 Highland Park Modernization	\$60,413.85
123	3/17/2025	School Modernizations	10.029 Montclair Modernization	School Modernizations	10.005 Bethany Modernization	\$23,128.99
122	3/17/2025	School Modernizations	10.028 Merlo Station Modernization	School Modernizations	10.005 Bethany Modernization	\$21,362.31
121	3/17/2025	School Modernizations	10.025 McKay Modernization	School Modernizations	10.013 Elmonica Modernization	\$67,267.56
120	3/17/2025	School Modernizations	10.019 Greenway Modernization	School Modernizations	10.013 Elmonica Modernization	\$34,783.62
119	3/17/2025	School Modernizations	10.008 Cedar Mill Modernization	School Modernizations	10.020 Highland Park Modernization	\$13,221.33
118	3/13/2025	Security Upgrades	12.002 HS Card Readers (Project Complete)	Security Upgrades	Unallocated	\$648,852.00
117	3/13/2025	Security Upgrades	Unallocated	Security Upgrades	12.001 Security Assessment	\$200,000.00
116	3/6/2025	School Modernizations	10.016 Fir Grove Modernization	School Modernizations	10.003 Barnes Modernization	\$4,339.00
115	3/6/2025	School Modernizations	10.043 West TV Modernization	School Modernizations	10.003 Barnes Modernization	\$7,735.00
114	2/28/2025	Deferred Maintenance	Unallocated	Deferred Maintenance	11.044 Aloha HS Paging	\$443,746.00
113	2/27/2025	Deferred Maintenance	11.511 Conestoga MS South Wall Stucco Replacement (Project Complete)	Deferred Maintenance	Unallocated	\$5,452.00
112		02 Raleigh Hills Replacement	02.001 Raleigh Hills ES Replacement	02 Raleigh Hills Replacement	02.002 Raleigh Hills ES Temp Relocation - Greenway Portables	\$11,991.78
111		Deferred Maintenance	Unallocated	Deferred Maintenance	11.042 Barnes ES / Errol Hassell ES Re-Pipe	\$7,000.00

Budget Change No.	Date	From Master Project	Subproject	To Master Project	Subproject	Amount
110		School Modernizations	10.045 Modernization Tech/AV	School Modernizations	10.047 Modernization Planning	\$1,000.00
109	2/19/2025	Deferred Maintenance	Unallocated	Deferred Maintenance	11.027 Sunset HS HVAC	\$8,000,000.00
108	2/14/2025	School Modernizations	10.030 Mountain View MS Modernization	09 Seismic Upgrades	09.002 Mountain View MS Seismic	\$137,159.75
107	2/12/2025	N/A	SB1149	Deferred Maintenance	11.005 Capital Center HVAC	\$318,420.00
106	1/30/2025	N/A	Energy Trust of Oregon	09 Seismic Upgrades	09.002 Mountain View MS Seismic	\$4,650.00
105	1/30/2025	Deferred Maintenance	11.010 Capital Center OS Paging	Deferred Maintenance	11.005 Capital Center HVAC	\$35,088.00
104	1/30/2025	School Modernizations	10.027 Meadow Park MS Modernization	09 Seismic Upgrades	09.003 Meadow Park Seismic	\$192,000.00
103	1/31/2025	Deferred Maintenance	Unallocated	09 Seismic Upgrades	09.003 Meadow Park Seismic	\$18,908,000.00
102	1/22/2025	Deferred Maintenance	Unallocated	Deferred Maintenance	11.042 Barnes ES / Errol Hassell ES Re-Pipe	\$38,000.00
101	1/14/2025	Deferred Maintenance	Unallocated	Athletic Facilities	7.001 Westview HS Bathroom and Concessions	\$100,000.00
100	1/8/2025	School Modernizations	10.012 Cooper Mountain Modernization	Office Relocations	06.003 Cooper Mtn. Office Relocation	\$290,930.00
99	12/31/2024	Deferred Maintenance	Unallocated	Deferred Maintenance	11.005 Capital Center HVAC	\$70,000.00
98	12/23/2024	Deferred Maintenance	Unallocated	Office Relocations	06.002 Westview HS Office Relocation	\$100,000.00
97	12/6/2024	Deferred Maintenance	Unallocated	Deferred Maintenance	11.004 Mercury Gym Floor Replacements	\$7,610.00
96	12/6/2024	Deferred Maintenance	11.013 Westview HS Stadium Turf Replacement	Athletic Facilities	7.001 Westview HS Bathroom and Concessions	\$51,117.93
95	11/21/2024	SPED Upgrades	Unallocated	SPED Upgrades	18.001 Rock Creek ES ISC Modifications	\$151,000.00
94	11/18/2024	Deferred Maintenance	Unallocated	Deferred Maintenance	11.513 ACMA OS / Aloha HS Stage Curtain Repairs	\$55,000.00
93	11/18/2024	Deferred Maintenance	Unallocated	Deferred Maintenance	11.512 Beaverton HS Baseball Stadium Re-Seal	\$231,335.00
92	11/14/2024	Deferred Maintenance	Unallocated	Deferred Maintenance	11.043 Paging Improvements	\$1,800,000.00
91	11/13/2024	Deferred Maintenance	Unallocated	Deferred Maintenance	11.043 Paging Improvements	\$150,000.00
90	11/13/2024	Security Upgrades	12.004 Paging Improvements	Security Upgrades	Unallocated	\$150,000.00
89	11/8/2024	Deferred Maintenance	11.510 Hiteon Water Main Repair (Project Complete)	Deferred Maintenance	Unallocated	\$34,959.00
88	11/8/2024	Deferred Maintenance	11.509 ISB Hallway Floor Replacement (Project Complete)	Deferred Maintenance	Unallocated	\$24,333.00
87	11/8/2024	Deferred Maintenance	11.010 Capital Center OS Paging	Deferred Maintenance	11.005 Capital Center HVAC	\$51,000.00

Budget Change No.	Date	From Master Project	Subproject	To Master Project	Subproject	Amount
86	11/8/2024	SPED Upgrades	Unallocated	SPED Upgrades	18.003 Seclusion Rooms	\$150,000.00
85	11/5/2024	Deferred Maintenance	Unallocated	Deferred Maintenance	11.005 Capital Center HVAC	\$245,717.00
84	11/7/2024	Deferred Maintenance	Unallocated	Deferred Maintenance	11.042 Barnes ES / Errol Hassell ES Re-Pipe	\$400,000.00
83	11/4/2024	Deferred Maintenance	Unallocated	Deferred Maintenance	11.040 Greenway ES HVAC	\$475,500.00
82	11/1/2024	School Modernizations	10.018 Flex/CTP Modernization	School Modernizations	10.016 Fir Grove Modernization	\$11,000.00
81	11/1/2024	School Modernizations	10.020 Highland Park Modernization	School Modernizations	10.016 Fir Grove Modernization	\$23,000.00
80	10/31/2024	Deferred Maintenance	Unallocated	Deferred Maintenance	11.014 West Tualatin View ES HVAC	\$3,400,000.00
79	10/28/2024	Deferred Maintenance	Unallocated	Deferred Maintenance	11.013 Westview HS Stadium Turf Replacement	\$759,186.19
78	10/28/2024	Deferred Maintenance	Unallocated	Deferred Maintenance	11.005 Capital Center HVAC	\$28,000.00
77	10/23/2024	Nutrition Services	13.003 Greenway Kitchen Improvements (Project Complete)	Nutrition Services	Unallocated	\$387,283.81
76	10/21/2024	Deferred Maintenance	Unallocated	Athletic Facilities	07.001 Westview HS Bathroom and Concessions	\$42,000.00
75	10/16/2024	SPED Upgrades	Unallocated	Deferred Maintenance	11.005 Capital Center HVAC	\$25,276.00
74	10/16/2024	Deferred Maintenance	Unallocated	Athletic Facilities	7.001 Westview HS Bathroom and Concessions	\$28,600.00
73	10/14/2024	Deferred Maintenance	Unallocated	Seismic Upgrades	09.001 Five Oaks Seismic	\$229,969.70
72	10/14/2024	Nutrition Services	Unallocated	Nutrition Services	13.001 Beaver Acres ES Kitchen	\$1,750,000.00
71	9/23/2024	Outdoor Learning	8.004 Outdoor Learning: McKinley ES	School Modernization	10.026 McKinley ES Modernization	\$1,000,000.00
70	9/20/2024	Deferred Maintenance	Unallocated	Nutrition Services	13.002 Bottle Fillers	\$300,000.00
69	9/19/2024	Deferred Maintenance	11.507 ISB OS Gym Stage Renovations (Project Complete)	Deferred Maintenance	Unallocated	\$13,750.00
68	9/19/2024	Deferred Maintenance	Unallocated	Deferred Maintenance	11.026 2022 Bond Post Warranty	\$250,000.00
67	9/19/2024	School Modernization	10.047 Modernization Planning	School Modernization	10.048 Terra Nova OS Modernization	\$20,000.00
66	9/19/2024	School Modernization	10.046 Modernization Tech/AV	School Modernization	10.048 Terra Nova OS Modernization	\$59,979.05
65	9/19/2024	Deferred Maintenance	Unallocated	Deferred Maintenance	11.511 Conestoga MS South Wall Stucco Replacement	\$33,800.00
64	9/19/2024	Deferred Maintenance	Unallocated	Deferred Maintenance	11.508 Springville ES A/V Replacement	\$78,950.00
63	9/13/2024	Deferred Maintenance	11.002 Southridge HS HVAC	Deferred Maintenance	Unallocated	\$2,543,191.15

Budget Change No.	Date	From Master Project	Subproject	To Master Project	Subproject	Amount
62	9/10/2024	Deferred Maintenance	11.004 Mercury Gym Floor Replacements	Deferred Maintenance	Unallocated	\$948,055.06
61	9/10/2024	School Modernization	10.008 Cedar Mill Modernization	School Modernization	10.029 Montclair Modernization	\$13,574.00
60	8/30/2024	SPED Upgrades	Unallocated	Deferred Maintenance	11.005 Capital Center HVAC	\$342,016.00
59	8/30/2024	Deferred Maintenance	11.002 Southridge HS HVAC	Deferred Maintenance	Unallocated	\$4,507,301.04
58	8/30/2024	Deferred Maintenance	Unallocated	Deferred Maintenance	11.801 Maintenance Repair Projects 24/25	\$2,000,000.00
57	8/30/2024	Security Upgrades	Unallocated	Security Upgrades	12.006 Distributed Antenna System	\$3,000,000.00
56	8/22/2024	School Modernization	10.008 Cedar Mill Modernization	School Modernization	10.029 Montclair Modernization	\$16,000.00
55	8/2/2024	Management and Overhead	Unallocated	02 Raleigh Hills Replacem	02.001 Raleigh Hills ES Replacement	\$106,898.00
54	7/9/2024	School Modernization	10.008 Cedar Mill Modernization	School Modernization	10.029 Montclair Modernization	\$21,000.00
53	7/3/2024	Deferred Maintenance	Unallocated	Deferred Maintenance	11.019 West TV ES Modular Roof	\$645,000.00
52	7/3/2024	Deferred Maintenance	Unallocated	Deferred Maintenance	11.018 Kinnaman ES Roof	\$1,545,000.00
51	6/30/2024	Deferred Maintenance	Unallocated	Deferred Maintenance	11.013 Westview HS Stadium Turf Replacement	\$100,000.00
50	6/30/2024	School Modernization	10.044 Westview HS Modernization	Office Relocations	06.002 Westview HS Office Relocation	\$135,000.00
49	6/30/2024	Deferred Maintenance	Unallocated	Deferred Maintenance	11.013 WHS Stadium Turf Replacement	\$531,190.00
48	6/25/2024	Security Upgrades	Unallocated	Security Upgrades	12.001 Security Assessment	\$79,750.00
47	6/24/2024	Deferred Maintenance	11.013 WHS Stadium Turf Replacement	Athletic Facilities	07.001 WHS Bathroom and Concessions	\$217,682.00
46	5/31/2024	SPED Upgrades	Unallocated	SPED Upgrades	18.003 Seclusion Rooms	\$220,299.00
45	5/23/2024	Deferred Maintenance	Unallocated	Deferred Maintenance	11.510 Hiteon Water Main Repair	\$88,000.00
44	5/14/2024	Deferred Maintenance	Unallocated	Deferred Maintenance	11.007 Landscape & Sitework Improvements	\$800,000.00
43	5/14/2024	Deferred Maintenance	Unallocated	Deferred Maintenance	11.025 Findley ES Kitchen Repairs	\$125,000.00
42	5/9/2024	Security Upgrades	Unallocated	Security Upgrades	12.001 Security Assessment	\$74,455.69
41	5/7/2024	Management and Overhead		Beaverton HS Rebuild	01 Beaverton HS Rebuild	\$630,000.00
40	4/25/2024	SPED Upgrades	Unallocated	SPED Upgrades	18.003 Seclusion Rooms	\$50,000.00
39	4/25/2024	Deferred Maintenance	Unallocated	Deferred Maintenance	11.509 ISB Hallway Floor Replacement	\$77,000.00

Budget Change No.	Date	From Master Project	Subproject	To Master Project	Subproject	Amount
38	4/19/2024	Deferred Maintenance	Unallocated	Athletic Facilities	07.001 WHS Bathroom and Concessions	\$499,167.00
37	4/18/2024	Deferred Maintenance	Unallocated	Deferred Maintenance	11.013 WHS Stadium Turf Replacement	\$424,369.53
36	4/17/2024	SPED Upgrades	Unallocated	Deferred Maintenance	11.005 Capital Center HVAC	\$150,000.00
35	4/11/2024	School Modernization	10.032 Oak Hills Modernization	Additional Classrooms	5.002 Oak Hills Classroom Addition	\$558,717.00
34	4/5/2024	Deferred Maintenance	Unallocated	Deferred Maintenance	11.017 Aloha HS HVAC Upgrade	\$20,560,000.00
33	3/31/2024	School Modernization	10.013 Elmonica Modernization	School Modernizations	10.016 Fir Grove Modernization	\$2,256.86
32	3/28/2024	Deferred Maintenance	Unallocated	Deferred Maintenance	11.006 MS & SRHS Stage Improvements	\$3,500,000.00
31	3/7/2024	Security Upgrades	Unallocated	Security Upgrades	12.001 Security Assessment	\$57,000.00
30	3/6/2024	School Modernization	10.044 Westview HS Modernization	Office Relocations	6.002 Westview HS Office Relocation	\$130,670.00
29	3/6/2024	Deferred Maintenance	Unallocated	Deferred Maintenance	11.013 WHS Stadium Turf Replacement	\$380,630.47
28	3/6/2024	Deferred Maintenance	Unallocated	Deferred Maintenance	11.010 Capital Center Paging	\$225,000.00
27	3/6/2024	Deferred Maintenance	Unallocated	Deferred Maintenance	11.012 Southridge HS Stadium Turf Replacement	\$299,846.00
26	2/22/2024	Deferred Maintenance	Unallocated	Deferred Maintenance	11.017 Aloha HS HVAC Upgrade	\$1,210,000.00
25	2/14/2024	School Modernization	10.013 Elmonica Modernization	School Modernizations	10.016 Fir Grove Modernization	\$3,492.50
24	1/31/2024	SPED Upgrades	18.001 Rock Creek ISC Modifications (Project Complete)	SPED Upgrades	N/A	\$42,871.00
23	1/31/2024	Deferred Maintenance	11.501 5th Street South Catch Basin (Project Complete)	Deferred Maintenance	Unallocated	\$2,525.00
22	1/26/2024	Deferred Maintenance	Unallocated	Athletic Facilities	07.001 WHS Bathroom and Concessions	\$175,750.00
21	1/19/2024	School Modernization	10.043 West TV Modernization	School Modernizations	10.003 Barnes Modernization	\$9,500.00
20	1/19/2024	School Modernization	10.016 Fir Grove Modernization	School Modernizations	10.003 Barnes Modernization	\$5,000.00
19	1/16/2024	Additional Classrooms	5.003 Stoller Gym & Added Classrooms	School Modernizations	10.040 Stoller Modernization	\$14,000.00
18	1/16/2024	School Modernization	Various	School Modernizations	10.046 Modernization Tech/AV	\$81,113.30
17	1/5/2024	School Modernization	10.008 Cedar Mill Modernization	School Modernizations	10.029 Montclair Modernization	\$150,000.00
16	12/31/2023	School Modernization	10.044 Westview HS Modernization	Office Relocations	6.002 Westview HS Office Relocation	\$400,000.00

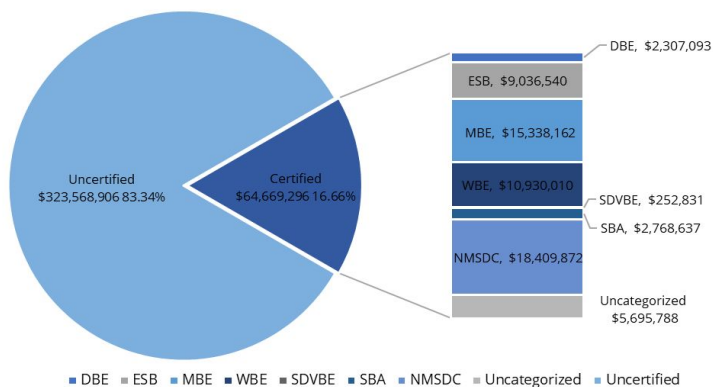
# Equity Report

## Equity Certification Types

### Total Bond Expenditures

\*Excludes expenses for overhead, critical equipment, permit fees, technology equipment.

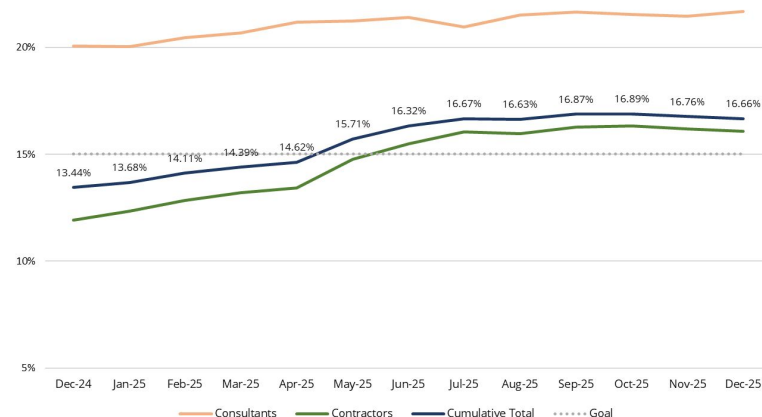
\*\*Uncategorized includes certified expenditures through January 31, 2024.



## Cumulative Equity Report

\*Program-wide percentage of certified consultants and contractors.

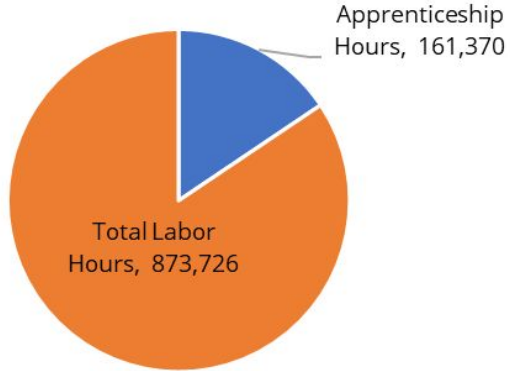
\*\*Prior to January 2024, data was based off contract values; beginning January 2024, data is actuals paid.



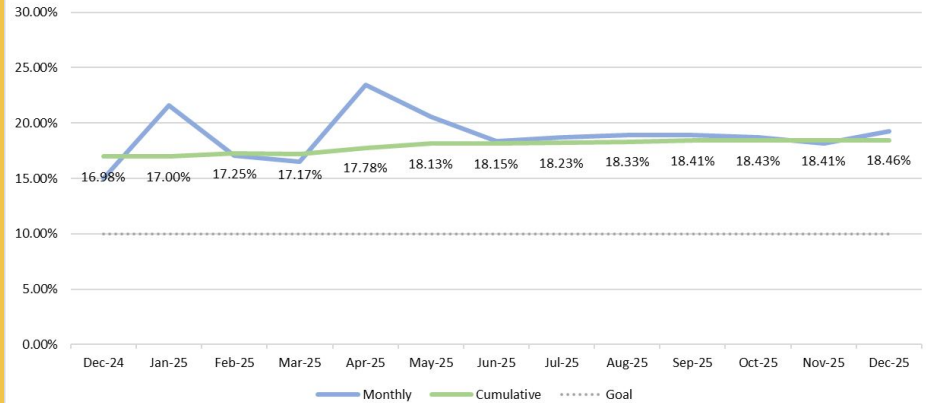
*Excludes expenses for overhead, critical equipment, technology equipment and permit fees.*

# Apprenticeship

Certified Payroll Cumulative Hours



Apprenticeship Hours  
\*Based on contracts greater than \$200K.



*Percentage of hours worked by apprentices on contracts greater than \$200k.  
\*This graph reflects updated values based on information received for prior months.*

---

**Contact: Aaron Boyle, Administrator for Facilities Development**

Email: [aaron\\_boyle@beaverton.k12.or.us](mailto:aaron_boyle@beaverton.k12.or.us)

Phone: 503-356-4364

---