

## School Information

Campus Type: **Middle School**

Total Students: **915**


Grade Span: **06 - 08**

For more information about this campus, see: <https://TXschools.gov> or the Texas Academic Performance Report (TAPR) at: [https://rptsvr1.tea.texas.gov/perfreport/tapr/tapr\\_srch.html](https://rptsvr1.tea.texas.gov/perfreport/tapr/tapr_srch.html)

## Overall Performance Details


This data represents how much students are learning in each grade and whether or not they are ready for the next grade. It also shows how well a school prepares their students for success after high school in college, the workforce, or the military. State accountability is based on three domains: Student Achievement, School Progress, and Closing the Gaps. Scores are scaled from 0 to 100.

**Overall  
Rating**




85 of 100

**Student  
Achievement**




85 of 100

**School  
Progress**



82 of 100

**Closing  
the Gaps**



85 of 100

## Distinction Designations

Schools that earn a overall scale scores of 70 are eligible for as many as seven distinction designations that are awarded when a school or district shows exceptional achievement in certain areas.



## Student Information

This section provides demographic information including attendance rates, enrollment percentages for various student groups, student mobility rates, and class size averages at the campus, district, and state level, where applicable.

### Attendance Rate and Enrollment

	Campus	District	State
Attendance Rate (2023-24)	<b>95.7%</b>	94.9%	93.6%
Mobility Rate (2023-24)	<b>7.3%</b>	11.2%	16.4%
<b>Enrollment by Race/Ethnicity</b>			
African American	<b>16.9%</b>	13.6%	12.8%
Hispanic	<b>25.9%</b>	25.5%	53.5%
White	<b>47.3%</b>	47.4%	24.4%
American Indian	<b>0.9%</b>	0.5%	0.3%
Asian	<b>4.5%</b>	8.2%	5.6%
Pacific Islander	<b>0.5%</b>	0.2%	0.2%
Two or More Races	<b>3.9%</b>	4.7%	3.3%
<b>Enrollment by Student Group</b>			
Economically Disadvantaged	<b>24.3%</b>	28.0%	60.5%
Special Education	<b>18.5%</b>	17.8%	15.3%
Emergent Bilingual/EL	<b>5.8%</b>	12.7%	24.3%

### Class Size Averages

Grade/Subject	Campus	District	State
<b>Elementary</b>			
Grade 6	<b>19.2</b>	20.3	19.8
<b>Secondary</b>			
English/Language Arts	<b>18.3</b>	19.4	16.4
Foreign Languages	<b>21.3</b>	22.2	18.9
Mathematics	<b>19.7</b>	23.0	17.8
Science	<b>22.4</b>	25.5	18.9
Social Studies	<b>23.3</b>	24.8	18.9

## School Financial Information (2023-24)

Various financial indicators based on actual data from the prior year are reported for the campus, district, and state. For more information, see: <http://tea.texas.gov/financialstandardreports/>

### Instructional Expenditures

	Campus	District	State
Instructional Expenditure Ratio	<b>n/a</b>	63.5%	62.0%
Instructional Staff Percent	<b>n/a</b>	74.5%	64.8%

### Expenditures Per Student

	Campus	District	State
Total Operating Expenditures	<b>\$8,665</b>	\$10,785	\$12,950
Instruction	<b>\$6,114</b>	\$5,990	\$7,101
Instructional Leadership	<b>\$81</b>	\$99	\$236
School Leadership	<b>\$650</b>	\$601	\$741

## STAAR Outcomes

This section provides STAAR performance and Academic Growth outcomes. Academic Growth measures whether students are maintaining performance or improving from year to year.

		State	District	Campus	African American	Hispanic	White	American Indian	Asian	Pacific Islander	Two or More Races	Econ Disadv
<b>STAAR Performance Rates at Approaches Grade Level or Above (All Grades Tested)</b>												
All Subjects	2025	75%	80%	<b>81%</b>	72%	76%	87%	73%	89%	61%	76%	60%
	2024	75%	81%	<b>80%</b>	73%	77%	83%	86%	90%	86%	70%	70%
ELA/Reading	2025	76%	83%	<b>88%</b>	81%	84%	93%	86%	95%	83%	85%	75%
	2024	76%	83%	<b>86%</b>	80%	81%	90%	88%	96%	83%	82%	75%
Mathematics	2025	72%	76%	<b>77%</b>	67%	73%	83%	57%	86%	67%	62%	52%
	2024	72%	77%	<b>78%</b>	69%	73%	84%	78%	89%	83%	64%	64%
Science	2025	78%	82%	<b>84%</b>	73%	79%	91%	*	93%	*	82%	58%
	2024	75%	80%	<b>81%</b>	76%	84%	80%	*	87%	*	67%	73%
Social Studies	2025	77%	83%	<b>70%</b>	57%	59%	78%	*	80%	*	82%	38%
	2024	78%	85%	<b>69%</b>	63%	70%	69%	*	80%	*	56%	69%
<b>STAAR Performance Rates at Meets Grade Level or Above (All Grades Tested)</b>												
All Subjects	2025	50%	57%	<b>57%</b>	45%	49%	63%	59%	72%	33%	52%	35%
	2024	48%	57%	<b>52%</b>	44%	43%	58%	52%	75%	43%	50%	39%
ELA/Reading	2025	54%	64%	<b>72%</b>	62%	67%	79%	86%	81%	50%	74%	50%
	2024	54%	64%	<b>66%</b>	55%	60%	72%	63%	84%	67%	61%	51%
Mathematics	2025	45%	48%	<b>47%</b>	32%	39%	55%	29%	67%	33%	38%	26%
	2024	43%	49%	<b>44%</b>	34%	32%	52%	33%	69%	17%	43%	31%
Science	2025	47%	56%	<b>59%</b>	43%	48%	69%	*	73%	*	55%	29%
	2024	43%	54%	<b>49%</b>	49%	39%	52%	*	73%	*	44%	42%
Social Studies	2025	50%	61%	<b>35%</b>	35%	25%	38%	*	60%	*	27%	13%
	2024	51%	63%	<b>39%</b>	37%	30%	42%	*	67%	*	44%	28%
<b>STAAR Performance Rates at Masters Grade Level (All Grades Tested)</b>												
All Subjects	2025	21%	26%	<b>24%</b>	15%	17%	30%	5%	33%	0%	21%	10%
	2024	20%	24%	<b>21%</b>	17%	13%	25%	14%	39%	14%	18%	13%
ELA/Reading	2025	23%	29%	<b>40%</b>	27%	33%	48%	14%	43%	0%	41%	19%
	2024	22%	27%	<b>32%</b>	27%	22%	38%	25%	47%	17%	29%	20%
Mathematics	2025	20%	21%	<b>12%</b>	6%	8%	16%	0%	29%	0%	9%	4%
	2024	17%	19%	<b>11%</b>	8%	7%	14%	0%	33%	0%	7%	6%
Science	2025	17%	21%	<b>17%</b>	10%	3%	25%	*	27%	*	9%	2%
	2024	16%	21%	<b>16%</b>	14%	6%	20%	*	47%	*	11%	12%
Social Studies	2025	27%	36%	<b>16%</b>	10%	8%	21%	*	27%	*	9%	4%
	2024	27%	37%	<b>19%</b>	22%	10%	23%	*	27%	*	22%	12%
<b>School Progress - Annual Growth (All Grades Tested)</b>												
Both Subjects	2025	65%	68%	<b>69%</b>	63%	63%	73%	71%	77%	71%	67%	59%
	2024	64%	66%	<b>62%</b>	59%	58%	64%	50%	82%	58%	59%	57%
ELA/Reading	2025	67%	71%	<b>78%</b>	69%	73%	83%	71%	87%	83%	76%	65%
	2024	67%	70%	<b>70%</b>	65%	65%	74%	56%	86%	75%	70%	60%
Mathematics	2025	64%	64%	<b>59%</b>	56%	54%	62%	71%	68%	58%	58%	52%
	2024	60%	62%	<b>54%</b>	53%	52%	55%	44%	77%	42%	48%	54%

- Indicates there are no students in the group.
- \* Indicates results are masked due to small numbers to protect student confidentiality.
- n/a Indicates data reporting is not applicable for this group.