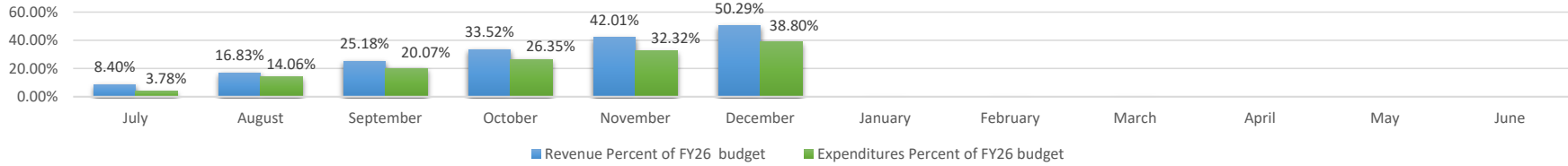




Finance Summary as of December 31, 2025

Operational Revenue vs. Expenditures



AA Academy received 50.29% of budgeted Operational revenue & expended 38.80% of budget thru December 2025.

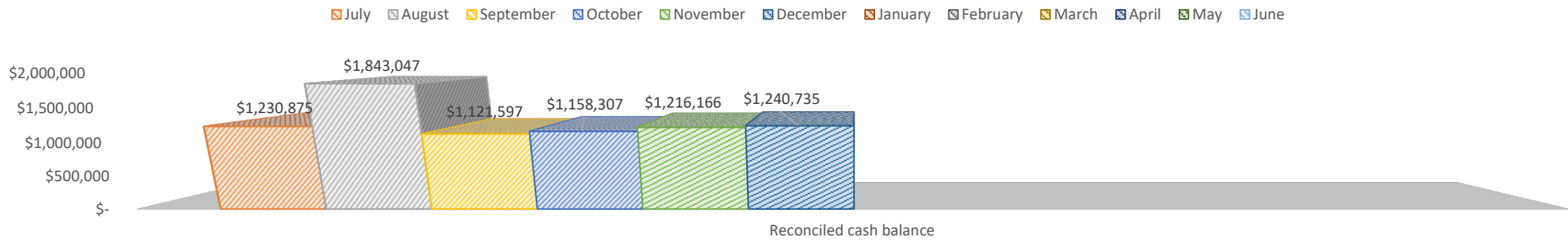
Bank Reconciliation:

- December 2025
 - o Reconciled cash balance at month end was \$1,686,077.97
 - o Outstanding items total \$3,061.24
 - o Revenues exceeded Expenditures by \$180,001.17 for the month.

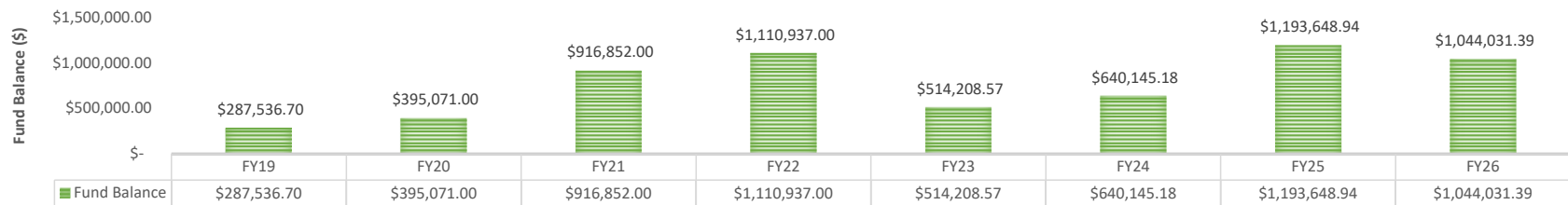
BARS for Approval:

2526-31200-0006-IB

FY26 OPERATIONAL CASH BALANCE



HISTORICAL OPERATIONAL FUND BALANCE





Albuquerque Aviation Academy
Combining Revenue and Expenses for All Funds
July 1, 2025 - December 31, 2025

Fund Description	11000 Operational	13000 Pupil Transportation	23000 Student Activities	24101 Title I	24106 IDEA-B	24154 Title II	24172 Carl Perkins - Reserve	24174 Carl Perkins - Current	24176 Carl Perkins - Redistribute	24189 Title IV
41110 - Ad Valorem Taxes School District	\$0.00	\$0.00	\$0.00	\$0.00	\$0.00	\$0.00	\$0.00	\$0.00	\$0.00	\$0.00
41701 - Fees Activities	\$0.00	\$0.00	\$5,379.88	\$0.00	\$0.00	\$0.00	\$0.00	\$0.00	\$0.00	\$0.00
41702 - Fees Educational	\$6,560.00	\$0.00	\$0.00	\$0.00	\$0.00	\$0.00	\$0.00	\$0.00	\$0.00	\$0.00
41920 - Contributions and Donations From Private Sources	\$0.00	\$0.00	\$659.59	\$0.00	\$0.00	\$0.00	\$0.00	\$0.00	\$0.00	\$0.00
41953 - Insurance Recoveries	\$2,161.24	\$0.00	\$0.00	\$0.00	\$0.00	\$0.00	\$0.00	\$0.00	\$0.00	\$0.00
41510 - Interest on Investments	\$5,349.98	\$0.00	\$0.00	\$0.00	\$0.00	\$0.00	\$0.00	\$0.00	\$0.00	\$0.00
43101 - State Equalization Guarantee	\$2,075,347.34	\$0.00	\$0.00	\$0.00	\$0.00	\$0.00	\$0.00	\$0.00	\$0.00	\$0.00
43202 - State Flow-Through Grants	\$0.00	\$0.00	\$0.00	\$0.00	\$0.00	\$0.00	\$0.00	\$0.00	\$0.00	\$0.00
43206 - Transportation Distribution	\$0.00	\$162,246.00	\$0.00	\$0.00	\$0.00	\$0.00	\$0.00	\$0.00	\$0.00	\$0.00
44500 - Restricted Grants From the Federal Government Through the State	\$0.00	\$0.00	\$0.00	\$21,737.85	\$18,180.28	\$0.00	\$9,458.00	\$2,468.38	\$0.00	\$10,000.00
44504 - Federal Flowthrough Prior Year	\$0.00	\$0.00	\$0.00	\$18,972.81	\$17,652.09	\$188.77	\$0.00	\$0.00	\$0.00	\$0.00
Total Revenue	\$2,089,418.56	\$162,246.00	\$6,039.47	\$40,710.66	\$35,832.37	\$188.77	\$9,458.00	\$2,468.38	\$0.00	\$10,000.00
1000 - Instruction	\$964,543.57	\$0.00	\$15,009.47	\$27,168.84	\$0.00	\$1,910.09	\$9,458.00	\$2,468.38	\$0.00	\$0.00
2100 - Support Services-Students	\$189,697.69	\$0.00	\$0.00	\$0.00	\$22,589.50	\$0.00	\$0.00	\$0.00	\$0.00	\$10,000.00
2200 - Support Services-Instruction	\$39,113.10	\$0.00	\$0.00	\$0.00	\$0.00	\$0.00	\$0.00	\$0.00	\$0.00	\$0.00
2300 - Support Services-General Administration	\$149,252.86	\$0.00	\$0.00	\$0.00	\$0.00	\$0.00	\$0.00	\$0.00	\$0.00	\$0.00
2400 - Support Services-School Administration	\$131,833.19	\$0.00	\$0.00	\$0.00	\$0.00	\$0.00	\$0.00	\$0.00	\$0.00	\$0.00
2500 - Central Services	\$99,755.52	\$0.00	\$0.00	\$0.00	\$0.00	\$100.00	\$0.00	\$0.00	\$0.00	\$0.00
2600 - Operation & Maintenance of Plant	\$211,534.97	\$0.00	\$0.00	\$0.00	\$0.00	\$0.00	\$0.00	\$0.00	\$0.00	\$0.00
2700 - Student Transportation	\$19,867.73	\$148,723.50	\$0.00	\$0.00	\$0.00	\$0.00	\$0.00	\$0.00	\$0.00	\$0.00
2900 - Other Support Services	\$2,938.07	\$0.00	\$0.00	\$0.00	\$0.00	\$0.00	\$0.00	\$0.00	\$0.00	\$0.00
4000 - Capital Outlay	\$109,817.73	\$0.00	\$0.00	\$0.00	\$0.00	\$0.00	\$0.00	\$0.00	\$0.00	\$0.00
Total Expenditure	\$1,918,354.43	\$148,723.50	\$15,009.47	\$27,168.84	\$22,589.50	\$2,010.09	\$9,458.00	\$2,468.38	\$0.00	\$10,000.00
Total Other Financing Sources (Uses)	\$0.00	\$0.00	\$0.00	\$0.00	\$0.00	\$0.00	\$0.00	\$0.00	\$0.00	\$0.00
Excess (deficiency) of revenues and other financing sources over expenditures and other financing uses	\$171,064.13	\$13,522.50	(\$8,970.00)	\$13,541.82	\$13,242.87	(\$1,821.32)	\$0.00	\$0.00	\$0.00	\$0.00
Fund Balance, Beginning of year	\$1,044,031.39	\$0.00	\$7,034.72	(\$18,972.81)	(\$17,652.09)	(\$188.77)	\$0.00	\$0.00	\$0.00	\$0.00
Fund Balance, End of year	\$1,215,095.52	\$13,522.50	(\$1,935.28)	(\$5,430.99)	(\$4,409.22)	(\$2,010.09)	\$0.00	\$0.00	\$0.00	\$0.00



25233 REAP Grant	26107 REC Fiscal Agent	27107 GO Bond Library	27502 CTE Pilot	31200 PSCOC Lease Reimbursement	31400 Special Capital Outlay	31600 HB-33	31701 SB-9 Ad Valorem	31703 SB-9 State Match Cash	Total
\$0.00	\$0.00	\$0.00	\$0.00	\$0.00	\$0.00	\$74,022.44	\$37,222.66	\$0.00	\$111,245.10
\$0.00	\$0.00	\$0.00	\$0.00	\$0.00	\$0.00	\$0.00	\$0.00	\$0.00	\$5,379.88
\$0.00	\$0.00	\$0.00	\$0.00	\$0.00	\$0.00	\$0.00	\$0.00	\$0.00	\$6,560.00
\$0.00	\$0.00	\$0.00	\$0.00	\$0.00	\$0.00	\$0.00	\$0.00	\$0.00	\$659.59
\$0.00	\$0.00	\$0.00	\$0.00	\$0.00	\$0.00	\$0.00	\$0.00	\$0.00	\$2,161.24
\$0.00	\$0.00	\$0.00	\$0.00	\$0.00	\$0.00	\$0.00	\$0.00	\$0.00	\$5,349.98
\$0.00	\$0.00	\$0.00	\$0.00	\$0.00	\$0.00	\$0.00	\$0.00	\$0.00	\$2,075,347.34
\$0.00	\$0.00	\$0.00	\$24,999.62	\$0.00	\$0.00	\$0.00	\$0.00	\$0.00	\$24,999.62
\$0.00	\$0.00	\$0.00	\$0.00	\$0.00	\$0.00	\$0.00	\$0.00	\$0.00	\$162,246.00
\$0.00	\$0.00	\$0.00	\$0.00	\$0.00	\$0.00	\$0.00	\$0.00	\$0.00	\$61,844.51
\$0.00	\$0.00	\$0.00	\$0.00	\$0.00	\$0.00	\$0.00	\$0.00	\$0.00	\$36,813.67
\$0.00	\$0.00	\$0.00	\$24,999.62	\$0.00	\$0.00	\$74,022.44	\$37,222.66	\$0.00	\$2,492,606.93
\$0.00	\$0.00	\$0.00	\$30,496.15	\$0.00	\$0.00	\$0.00	\$0.00	\$0.00	\$1,051,054.50
\$0.00	\$0.00	\$0.00	\$3,737.68	\$0.00	\$0.00	\$0.00	\$0.00	\$0.00	\$226,024.87
\$0.00	\$0.00	\$0.00	\$0.00	\$0.00	\$0.00	\$0.00	\$0.00	\$0.00	\$39,113.10
\$0.00	\$0.00	\$0.00	\$0.00	\$0.00	\$0.00	\$740.01	\$372.43	\$0.00	\$150,365.30
\$0.00	\$0.00	\$0.00	\$0.00	\$0.00	\$0.00	\$0.00	\$0.00	\$0.00	\$131,833.19
\$0.00	\$0.00	\$0.00	\$0.00	\$0.00	\$0.00	\$0.00	\$0.00	\$0.00	\$99,855.52
\$0.00	\$0.00	\$0.00	\$0.00	\$0.00	\$0.00	\$0.00	\$0.00	\$0.00	\$211,534.97
\$0.00	\$0.00	\$0.00	\$0.00	\$0.00	\$0.00	\$0.00	\$0.00	\$0.00	\$168,591.23
\$0.00	\$0.00	\$0.00	\$0.00	\$0.00	\$0.00	\$0.00	\$0.00	\$0.00	\$2,938.07
\$0.00	\$0.00	\$0.00	\$0.00	\$224,399.97	\$255,509.54	\$97,023.46	\$30,768.13	\$0.00	\$717,518.83
\$0.00	\$0.00	\$0.00	\$34,233.83	\$224,399.97	\$255,509.54	\$97,763.47	\$31,140.56	\$0.00	\$2,798,829.58
\$0.00	\$0.00	\$0.00	\$0.00	\$0.00	\$0.00	\$0.00	\$0.00	\$0.00	\$0.00
\$0.00	\$0.00	\$0.00	(\$9,234.21)	(\$224,399.97)	(\$255,509.54)	(\$23,741.03)	\$6,082.10	\$0.00	(\$306,222.65)
\$23,611.00	\$0.00	\$0.00	\$0.00	\$0.00	\$0.00	\$312,814.03	\$537,111.15	\$73,654.67	\$1,961,443.29
\$23,611.00	\$0.00	\$0.00	(\$9,234.21)	(\$224,399.97)	(\$255,509.54)	\$289,073.00	\$543,193.25	\$73,654.67	\$1,655,220.64



Albuquerque Aviation Academy

Revenue to Budget

July 1, 2025 - December 31, 2025

Cycle: FY2026; Begin Date: 07/01/2025; End Date: 12/31/2025; Account Type: Revenue; Subtotal Elements: Fund; Account Expression: ((Fund) >= "11000") AND ((Optional2) <> "1111") ; Subtotal By Account Type: No; Include Unposted Transactions: No; Budget Category: [All]; Created On: 1/12/2026 12:15:53 AM

Description	Budget (YTD)	Actual (YTD)	Available (YTD)	% of Budget
Interest on Investments	\$5,000.00	\$5,349.98	(\$349.98)	107.00%
Fees – Educational	\$6,000.00	\$6,560.00	(\$560.00)	109.33%
Insurance Recoveries	\$0.00	\$2,161.24	(\$2,161.24)	
State Equalization Guarantee	\$4,144,044.60	\$2,075,347.34	\$2,068,697.26	50.08%
Indirect Costs (State Flow-through Grants)	\$29.00	\$0.00	\$29.00	0.00%
Fund 11000 - Operational	\$4,155,073.60	\$2,089,418.56	\$2,065,655.04	50.29%
Fund 13000 - Pupil Transportation	\$ 297,447.00	\$ 162,246.00	\$ 135,201.00	54.55%
Fund 23000 - Non-Instructional Support	\$ 15,000.00	\$ 6,039.47	\$ 8,960.53	40.26%
Fund 24101 - Title I - IASA	\$ 64,977.53	\$ 21,737.85	\$ 43,239.68	33.45%
Fund 24106 - Entitlement IDEA-B	\$ 53,298.00	\$ 18,180.28	\$ 35,117.72	34.11%
Fund 24154 - Teacher/Principal Training & Recruiting	\$ 8,763.93	\$ -	\$ 8,763.93	0.00%
Fund 24172 - Carl D Perkins - Reserve	\$ 9,458.00	\$ 9,458.00	\$ -	100.00%
Fund 24174 - Carl D Perkins Secondary - Current	\$ 5,542.00	\$ 2,468.38	\$ 3,073.62	44.54%
Fund 24176 - Carl D Perkins Secondary - Redist.	\$ -	\$ -	\$ -	
Fund 24189 - Title IV	\$ 10,000.00	\$ 10,000.00	\$ -	100.00%
Fund 27107 - G.O. Bonds-Student Library	\$ 5,979.00	\$ -	\$ 5,979.00	0.00%
Fund 27502 - Career Technical Education Program (Pilot)	\$ 88,202.00	\$ 24,999.62	\$ 63,202.38	28.34%
Fund 31400 - Special Capital Outlay-State	\$ 971,320.00	\$ -	\$ 971,320.00	0.00%
Fund 31600 - Capital Improvements HB-33	\$ 319,565.00	\$ 74,022.44	\$ 245,542.56	23.16%
Fund 31700 - Capital Improvements SB-9	\$ 6,690.00	\$ -	\$ 6,690.00	0.00%
Fund 31701 - Capital Improvements SB-9-Local	\$ 161,973.00	\$ 37,222.66	\$ 124,750.34	22.98%
Fund 31703 - Capital Projects-SB-9 State Match Cash	\$ -	\$ -	\$ -	
Grand Total	\$6,173,289.06	\$2,455,793.26	\$3,717,495.80	39.78%

Albuquerque Aviation Academy

Expenditure Report July 1, 2025 through December 31, 2025



Albuquerque Aviation Academy
Expenditure to Budget
July 1, 2025 - December 31, 2025

Cycle: FY2026; Begin Date: 07/01/2025; End Date: 12/31/2025; Account Type: Expenditure; Subtotal Elements: Fund,Function; Account Expression: ([Fund] >= "11000"); Subtotal By Account Type: No; Include Unposted Transactions: No; Budget Category: [All]; Created On: 1/12/2026 3:24:56 PM

Description	Budget (YTD)	Actual (YTD)	Encumbrance (YTD)	Available (YTD)	% of Budget
Instructional - 11000					
Salaries Expense - Teachers - Grades 1-12	\$ 721,022.00	\$ 288,327.67	\$ 424,006.37	\$ 8,687.96	98.80%
Salaries Expense - Teachers -Gifted	\$ 59,318.00	\$ 23,659.90	\$ 33,123.87	\$ 2,534.23	95.73%
Salaries Expense - Instructional Assistants - Grades 1-12	\$ 198,432.00	\$ 82,679.60	\$ 115,751.40	\$ 1.00	100.00%
Salaries Expense - Teachers - Special Eduation	\$ 55,875.24	\$ 23,807.05	\$ -	\$ 32,068.19	42.61%
Salaries Expense - Teachers - Vocational	\$ 121,551.76	\$ 59,529.24	\$ 59,529.20	\$ 2,493.32	97.95%
Salaries Expense - Teachers - Aviation	\$ 138,581.00	\$ 69,645.60	\$ 102,590.88	\$ (33,655.48)	124.29%
Salaries Expense - Flight Instructor	\$ 13,969.00	\$ 5,951.78	\$ -	\$ 8,017.22	42.61%
Salaries Expense - Teachers - Grades 1-12 - At risk	\$ -	\$ -	\$ -	\$ -	-
Salaries Expense - Teachers - Vocational - At risk	\$ -	\$ -	\$ -	\$ -	-
Additional Compensation - Teachers	\$ 25,500.00	\$ 3,296.39	\$ -	\$ 22,203.61	12.93%
Employee Benefits	\$ 554,674.00	\$ 223,441.77	\$ 263,912.83	\$ 67,319.40	87.86%
Other Charges	\$ 22,800.00	\$ 182.09	\$ 17,458.00	\$ 5,159.91	77.37%
Maintenance & Repair Furniture/Fixtures/Equipment	\$ 56,500.00	\$ 6,144.99	\$ 463.54	\$ 49,891.47	11.70%
Renting Land and Buildings	\$ 9,000.00	\$ 2,856.00	\$ 5,712.00	\$ 432.00	95.20%
Rentals of Computers and Related Equipment	\$ 12,000.00	\$ 7,028.11	\$ 7,000.00	\$ (2,028.11)	116.90%
Student Travel	\$ 875.00	\$ -	\$ -	\$ 875.00	0.00%
Other Contract Services	\$ 9,000.00	\$ 4,003.20	\$ 36,996.80	\$ (32,000.00)	455.56%
On-line Digital Subscriptions	\$ 115,000.00	\$ 128,385.00	\$ -	\$ (13,385.00)	111.64%
Dual Credit Textbooks	\$ 5,600.00	\$ 280.60	\$ 4,908.75	\$ 410.65	92.67%
Other Textbooks	\$ 366,104.44	\$ 1,094.76	\$ 199.92	\$ 364,809.76	0.35%
Software	\$ 1,500.00	\$ 2,575.00	\$ -	\$ (1,075.00)	171.67%
General Supplies and Materials	\$ 30,000.00	\$ 14,507.03	\$ 20,558.51	\$ (5,065.54)	116.89%
Supply Assets (\$5,000 or Less)	\$ 10,647.00	\$ 17,147.79	\$ -	\$ (6,500.79)	161.06%
Fixed Assets (More Than \$5,000)	\$ 100,000.00	\$ -	\$ 9,477.00	\$ 90,523.00	9.48%
Function 1000 - Instruction	\$ 2,627,949.44	\$ 964,543.57	\$ 1,101,689.07	\$ 561,716.80	78.63%
Salaries Expense - Dean of Students	\$ 132,624.00	\$ 57,700.00	\$ 80,779.98	\$ (5,855.98)	104.42%
Salaries Expense - Registrars	\$ 42,848.00	\$ 21,423.96	\$ 21,424.04	\$ -	100.00%
Additional Compensation	\$ 6,000.00	\$ 4,669.96	\$ 4,992.38	\$ (3,662.34)	161.04%
Employee Benefits	\$ 64,887.00	\$ 32,329.51	\$ 35,351.85	\$ (2,794.36)	104.31%
Diagnosticians - Contracted	\$ 12,000.00	\$ 2,786.64	\$ 9,213.36	\$ -	100.00%
Speech Therapists - Contracted	\$ 12,000.00	\$ 15,100.73	\$ 544.52	\$ (3,645.25)	130.38%
Occupational Therapists - Contracted	\$ 15,000.00	\$ 5,138.90	\$ 9,861.10	\$ -	100.00%
Therapists - Contracted	\$ 16,000.00	\$ 2,950.56	\$ 7,049.44	\$ 6,000.00	62.50%
Psychologists - Contracted Special Ed	\$ 101,000.00	\$ 24,965.60	\$ 65,794.40	\$ 10,240.00	89.86%
Interpreters - Contracted Special Ed	\$ 2,855.00	\$ -	\$ 4,000.00	\$ (1,145.00)	-
Specialists - Contracted	\$ 500.00	\$ -	\$ -	\$ 500.00	0.00%
Support Services-Students-Professional Development	\$ -	\$ -	\$ -	\$ -	-
Other Professional/Technical Services	\$ 12,000.00	\$ 6,065.08	\$ 5,942.25	\$ (7.33)	100.06%
Other Charges	\$ 125.00	\$ 1,076.25	\$ -	\$ (951.25)	861.00%
Other Contract Services	\$ 19,080.00	\$ 6,867.07	\$ 7,636.23	\$ 4,576.70	76.01%
Software	\$ 8,700.00	\$ 8,171.56	\$ -	\$ 528.44	93.93%
General Supplies and Materials	\$ 1,000.00	\$ 351.88	\$ -	\$ 648.12	35.19%
Supply Assets (\$5,000 or Less)	\$ -	\$ 99.99	\$ -	\$ (99.99)	-
Function 2100 - Support Services-Students	\$ 446,619.00	\$ 189,697.69	\$ 252,589.55	\$ 4,331.76	99.03%
Professional Development	\$ 20,500.00	\$ 1,031.93	\$ 1,076.25	\$ 18,391.82	10.28%
Other Professional/Technical Services	\$ 15,000.00	\$ 16,577.02	\$ 25,680.00	\$ (27,257.02)	281.71%
Software	\$ 38,520.00	\$ 21,214.27	\$ 19,409.00	\$ (2,103.27)	105.46%
Library And Audio-Visual	\$ 27,650.00	\$ -	\$ -	\$ 27,650.00	0.00%
General Supplies and Materials	\$ 5,000.00	\$ 289.88	\$ 1,928.47	\$ 2,781.65	44.37%
Supply Assets (\$5,000 or Less)	\$ 15,000.00	\$ -	\$ 11,328.16	\$ 3,671.84	75.52%
Function 2200 - Support Services-Instruction	\$ 121,670.00	\$ 39,113.10	\$ 59,421.88	\$ 23,135.02	80.99%
Salaries Expense-Head Administrator	\$ 145,000.00	\$ 69,999.96	\$ 70,000.04	\$ 5,000.00	96.55%
Additional Compensation -ARA Payout	\$ 11,000.00	\$ -	\$ -	\$ 11,000.00	-
Benefits	\$ 48,895.00	\$ 24,090.44	\$ 23,541.56	\$ 1,263.00	97.42%
Professional Development	\$ 3,000.00	\$ 1,064.99	\$ -	\$ 1,935.01	35.50%

Albuquerque Aviation Academy
Expenditure Report July 1, 2025 through December 31, 2025

Description	Budget (YTD)	Actual (YTD)	Encumbrance (YTD)	Available (YTD)	% of Budget
Auditing	\$ 24,000.00	\$ 15,713.25	\$ 8,286.75	\$ -	100.00%
Legal	\$ 15,000.00	\$ 5,203.99	\$ 10,530.31	\$ (734.30)	104.90%
Other Professional/Technical Services	\$ 13,000.00	\$ -	\$ 13,000.00	\$ -	100.00%
Other Charges	\$ 12,000.00	\$ 5,300.00	\$ 10,600.00	\$ (3,900.00)	132.50%
Advertising	\$ 60,000.00	\$ 23,328.93	\$ 36,852.18	\$ (181.11)	100.30%
Board Training	\$ 5,000.00	\$ -	\$ -	\$ 5,000.00	0.00%
Board Expenses	\$ -	\$ -	\$ -	\$ -	-
General Supplies and Materials	\$ 600.00	\$ 219.14	\$ -	\$ 380.86	36.52%
Supply Assets (\$5,000 or Less)	\$ 371.00	\$ 4,332.16	\$ -	\$ (3,961.16)	-
Function 2300 - Support Services-General Admin.	\$ 337,866.00	\$ 149,252.86	\$ 172,810.84	\$ 15,802.30	95.32%
Salaries Expense -Director of Operations	\$ 119,000.00	\$ 60,115.51	\$ 57,375.00	\$ 1,509.49	98.73%
Salaries Expense - Administrative Support	\$ 48,000.00	\$ 24,292.88	\$ 25,536.46	\$ (1,829.34)	103.81%
Salaries Expense - STARS Coordinator	\$ 6,690.00	\$ 3,344.88	\$ 3,344.82	\$ 0.30	100.00%
Additional Compensation -ARA Payout	\$ -	\$ -	\$ -	\$ -	-
Employee Benefits	\$ 85,112.00	\$ 37,827.64	\$ 40,958.88	\$ 6,325.48	92.57%
Professional Development	\$ 358.00	\$ 1,064.96	\$ -	\$ (706.96)	297.47%
Other Professional/Technical Services	\$ 9,000.00	\$ 3,580.88	\$ 5,769.12	\$ (350.00)	103.89%
Maintenance & Repair Furniture/Fixtures/Equipment	\$ -	\$ -	\$ -	\$ -	-
Other Contracted Services	\$ 900.00	\$ -	\$ 1,626.00	\$ (726.00)	180.67%
Software	\$ -	\$ 172.10	\$ 330.00	\$ (502.10)	-
General Supplies and Materials	\$ 500.00	\$ 1,434.34	\$ 147.97	\$ (1,082.31)	316.46%
Supply Assets (\$5,000 or Less)	\$ -	\$ -	\$ -	\$ -	-
Function 2400 - Support Services-School Admin.	\$ 269,560.00	\$ 131,833.19	\$ 135,088.25	\$ 2,638.56	99.02%
Salaries Expense - Business Manager	\$ 47,700.00	\$ 23,849.52	\$ 23,849.48	\$ 1.00	100.00%
Salaries Expense - Site Business Manager	\$ 60,208.00	\$ 30,103.68	\$ 30,103.62	\$ 0.70	100.00%
Additional Compensation -ARA Payout	\$ -	\$ -	\$ -	\$ -	-
Employee Benefits	\$ 38,066.00	\$ 19,804.62	\$ 18,612.46	\$ (351.08)	100.92%
Professional Development	\$ 780.00	\$ -	\$ 670.00	\$ 110.00	85.90%
Other Professional/Technical Services	\$ 3,725.00	\$ -	\$ -	\$ 3,725.00	0.00%
Other Services	\$ 1,500.00	\$ 2,044.74	\$ 838.00	\$ (1,382.74)	192.18%
Bank, Credit Card and Wire Transfer Fees	\$ -	\$ -	\$ -	\$ -	-
Maintenance & Repair Furniture/Fixtures/Equipment	\$ 2,000.00	\$ -	\$ -	\$ 2,000.00	0.00%
Rentals of Computers and Related Equipment	\$ 750.00	\$ 927.48	\$ 1,000.00	\$ (1,177.48)	257.00%
Advertising	\$ 22,000.00	\$ -	\$ -	\$ 22,000.00	0.00%
Software	\$ 23,000.00	\$ 22,130.71	\$ -	\$ 869.29	96.22%
General Supplies and Materials	\$ 200.00	\$ 894.77	\$ 1,300.00	\$ (1,994.77)	1097.39%
Supply Assets (\$5,000 or Less)	\$ -	\$ -	\$ -	\$ -	-
Function 2500 - Central Services	\$ 199,929.00	\$ 99,755.52	\$ 76,373.56	\$ 23,799.92	88.10%
Other Charges	\$ 850.00	\$ 1,991.06	\$ 1,153.32	\$ (2,294.38)	369.93%
Maintenance & Repair - Furniture, Fixtures, & Equipment	\$ 2,000.00	\$ 1,076.25	\$ 4,000.00	\$ (3,076.25)	253.81%
Maintenance & Repair - Buildings And Grounds	\$ 46,000.00	\$ 30,509.92	\$ 23,752.96	\$ (8,262.88)	117.96%
Electricity	\$ 30,000.00	\$ 14,697.67	\$ 15,302.33	\$ -	100.00%
Natural Gas (Buildings)	\$ 9,600.00	\$ 916.00	\$ 7,084.31	\$ 1,599.69	83.34%
Water/Sewage	\$ 18,000.00	\$ 6,711.72	\$ 11,288.28	\$ -	100.00%
Communication Services	\$ 11,660.00	\$ 5,871.07	\$ 6,092.36	\$ (303.43)	102.60%
Property/Liability Insurance	\$ 80,000.00	\$ 80,040.00	\$ -	\$ (40.00)	100.05%
Other Contract Services	\$ 92,000.00	\$ 34,165.77	\$ 57,517.74	\$ 316.49	99.66%
General Supplies and Materials	\$ 79,928.00	\$ 5,403.81	\$ 5,229.73	\$ 69,294.46	13.30%
Supply Assets (\$5,000 or Less)	\$ 47,640.00	\$ 21,707.27	\$ 824.42	\$ 25,108.31	47.30%
Fixed Assets (\$5,000 or More)	\$ -	\$ 8,444.43	\$ -	\$ (8,444.43)	-
Function 2600 - Operation & Maintenance of Plant	\$ 417,678.00	\$ 211,534.97	\$ 132,245.45	\$ 73,897.58	82.31%
Salaries Expense - Transportation Director	\$ 21,001.00	\$ 10,125.00	\$ 10,125.00	\$ 751.00	96.42%
Benefits	\$ 8,935.00	\$ 4,357.73	\$ 4,455.66	\$ 121.61	98.64%
Transportation other charges	\$ 4,799.60	\$ -	\$ -	\$ 4,799.60	0.00%
Property/Liability Insurance	\$ -	\$ 5,369.00	\$ -	\$ (5,369.00)	-
Bus Inspections	\$ -	\$ 16.00	\$ -	\$ (16.00)	-
Function 2700 - Student Transportation	\$ 34,735.60	\$ 19,867.73	\$ 14,580.66	\$ 287.21	99.17%
Tax Liability/Penalty	\$ -	\$ 2,938.07	\$ -	\$ (2,938.07)	-
Function 2900 - Other Support Services	\$ -	\$ 2,938.07	\$ -	\$ (2,938.07)	-
Construction Services	\$ -	\$ -	\$ -	\$ -	-
Rentals/Lease to Purchase	\$ 488,066.56	\$ 109,817.73	\$ 183,029.52	\$ 195,219.31	60.00%
Function 4000 - Capital Outlay	\$ 488,066.56	\$ 109,817.73	\$ 183,029.52	\$ 195,219.31	60.00%
Fund 11000 - Operational	\$ 4,944,073.60	\$ 1,918,354.43	\$ 2,127,828.78	\$ 897,890.39	81.84%

Albuquerque Aviation Academy

Expenditure Report July 1, 2025 through December 31, 2025

Description	Budget (YTD)	Actual (YTD)	Encumbrance (YTD)	Available (YTD)	% of Budget
<u>Student Transportation - 13000</u>					
Rental of Equipment and Vehicles	\$ 66,057.00	\$ 33,028.50	\$ 33,028.50	\$ -	100.00%
Student Transportation-Contractors	\$ 231,390.00	\$ 115,695.00	\$ 115,695.00	\$ -	100.00%
Fund 13000 - Pupil Transportation	\$ 297,447.00	\$ 148,723.50	\$ 148,723.50	\$ -	100.00%
<u>Activities - 23000</u>					
Salaries-Athletics Coaches	\$ -	\$ 4,500.00	\$ -	\$ (4,500.00)	
Employee Benefits	\$ -	\$ 1,245.00	\$ 529.69	\$ (1,774.69)	
Other Charges	\$ 4,500.00	\$ 3,900.00	\$ 2,166.80	\$ (1,566.80)	134.82%
Student Travel	\$ 3,000.00	\$ -	\$ -	\$ 3,000.00	0.00%
Other Contract Services	\$ 1,000.00	\$ -	\$ -	\$ 1,000.00	0.00%
General Supplies and Materials	\$ 8,000.00	\$ 5,364.47	\$ 475.37	\$ 2,160.16	73.00%
Supply Assets (\$5,000 or Less)	\$ 500.00	\$ -	\$ -	\$ 500.00	0.00%
Fund 23000 - Non-Instructional Support	\$ 17,000.00	\$ 15,009.47	\$ 3,171.86	\$ (1,181.33)	106.95%
<u>Title I -24101</u>					
Salaries-Educational Assistants	\$ 50,556.00	\$ 21,153.90	\$ 29,615.33	\$ (213.23)	100.42%
Employee Benefits	\$ 14,421.53	\$ 6,014.94	\$ 8,379.15	\$ 27.44	99.81%
Function 1000 - Instruction	\$ 64,977.53	\$ 27,168.84	\$ 37,994.48	\$ (185.79)	100.29%
Indirect Costs – Program Administration	\$ -	\$ -	\$ -	\$ -	
Function 2300 - Support Services-General Admin.	\$ -	\$ -	\$ -	\$ -	
Fund 24101 - Title I - IASA	\$ 64,977.53	\$ 27,168.84	\$ 37,994.48	\$ (185.79)	100.29%
<u>IDEA-B -24106</u>					
Salaries - SPED Coordinator	\$ 35,120.00	\$ 14,633.30	\$ 20,486.72	\$ (0.02)	100.00%
Employee Benefits	\$ 18,178.00	\$ 7,956.20	\$ 10,042.73	\$ 179.07	
Function 2100 - Support Services-Students	\$ 53,298.00	\$ 22,589.50	\$ 30,529.45	\$ 179.05	99.66%
Indirect Costs – Program Administration	\$ -	\$ -	\$ -	\$ -	
Function 2300 - Support Services-General Admin.	\$ -	\$ -	\$ -	\$ -	
Fund 24106 - Entitlement IDEA-B	\$ 53,298.00	\$ 22,589.50	\$ 30,529.45	\$ 179.05	99.66%
<u>Title II - 24154</u>					
Additional Compensation- Teachers - Grades 1-12	\$ 5,488.00	\$ 1,500.00	\$ 1,500.00	\$ 2,488.00	54.66%
Employee Benefits	\$ 1,525.93	\$ 410.09	\$ 715.87	\$ 399.97	73.79%
Function 1000 - Instruction	\$ 7,013.93	\$ 1,910.09	\$ 2,215.87	\$ 2,887.97	58.83%
Professional Development	\$ 1,750.00	\$ -	\$ 2,000.00	\$ (250.00)	
Function 2200 - Support Services-Instruction	\$ 1,750.00	\$ -	\$ 2,000.00	\$ (250.00)	
Professional Development - Head Administrator	\$ -	\$ -	\$ -	\$ -	
Indirect Costs – Program Administration	\$ -	\$ -	\$ -	\$ -	
Function 2300 - Support Services-General Admin.	\$ -	\$ -	\$ -	\$ -	
Professional Development	\$ -	\$ -	\$ -	\$ -	
Function 2400 - Support Services-School Admin.	\$ -	\$ -	\$ 550.00	\$ (550.00)	
Advertising	\$ -	\$ 100.00	\$ -	\$ (100.00)	
Function 2500 - Central Services	\$ -	\$ 100.00	\$ -	\$ (100.00)	
Fund 24154 -Teacher/Principal Training & Recruiting	\$ 8,763.93	\$ 2,110.09	\$ 4,765.87	\$ 1,887.97	78.46%
<u>Carl D Perkins-Secondary Redist. - 24176</u>					
General Supplies and Materials	\$ 2,558.00	\$ -	\$ -	\$ 2,558.00	0.00%
Supply Assets (\$5,000 or Less)	\$ 6,900.00	\$ 9,458.00	\$ -	\$ (2,558.00)	137.07%
Function 1000 - Instruction	\$ 9,458.00	\$ 9,458.00	\$ -	\$ -	100.00%
Fund 24176 - Carl Perkins Redistribution	\$ 9,458.00	\$ 9,458.00	\$ -	\$ -	100.00%
<u>Fund24174</u>					
General Supplies and Materials	\$ 5,542.00	\$ 1,789.38	\$ -	\$ 3,752.62	
Instruction-Supply Assets (\$5,000 or Less)	\$ -	\$ 679.00	\$ -	\$ (679.00)	
Fund24174	\$ 5,542.00	\$ 2,468.38	\$ -	\$ 3,073.62	44.54%
	\$ 5,542.00	\$ 2,468.38	\$ -	\$ 3,073.62	44.54%
<u>Title IV - 24189</u>					
Psychologists - Contracted	\$ 10,000.00	\$ 10,000.00	\$ -	\$ -	100.00%
Function 1000 - Instruction	\$ 10,000.00	\$ 10,000.00	\$ -	\$ -	100.00%
Fund 24189 - Title IV	\$ 10,000.00	\$ 10,000.00	\$ -	\$ -	100.00%

Albuquerque Aviation Academy

Expenditure Report July 1, 2025 through December 31, 2025

Description	Budget (YTD)	Actual (YTD)	Encumbrance (YTD)	Available (YTD)	% of Budget
<u>GO Bond Student Library - 27107</u>					
Library And Audio-Visual	\$ 5,979.00	\$ -	\$ -	\$ 5,979.00	0.00%
Fund 27107 - GOB Student Library	\$ 5,979.00	\$ -	\$ -	\$ 5,979.00	0.00%
<u>27502</u>					
Salaries-Instructional	\$ 46,820.00	\$ 23,406.36	\$ 23,406.20	\$ 7.44	99.98%
Employee Benefits	\$ 13,186.00	\$ 7,089.79	\$ 10,130.12	\$ (4,033.91)	130.59%
Other Charges	\$ 3,500.00	\$ -	\$ -	\$ 3,500.00	0.00%
Student Travel	\$ 1,500.00	\$ -	\$ -	\$ 1,500.00	0.00%
General Supplies and Materials	\$ 15,702.00	\$ -	\$ -	\$ 15,702.00	0.00%
Fund 27502 - Instructional Support	\$ 80,708.00	\$ 30,496.15	\$ 33,536.32	\$ 16,675.53	79.34%
Support Services-Students-Additional Compensation	\$ 5,857.00	\$ 2,925.00	\$ 2,925.00	\$ 7.00	99.88%
Employee Benefits	\$ 1,637.00	\$ 812.68	\$ 1,213.69	\$ (389.37)	123.79%
Fund 27502 Support Services	\$ 7,494.00	\$ 3,737.68	\$ 4,138.69	\$ (382.37)	105.10%
Fund 27502	\$ 88,202.00	\$ 34,233.83	\$ 37,675.01	\$ 16,293.16	81.53%
<u>GAA Instructional Materials - 27109</u>					
Instructional Materials On-line Digital Subscriptions	\$ -	\$ -	\$ -	\$ -	
Fund 27109 - GAA	\$ -	\$ -	\$ -	\$ -	
Rentals/Lease to Purchase	\$ -	\$ 224,399.97	\$ -	\$ (224,399.97)	
Fund 31200 - Capital Outlay-Lease Assistance	\$ -	\$ 224,399.97	\$ -	\$ (224,399.97)	
<u>Special Capital Outlay-State - 31400</u>					
Other Professional/Technical Services	\$ 93,759.89	\$ -	\$ -	\$ 93,759.89	0.00%
Construction Services	\$ 622,050.00	\$ -	\$ 19,956.88	\$ 602,093.12	3.21%
Software	\$ -	\$ -	\$ -	\$ -	
Land Improvements	\$ 255,510.11	\$ 255,509.54	\$ -	\$ 0.57	0.00%
Capital Outlay-Fixed Assets (More Than \$5,000)	\$ -	\$ -	\$ -	\$ -	
Fund 31400 - Special Capital Outlay-State	\$ 971,320.00	\$ 255,509.54	\$ 19,956.88	\$ 695,853.58	28.36%
<u>HB-33 - 31600</u>					
County Tax Collection Costs	\$ 4,802.00	\$ 740.01	\$ -	\$ 4,061.99	15.41%
Function 2300 - Support Services-General Admin.	\$ 4,802.00	\$ 740.01	\$ -	\$ 4,061.99	15.41%
Rentals/Lease to Purchase	\$ -	\$ 97,023.46	\$ 124,999.88	\$ (222,023.34)	
Building Purchase	\$ 514,763.00	\$ -	\$ -	\$ 514,763.00	0.00%
Function 4000 - Capital Outlay	\$ 514,763.00	\$ 97,023.46	\$ 124,999.88	\$ 292,739.66	43.13%
Fund 31600 - Capital Improvements HB-33	\$ 519,565.00	\$ 97,763.47	\$ 124,999.88	\$ 296,801.65	42.87%
<u>SB-9 State Match - 31700</u>					
Software	\$ 6,690.00	\$ -	\$ -	\$ 6,690.00	0.00%
Function 4000 - Capital Outlay	\$ 6,690.00	\$ -	\$ -	\$ 6,690.00	0.00%
Fund 31700 - Capital Improvements SB-9	\$ 6,690.00	\$ -	\$ -	\$ 6,690.00	0.00%
<u>SB-9 Local - 31701</u>					
County Tax Collection Costs	\$ 2,430.00	\$ 372.43	\$ -	\$ 2,057.57	15.33%
Function 2300 - Support Services-General Admin.	\$ 2,430.00	\$ 372.43	\$ -	\$ 2,057.57	15.33%
Maintenance & Repair - Bldgs/Grnds/Equipment (SB-9)	\$ 45,000.00	\$ 6,950.03	\$ 17,474.30	\$ 20,575.67	
Supply Assets (\$5,000 or Less)	\$ 100,000.00	\$ -	\$ -	\$ 100,000.00	0.00%
Buildings Purchase	\$ 489,543.00	\$ -	\$ -	\$ 489,543.00	
Fixed Assets (More Than \$5000)	\$ -	\$ 23,818.10	\$ -	\$ (23,818.10)	
Function 4000 - Capital Outlay	\$ 634,543.00	\$ 30,768.13	\$ 17,474.30	\$ 586,300.57	7.60%
Fund 31701 - Capital Improvements SB-9- Local	\$ 636,973.00	\$ 31,140.56	\$ 17,474.30	\$ 588,358.14	7.63%
Capital Outlay-Rentals/Lease to Purchase	\$ -	\$ -	\$ -	\$ -	
Funtion 31703 SB 9	\$ -	\$ -	\$ -	\$ -	
Grand Total	\$ 7,639,289.06	\$ 2,798,929.58	\$ 2,553,120.01	\$ 2,287,239.47	70.06%



Albuquerque Aviation Academy
Aviation Expenditure to Budget
July 1, 2025 - December 31, 2025

Cycle: FY2026; Begin Date: 07/01/2025; End Date: 12/31/2025; Account Type: Expenditure; Subtotal Elements: Fund,Function; Account Expression: ([Fund] >= "11000") ; Subtotal By Account Type: No; Include Unposted Transactions: No; Budget Category: [All]; Created On: 1/14/2025 1:03:48 PM

	Budget (YTD)	Actual (YTD)	Encumbrance (YTD)	Available (YTD)	% of Budget
<u>Instructional - 11000</u>					
<u>Aviation Program</u>					
Salaries Expense - Teachers - Aviation	\$ 99,396.00	\$ -	\$ -	\$ 99,396.00	0.00%
Salaries Expense - EA - Aviation	\$ 37,617.00	\$ -	\$ -	\$ 37,617.00	0.00%
Additional Compensation-ARA Payout	\$ -	\$ -	\$ -	\$ -	
Employee Benefits	\$ 43,203.00	\$ -	\$ -	\$ 43,203.00	
Other Charges	\$ 20,000.00	\$ -	\$ -	\$ 20,000.00	
Maintenance & Repair Furniture/Fixtures/Equipment	\$ 43,000.00	\$ -	\$ -	\$ 43,000.00	
Renting Land and Buildings	\$ 4,284.00	\$ -	\$ -	\$ 4,284.00	
General Supplies and Materials	\$ 25,000.00	\$ -	\$ -	\$ 25,000.00	
Instruction-Supply Assets (\$5,000 or Less)	\$ -	\$ -	\$ -	\$ -	
Fixed Assets (More Than \$5,000)	\$ 178,000.00	\$ -	\$ -	\$ 178,000.00	
Function 1000 - Instruction	\$ 450,500.00	\$ -	\$ -	\$ 450,500.00	0.00%
Other Professional/Technical Services	\$ -	\$ -	\$ -	\$ -	
Function 2500 - Central Services	\$ -	\$ -	\$ -	\$ -	
<u>Total Aviation Program-Operational</u>	\$ 450,500.00	\$ -	\$ -	\$ 450,500.00	0.00%
<u>Carl D Perkins-Secondary Redist. - 24176</u>					
<u>Salaries Expense - Teachers - Aviation</u>	\$ -	\$ -	\$ -	\$ -	
Employee Benefits	\$ -	\$ -	\$ -	\$ -	
General Supplies and Materials	\$ 4,950.00	\$ -	\$ -	\$ 4,950.00	
Supply Assets (\$5,000 or Less)	\$ 11,050.00	\$ -	\$ -	\$ 11,050.00	
<u>Total Aviation Program-Carl Perkins Redist.</u>	\$ 16,000.00	\$ -	\$ -	\$ 16,000.00	
Aviation Program Grand Total	\$ 466,500.00	\$ -	\$ -	\$ 466,500.00	0.00%



Albuquerque Aviation Academy
Outstanding PO Report
December 31, 2025

PO Number	Type	Vendor Name	Date Issued	Days Outstanding	PO Amount	Invoiced Amount	Remaining Encumbrance
25-208	Regular	ACES Association of Charter Schools Education Services	5/15/2025	241	\$11,328.16	\$0.00	\$11,328.16
25-230	Regular	Brady Industries of New Mexico LLC	6/20/2025	205	\$25,932.65	\$19,822.84	\$8,244.42
26-002	Regular	RM SAMS LLC	7/1/2025	194	\$739,270.56	\$431,241.16	\$308,029.40
26-003	Dollar	ABCWUA	7/1/2025	194	\$18,000.00	\$6,711.72	\$11,288.28
26-004	Dollar	Brady Industries of New Mexico LLC	7/1/2025	194	\$8,000.00	\$2,894.68	\$5,229.73
26-005	Dollar	ACES Association of Charter Schools Education Services	7/1/2025	194	\$5,000.00	\$0.00	\$5,000.00
26-006-1	Dollar	ACES Association of Charter Schools Education Services	7/31/2025	164	\$500.00	\$0.00	\$500.00
26-007-2	Regular	ACES Association of Charter Schools Education Services	7/1/2025	194	\$3,091.38	\$1,403.87	\$1,592.38
26-008-2	Dollar	ACES Association of Charter Schools Education Services	8/31/2025	133	\$22,501.20	\$7,475.85	\$15,025.35
26-009-2	Dollar	Albuquerque Charter School League	9/22/2025	111	\$3,780.00	\$3,600.00	\$1,310.00
26-010-2	Regular	Bode Aero Services, Inc	11/10/2025	62	\$7,140.00	\$1,428.00	\$5,712.00
26-011	Regular	Canon Financial Services, Inc.	7/1/2025	194	\$13,800.00	\$7,028.11	\$8,800.00
26-012	Dollar	Canon Solutions America, Inc.	7/1/2025	194	\$6,000.00	\$0.00	\$6,000.00
26-013-2	Dollar	Cooperative Educational Services	7/31/2025	164	\$69,000.00	\$31,889.33	\$37,110.67
26-014-1	Regular	ACES Association of Charter Schools Education Services	7/1/2025	194	\$750.00	\$0.00	\$750.00
26-015	Regular	Clearly Clean Janitorial Services LLC.	7/1/2025	194	\$1,078.25	\$0.00	\$1,078.25
26-016-2	Dollar	Imagine Learning LLC	7/30/2025	165	\$116,825.00	\$116,825.00	\$0.00
26-017-1	Regular	ACES Association of Charter Schools Education Services	7/1/2025	194	\$38,520.00	\$13,367.02	\$25,680.00
26-018-1	Regular	ACES Association of Charter Schools Education Services	7/1/2025	194	\$1,500.00	\$0.00	\$1,500.00
26-019-1	Regular	ACES Association of Charter Schools Education Services	7/1/2025	194	\$3,500.00	\$0.00	\$3,500.00
26-020	Regular	City of Albuquerque	7/1/2025	194	\$50.00	\$0.00	\$50.00
26-022	Dollar	CliftonLarsonAllen LLP	7/1/2025	194	\$24,000.00	\$15,713.25	\$8,286.75
26-023	Dollar	CNM Bookstore, Store #402	7/1/2025	194	\$5,000.00	\$280.60	\$4,908.75
26-024	Dollar	Clearly Clean Janitorial Services LLC.	7/1/2025	194	\$68,389.32	\$22,996.58	\$45,392.74
26-025	Dollar	Cognia Inc.	7/1/2025	194	\$1,200.00	\$0.00	\$1,200.00
26-026	Dollar	EBM International, Inc.	7/1/2025	194	\$800.00	\$0.00	\$800.00
26-028	Regular	Amanda Calanzano	7/1/2025	194	\$590.00	\$472.00	\$118.00
26-029	Regular	Capcon Networks LLC	7/1/2025	194	\$9,000.00	\$4,667.20	\$4,500.00
26-031	Regular	Liminex, INC	7/1/2025	194	\$5,100.00	\$0.00	\$5,100.00
26-033	Regular	Herrera Coaches, Inc.	7/1/2025	194	\$297,447.00	\$148,723.50	\$148,723.50
26-034-1	Dollar	Castille Law LLC	8/21/2025	143	\$15,000.00	\$4,469.69	\$10,530.31
26-035	Dollar	New Mexico Gas Company	7/1/2025	194	\$8,000.00	\$915.69	\$7,084.31
26-036	Regular	NM Association for School Business Officials	7/1/2025	194	\$1,100.00	\$0.00	\$1,100.00
26-038	Regular	Public Charter Schools of NM formerly NM Coalition for Charter Schools	7/1/2025	194	\$9,400.00	\$0.00	\$9,400.00
26-039	Dollar	Public Service Company of New Mexico	7/1/2025	194	\$30,000.00	\$14,697.67	\$15,302.33
26-043	Regular	Quadient Leasing USA, Inc	7/1/2025	194	\$2,120.00	\$927.48	\$1,120.00
26-044-1	Dollar	Quadient Finance USA, Inc.	9/5/2025	128	\$1,500.00	\$200.00	\$1,300.00
26-045-1	Dollar	Bridget Barrett	8/19/2025	146	\$502.10	\$172.10	\$330.00
26-046	Dollar	Richard M. Romero	7/1/2025	194	\$6,500.00	\$0.00	\$6,500.00
26-047	Dollar	Brenda S. Griffith-S.G. Consulting Serv.	7/1/2025	194	\$6,500.00	\$0.00	\$6,500.00
26-048	Regular	Stericycle, Inc.	7/1/2025	194	\$4,080.00	\$1,570.63	\$2,380.00
26-049	Dollar	World Fuel Services, Inc.	7/1/2025	194	\$30,000.00	\$10,064.67	\$19,935.43
26-050	Regular	AssuredPartners Capital, Inc.	7/1/2025	194	\$15,658.00	\$0.00	\$15,658.00
26-051	Regular	ACES Association of Charter Schools Education Services	7/1/2025	194	\$15,600.00	\$6,650.35	\$9,100.00
26-052	Dollar	ACES Association of Charter Schools Education Services	7/1/2025	194	\$2,000.00	\$233.82	\$1,766.18
26-053	Dollar	ACES Association of Charter Schools Education Services	7/1/2025	194	\$17,185.72	\$3,763.12	\$13,422.60
26-054-1	Dollar	ACES Association of Charter Schools Education Services	9/19/2025	114	\$4,000.00	\$3,051.30	\$948.70
26-055	Regular	Aaron Cotes	7/1/2025	194	\$12,125.00	\$0.00	\$12,125.00
26-056	Dollar	Action Security Iron Inc	7/1/2025	194	\$2,000.00	\$0.00	\$2,000.00
26-057	Regular	University of Wisconsin System/WIDA	7/1/2025	194	\$324.00	\$0.00	\$324.00
26-058	Regular	Rafa's Roofing Inc.	7/1/2025	194	\$2,000.00	\$0.00	\$2,000.00
26-060	Regular	Elevated Fire Safety LLC	7/1/2025	194	\$1,103.00	\$0.00	\$1,103.00
26-061	Regular	UNM Continuing Education	7/1/2025	194	\$1,628.00	\$0.00	\$1,628.00
26-062	Regular	University of Kansas Center for Research, Inc.	7/1/2025	194	\$1,534.50	\$0.00	\$1,534.50
26-063	Regular	Nexstar Media INC	7/1/2025	194	\$35,940.00	\$2,145.58	\$33,950.00
26-064	Regular	ParentSquare, Inc.	7/1/2025	194	\$3,510.00	\$0.00	\$3,510.00
26-065	Regular	Five Star Electric INC	7/22/2025	173	\$2,935.57	\$2,335.57	\$600.00
26-066	Regular	Evan Edwards	7/22/2025	173	\$1,078.25	\$0.00	\$1,078.25
26-070	Dollar	The Stepping Stones Group	7/22/2025	173	\$95,760.00	\$34,965.60	\$60,794.40
26-077	Regular	Amazon Capital Services	8/4/2025	160	\$1,436.75	\$1,387.96	\$48.79
26-078-2	Dollar	ACES Association of Charter Schools Education Services	10/8/2025	97	\$878.22	\$878.22	\$0.00
26-089	Regular	Timothy Allen Manville	8/18/2025	146	\$1,000.00	\$0.00	\$1,000.00
26-095	Regular	Poms & Associates Insurance Brokers, Inc.	8/19/2025	145	\$1,033.20	\$1,078.25	\$0.00
26-096	Regular	Vicom Inc	8/19/2025	145	\$6,732.00	\$2,359.50	\$5,049.00
26-104	Regular	Amanda Calanzano	8/22/2025	142	\$1,109.95	\$960.00	\$323.01
26-106	Regular	Amazon Capital Services	8/22/2025	142	\$132.31	\$108.55	\$20.49
26-110	Regular	Robert Pierce	9/8/2025	125	\$277.50	\$277.50	\$0.00
26-111	Regular	Amazon Capital Services	9/8/2025	125	\$109.78	\$109.77	\$0.00
26-117	Dollar	Robert Pierce	9/23/2025	110	\$200.00	\$79.43	\$164.07
26-118	Regular	Clear channel Outdoor Holdings Inc	9/25/2025	108	\$20,706.54	\$13,804.36	\$6,902.18
26-119	Regular	Cooperative Educational Services	9/29/2025	104	\$2,000.00	\$0.00	\$2,000.00
26-121	Dollar	ACES Association of Charter Schools Education Services	10/9/2025	97	\$4,000.00	\$0.00	\$4,000.00
26-125	Regular	Precision Builders & Millworks LLC	10/7/2025	96	\$19,956.88	\$0.00	\$19,956.88
26-129	Regular	1st Place Spill West LLC	10/15/2025	86	\$150.00	\$99.96	\$25.00
26-130	Regular	Public Charter Schools of NM formerly NM Coalition for Charter Schools	10/16/2025	87	\$550.00	\$0.00	\$550.00
26-131	Regular	Matthew Dixon	10/16/2025	87	\$300.00	\$110.72	\$0.00
26-132-1	Regular	Amazon Capital Services	10/20/2025	83	\$615.84	\$598.36	\$13.48
26-140-1	Dollar	Cooperative Educational Services	10/30/2025	73	\$1,000.00	\$0.00	\$1,000.00
26-142	Dollar	Matthew Dixon	11/14/2025	58	\$150.00	\$0.00	\$150.00
26-143	Regular	Amanda Calanzano	11/14/2025	58	\$47.97	\$0.00	\$47.97
26-144	Regular	Amazon Capital Services	11/14/2025	58	\$292.26	\$0.00	\$292.26
26-145	Regular	Foreflight LLC	11/14/2025	58	\$250.00	\$0.00	\$250.00
26-146-1	Regular	Amazon Capital Services	12/17/2025	25	\$171.76	\$171.76	\$0.00
26-147	Dollar	ACES Association of Charter Schools Education Services	11/14/2025	58	\$30,000.00	\$4,003.20	\$25,996.80
26-148	Regular	Avail Enterprises, LLC	11/14/2025	58	\$2,250.27	\$0.00	\$2,250.27
26-149	Dollar	Timothy Allen Manville	11/20/2025	52	\$1,000.00	\$219.56	\$816.00
26-150	Dollar	Action Security Iron Inc	11/20/2025	52	\$1,000.00	\$215.25	\$784.75
26-151-1	Regular	ACES Association of Charter Schools Education Services	12/9/2025	33	\$1,936.50	\$0.00	\$1,936.50
26-152	Regular	Amazon Capital Services	12/9/2025	33	\$219.34	\$0.00	\$219.34
26-153	Regular	Bridget Barrett	12/10/2025	32	\$656.80	\$0.00	\$656.80
26-154	Regular	Turbo Threads	12/10/2025	32	\$419.30	\$419.30	\$0.00
26-155	Regular	Moving Solutions, Inc	12/10/2025	32	\$303.32	\$0.00	\$303.32
26-156	Regular	Amazon Capital Services	12/18/2025	24	\$199.92	\$0.00	\$199.92
26-157	Regular	NM Edge	12/18/2025	24	\$170.00	\$0.00	\$170.00
26-158	Regular	Amanda Calanzano	12/18/2025	24	\$100.00	\$0.00	\$100.00
26-159	Regular	Bode Aero Services, Inc	12/18/2025	24	\$463.54	\$0.00	\$463.54
26-160	Regular	Air One Systems LLC	12/18/2025	24	\$9,477.00	\$0.00	\$9,477.00
26-161	Regular	Bridget Barrett	12/18/2025	24	\$75.00	\$0.00	\$75.00
Sub Total					\$1,240,653.40	\$949,663.93	\$994,699.73

Must submit backup for all BARs, except transfers of funds for SEG or direct grants

STATE OF NEW MEXICO
PUBLIC EDUCATION DEPARTMENT
300 Don Gaspar Santa Fe, NM 87501-2786
Budget Adjustment Request

Doc. ID: 544-000-2526-0006-IB
Fund Type: General Fund / Capital Outlay / Debt Service
Adjustment Type: Initial Budget

Fiscal Year: 2025-2026

Entity Name: Albuquerque Aviation Academy

Adjustment Changes Intent/Scope of Program Yes or No?: No

Contact: Sean Fry, Business Manager

Total Approved Budget (Flowthrough):

Phone: 505-242-6640 x2501

Email: sean.fry@abqca.org

FLOWTHROUGH ONLY	Budget Period: 2025-07-01	To: 2026-06-30
A. Approved Carryover:		
B. Total Current Year Allocation:		
D. Total Funding Available:		

Revenue 31200.0000.43209 \$258,489.00

Fund	Function	Object	Program	Location	Job Class	Present Budget	Adj Amt Exp	Adj Budget	ADD'L FTE
31200 Public School Capital Outlay	4000 Capital Outlay	54640 Rental - Lease To Purchase	0000 No Program	544001 Albuquerque Aviation Academy	0000 No Job Class		\$258,489.00	\$258,489.00	
Sub Total							\$258,489.00		
Indirect Cost									
DOC. TOTAL							\$258,489.00		

Justification:

Received FY2026 PSCOC award letter. SDF.

Compliance with Sections 10-15-1 and 22-8-12, NMSA, 1978 Compilation:

A. The requested budget/changes were authorized at a scheduled Board of Education or Governance Council meeting open to the public on:

B. Justification for the transfer: Explanation such as "underbudgeted", "insufficient budget", or "needed to close out Project" ARE NOT ACCEPTABLE. Attach additional sheets if necessary.

ALL TRANSFER BARS MUST NET OUT TO ZERO ON THE DOC. TOTAL LINE.