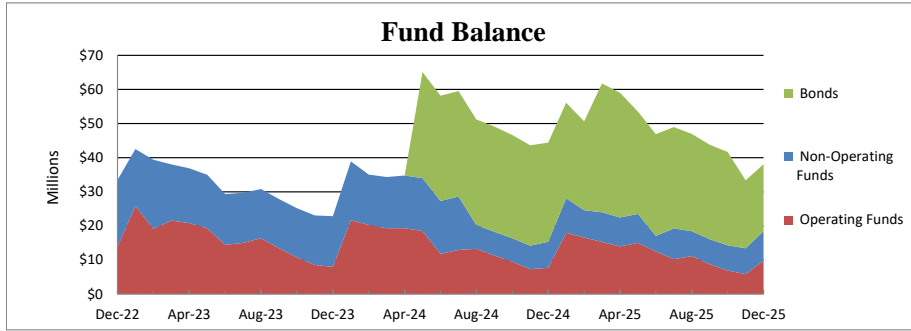
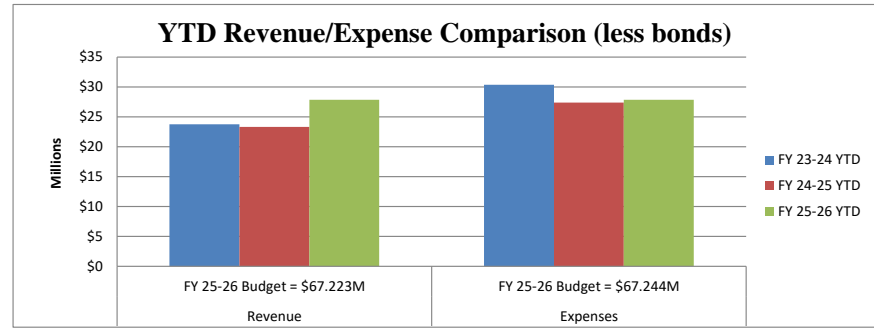


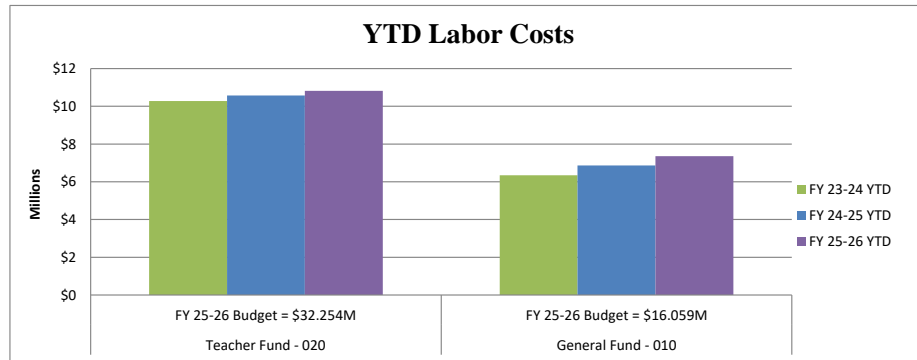
Lebanon R-3 Finance Dashboard
Month Ending December 31, 2025



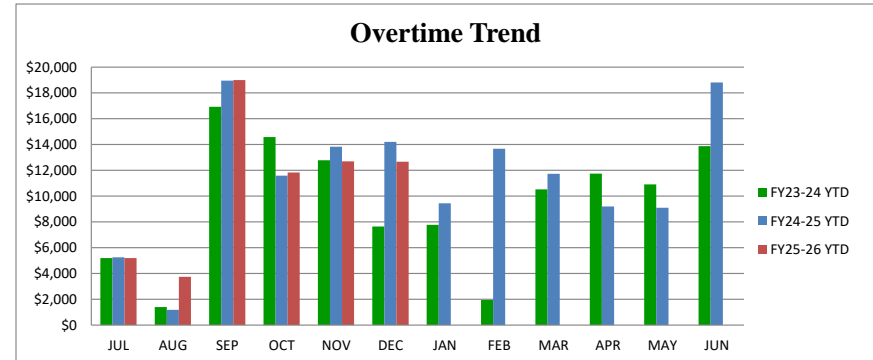
Fund Balance (in Millions)	FY 22-23	FY 23-24	FY 24-25	FY 25-26
Operating	\$ 13.873	\$ 8.026	\$ 7.732	\$ 9.818
Non-Operating Funds	\$ 19.587	\$ 14.844	\$ 7.610	\$ 8.613
Bonds	\$ -	\$ -	\$ 29.081	\$ 19.634
Total Fund Balance	\$ 33.460	\$ 22.871	\$ 44.423	\$ 38.065
Change from prior year		\$ (10.59)	\$ 21.55	\$ (6.36)



	FY 23-24 YTD	FY 24-25 YTD	FY 25-26 YTD	Difference
Revenue	\$ 23,764,526	\$ 23,331,168	\$ 27,868,818	\$ 4,537,649
Expenditures	\$ 25,727,854	\$ 30,370,379	\$ 27,387,294	\$ (2,983,084)



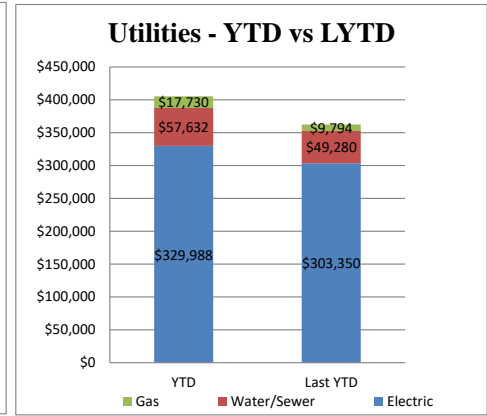
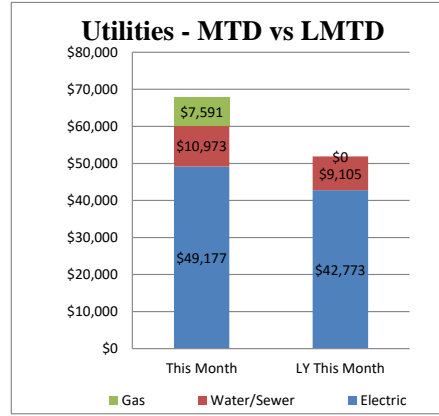
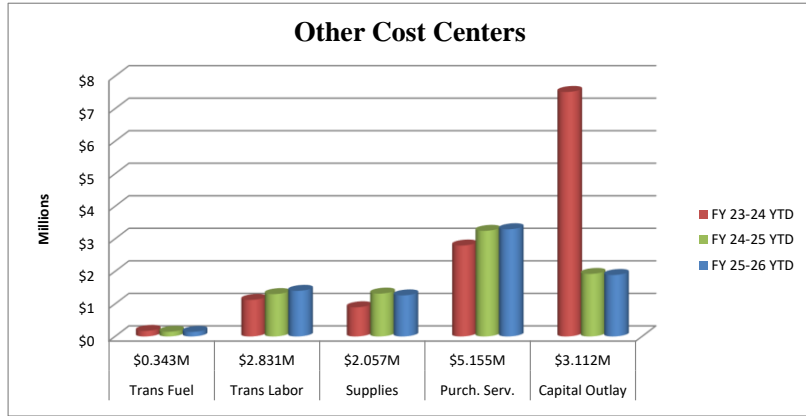
Labor	FY 23-24 YTD	FY 24-25 YTD	FY 25-26 YTD	Difference
Teacher Fund - 020	\$ 10,276,291	\$ 10,573,665	\$ 10,823,994	\$ 250,328
General Fund - 010	\$ 6,340,957	\$ 6,865,650	\$ 7,355,658	\$ 490,008
Total	\$ 16,617,248	\$ 17,439,316	\$ 18,179,652	\$ 740,336



Overtime	FY23-24 YTD	FY24-25 YTD	FY25-26 YTD	Difference
Overtime	\$ 58,515	\$ 65,017	\$ 65,136	\$ 0.18%

Overtime totals do not include the Transportation Department

Lebanon R-3 Finance Dashboard
Month Ending December 31, 2025



<u>Other Cost Centers</u>	<u>FY 25-26 Budget</u>	<u>FY 23-24 YTD</u>	<u>FY 24-25 YTD</u>	<u>FY 25-26 YTD</u>	<u>Difference</u>
Trans Fuel	\$0.343M	\$ 171,102	\$ 143,755	\$ 140,071	-2.56%
Trans Labor	\$2.831M	\$ 1,123,278	\$ 1,301,939	\$ 1,401,599	7.65%
Supplies	\$2.057M	\$ 896,375	\$ 1,316,786	\$ 1,261,927	-4.17%
Purch. Serv.	\$5.155M	\$ 2,794,256	\$ 3,246,468	\$ 3,295,340	1.51%
Capital Outlay (less Bond)	\$3.112M	\$ 7,515,406	\$ 1,921,822	\$ 1,889,354	-1.69%

<u>Utilities</u>	<u>FY 25-26 Budget</u>	<u>This Month</u>	<u>LY This Month</u>	<u>YTD</u>	<u>Last YTD</u>
Electric	\$ 581,705	\$ 49,177	\$ 42,773	\$ 329,988	\$ 303,350
Water/Sewer	\$ 96,739	\$ 10,973	\$ 9,105	\$ 57,632	\$ 49,280
Gas	\$ 198,281	\$ 7,591	\$ -	\$ 17,730	\$ 9,794
Total	\$ 876,725	\$ 67,742	\$ 51,879	\$ 405,351	\$ 362,424