



# Welcome to PowerSchool: A Parent's Guide

Staying Informed About Your Student's  
Assignments and Progress

Merrimack School District

---

# Navigating PowerSchool Parent/Guardian Accounts

## **Parents can access PowerSchool in two ways:**

- Through a web browser using a unique link provided by their school
- Through their mobile app

*For account access, parents and guardians can contact their child's school office and they will be able to assist you.*

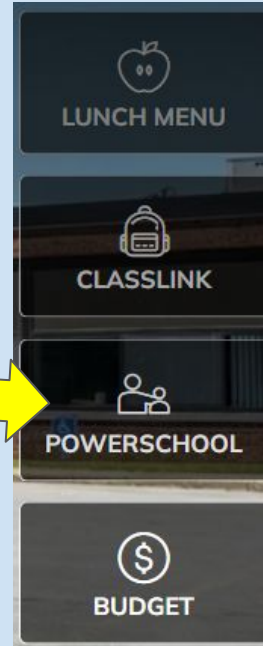
# PowerSchool on the Web



# PowerSchool Access on a Laptop/Desktop

**Parents can access PowerSchool on the web in a couple different ways:**

- Using this direct link:  
<https://powerschool.merrimack.k12.nh.us/public/>
- Clicking on the PowerSchool icon on any of the school websites, on the right side.



# Navigating Your PowerSchool Account

Once logged in, if you have multiple children in the district, you can toggle between them in the upper left corner:







# Navigating Your PowerSchool Account - **Grades/Assignments**

- On the main dashboard, you can view the current grade for the quarter and be able to view the dates your child was absent from a particular class

Course	Q1	Absences
BIOLOGY <a href="#">Email Perrault, Lisa M</a> - Rm: F102	C+ 79	4
SPANISH 3 <a href="#">Email Rank, Cassandra D</a> - Rm: F203	D+ 68	5
HEALTH <a href="#">Email McCarthy, Kierra</a> - Rm: C245	A+ 99	3
INTRODUCTION TO VISUAL ARTS <a href="#">Email Edwards, Emily</a> - Rm: E116	A+ 100	5

- If you click on the letter grade, you'll be able to view more detailed information about the specific assignments, and if the teacher shared any notes, you'd be able to view (in the last column)

Assignments										
Due Date	Category	Assignment	Flags				Score	%	Grade	 
10/08/2025	Formative Assessment	 HW: Analyzing Climate Graphs					9.5/20	47.5	F	<a href="#">View</a>
10/08/2025	Formative Assessment	 HW Ch 3.3 Reading Guide					12/15	80	B-	<a href="#">View</a>

***Please note: At the K-6 level, not all teachers add assignments in PowerSchool, as they work within a standards-based curriculum and the report card is different***

# Navigating Your PowerSchool Account - **Navigation Menu**

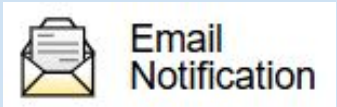
- Depending on the school your child is at, your navigation menu on the left might differ a little as you toggle between children. Here are some of the important icons to know:



*This is where you can update your child's registration information each year*



*Click on the specific quarter/trimester and you can view all current assignments by class*



*You can manage your email preferences here*




*You can view any current and past report cards here*

# Navigating Your PowerSchool Account - **SAS Family Portal**

- On the main dashboard at the top of the page, you'll find a link to the **SAS Family Portal**, where you can view NH SAS testing results for your child. *Testing takes place each spring and is for students in grades 3-8 and grade 11.*
- You'll find your specific code after the dash and you can use it when signing in after clicking on the portal link

**New Hampshire State Assessment System (SAS) Student Access Code -**



[Family Portal](#) - Spring Grade 3-8,11 State testing results.

# PowerSchool Mobile App



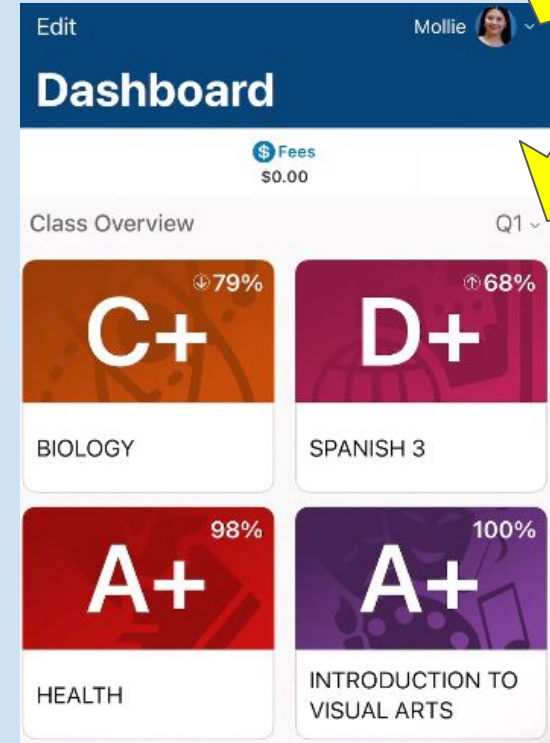
# PowerSchool Access on the Mobile App

- The PowerSchool mobile app is available in your cell phone's app store.
- You will need the district code when setting up. The code for the Merrimack School District is:

**GHLZ**

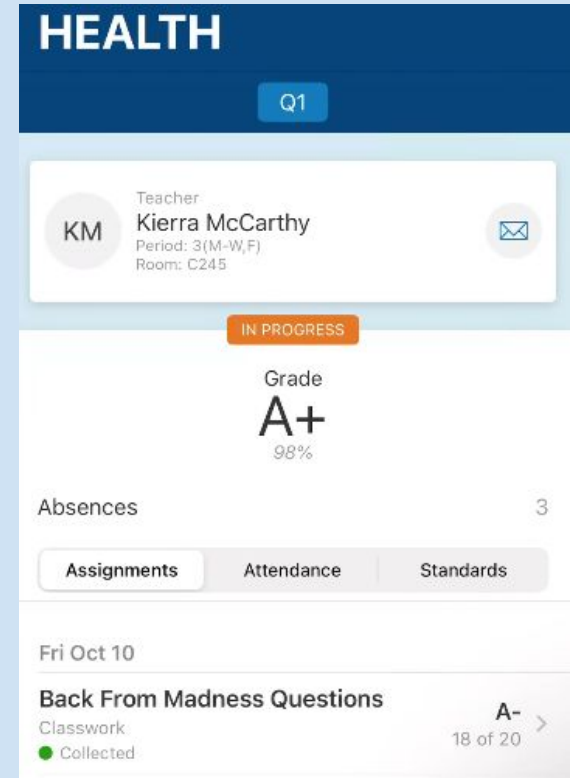
# PowerSchool Access on the Mobile App

- On the main dashboard, you can toggle between children in the upper right corner (1)
- You can also toggle between quarter/trimester (2)



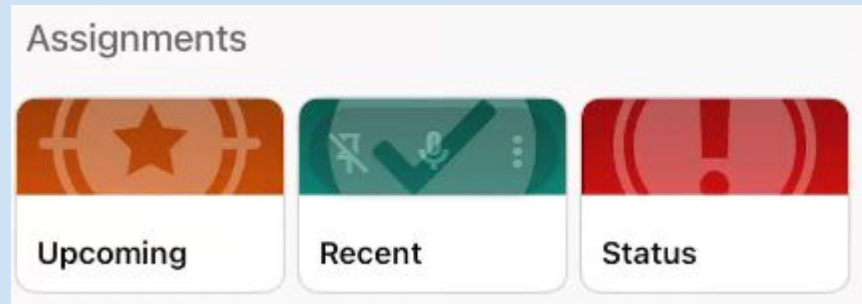
# PowerSchool Mobile App - Grades and Attendance

- If you click on a specific subject, you'll view assignments and be able to look at attendance dates
- You can click on the assignment to view additional details
- You can also email the teacher directly on this screen



# PowerSchool Mobile App - **Assignments**

- If you scroll past the subjects on the main dashboard, you'll find helpful links regarding assignments
- Under **STATUS** you can view "missing", "incomplete" or "late" assignments



# PowerSchool Mobile App - Menu Options

- The menu at the bottom of the screen is convenient for navigating the app
- The calendar can be handy to view upcoming assignments (*noted by a small dot below the date*)
- If you click on the “more” option, you’ll be able to adjust your notifications by clicking on “Account”



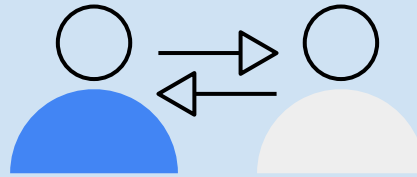
# PowerSchool Access on the Mobile App

## **Please note, on the app you are NOT able to:**

- View student report cards
- Complete student registration for the new school year

*\*You CAN access these things on your phone if you use the web browser instead of the app*

# Who Can Help?



## Contact Your Student's Teacher for:

- Questions about specific assignments or course content

## Contact the School Office for:

- Help in creating a new PowerSchool account
- Help in resetting an account's password

*The school office can contact one of the Technology Coordinators if additional assistance is needed*

[adam.goodman@sau26.org](mailto:adam.goodman@sau26.org) Technology Coordinator Grades K-6

[na.lin@sau26.org](mailto:na.lin@sau26.org) Technology Coordinator Grades 7-12