

## What is Beanstack?

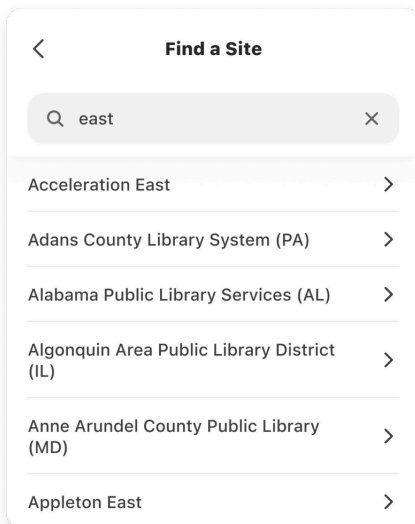
Beanstack is a digital reading motivation program that uses competition and proven gamification principles to grow community reading culture. Parents can log in to their students' accounts at any time to see their progress!

## Why do we track reading in minutes?

Research shows that a student who reads 20 minutes per day will be exposed to 1.8 million words per year and score in the 90th percentile on standardized tests. We want students to build strong reading habits, which includes reading **every day**, even if they only have a few minutes.

## Use the Beanstack App on a Phone or Tablet

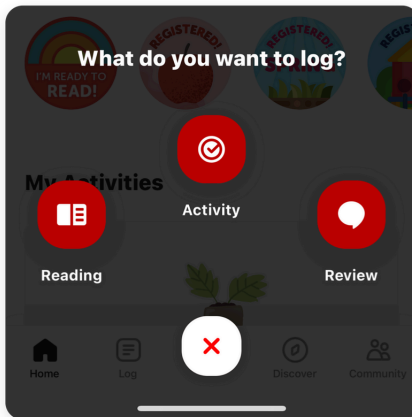
- To download the Beanstack app, visit the Apple App Store or Google Play Store and search for Beanstack.
- Open the app and click 'Find your school or library.' Find your school and follow the login instructions.



- Use the following steps to log your reading, earn badges, compete against your friends, and more!


## Log Your Reading

- Click the plus sign at the bottom of the app and choose 'Reading.'



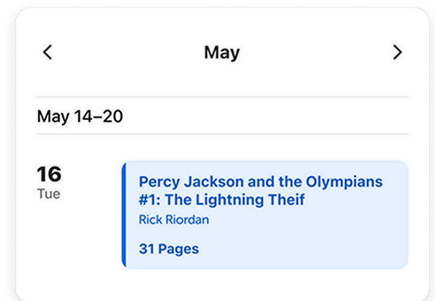
- Use the search bar to find your book title. Once you see your book, click on the book image and select 'Save.'
- Click 'Log Reading' to enter minutes read. Select 'Done' and celebrate your reading achievement!

### PRO TIP: Use the scanner

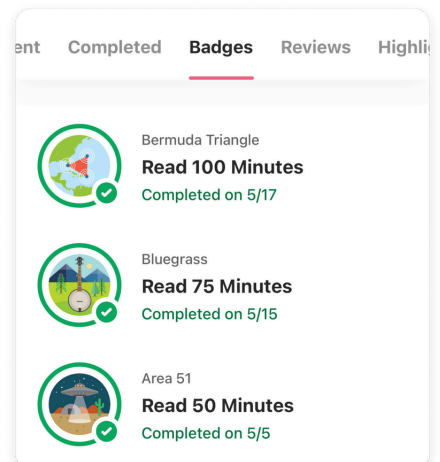
Click the  icon to scan the barcode on the back of your book!

## Track Your Progress

- Click 'Log' to see your reading activity.



- Log every day to build your reading streak!
- Click on 'Badges' to check out your reading achievements. Keep it up, you reading rockstar!



**PRO TIP: The Beanstack App is a really easy way to log reading if you read at night before bedtime! If you have more than one student using Beanstack at FSUS, you can log them all into the app and toggle between them to log their reading!**