

**Gunnison Watershed School District RE-1J**

**Financial Report**

**June 30, 2025**



**GUNNISON  
WATERSHED  
SCHOOL DISTRICT**

**Gunnison Watershed School District RE-1J  
Financial Report  
June 30, 2025**

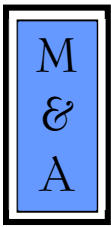
**Table of Contents**

	<b>Page</b>
<b>INDEPENDENT AUDITOR'S REPORT</b>	A1 – A3
<b>Management's Discussion and Analysis</b>	B1 – B8
<b>Basic Financial Statements:</b>	
<b>District-wide Financial Statements:</b>	
Statement of Net Position	C1
Statement of Activities	C2
<b>Fund Financial Statements:</b>	
Balance Sheet - Governmental Funds	C3
Reconciliation of Governmental Funds Balance Sheet to the Statement of Net Position	C4
Statement of Revenues, Expenditures and Changes in Fund Balances - Governmental Funds	C5
Reconciliation of Revenues, Expenditures and Changes in Fund Balances of Governmental Funds to the Statement of Activities	C6
Statement of Net Position - Proprietary Funds	C7
Statement of Revenues, Expenses and Changes in Fund Net Position - Proprietary Funds	C8
Statement of Cash Flows - Proprietary Funds	C9
<b>Notes to the Financial Statements</b>	D1 – D45
<b>Required Supplementary Information:</b>	
Schedule of Revenues, Expenditures and Changes in Fund Balances - Budget and Actual	
General Fund	E1
Food Services Fund	E2
Pupil Activity Fund	E3
2014 Mill Levy Override Fund	E4
Schedule of District's Proportionate Share of the Net Pension Liability	E5
Schedule of District Contributions – Net Pension Liability	E6

**Gunnison Watershed School District RE-1J  
Financial Report  
June 30, 2025**

**Table of Contents  
(Continued)**

	<b>Page</b>
<b>Required Supplementary Information (continued):</b>	
Schedule of District's Proportionate Share of the Net Other Post-Employment Liability	E7
Schedule of District Other Post-Employment Benefit Contributions	E8
Notes to the Required Supplementary Information	E9 – E16
<b>Supplementary Information:</b>	
Schedule of Revenues, Expenditures and Changes in Fund Balances - Budget and Actual:	
Bond Redemption Fund	F1
Building Fund	F2
Capital Reserve Capital Projects Fund	F3
Schedule of Revenues, Expenditures and Changes in Net Position - Budget and Actual - Proprietary Funds:	
Health Services Fund	F4
Annual Financial Information as Required by SEC Rule 15(c)2-12	F5
Auditor's Electronic Financial Data Integrity Check Figures	G1
<b>Single Audit Reports and Schedules:</b>	
Report on Internal Control over Financial Reporting and on Compliance and Other Matters Based on an Audit of Financial Statements Performed In Accordance with Governmental Auditing Standards	H1 – H2
Report on Compliance with Requirements Applicable to Each Major Program and Internal Control over Compliance in Accordance With Uniform Guidance	H3 – H5
Schedule of Findings and Questioned Costs	H6 – H7
Schedule of Expenditures of Federal Awards	H8



# McMAHAN AND ASSOCIATES, L.L.C.

*Certified Public Accountants and Consultants*

WEB SITE: [www.McMAHANCPA.COM](http://www.McMAHANCPA.COM)

MAIN OFFICE: (970) 845-8800

## INDEPENDENT AUDITOR'S REPORT

**To the Board of Education  
Gunnison Watershed School District RE-J1  
Gunnison, Colorado**

### **Report on the Audit of the Financial Statements**

#### ***Opinions***

We have audited the accompanying financial statements of the governmental activities, the aggregate discretely presented component units, each major fund, and the aggregate remaining fund information of Gunnison Watershed School District RE-1J, Colorado (the "District"), as of and for the year ended June 30, 2025, and the related notes to the financial statements, which collectively comprise the District's basic financial statements as listed in the table of contents.

In our opinion, the financial statements referred to above present fairly, in all material respects, the respective financial position of the governmental activities, the aggregate discretely presented component units, each major fund, and the aggregate remaining fund information of the District as of June 30, 2025, and the respective changes in financial position and, where applicable, cash flows thereof for the year then ended in accordance with accounting principles generally accepted in the United States of America ("U.S. GAAP").

#### ***Basis for Opinions***

We conducted our audit in accordance with auditing standards generally accepted in the United States of America ("U.S. GAAS") and the standards applicable to financial audits contained in *Government Auditing Standards*, issued by the Comptroller General of the United States. Our responsibilities under those standards are further described in the *Auditor's Responsibilities for the Audit of the Financial Statements* section of our report. We are required to be independent of the District and to meet our other ethical responsibilities, in accordance with the relevant ethical requirements relating to our audit. We believe that the audit evidence we have obtained is sufficient and appropriate to provide a basis for our audit opinions.

#### ***Responsibilities of Management for the Financial Statements***

Management is responsible for the preparation and fair presentation of these financial statements in accordance with U.S. GAAP; this includes the design, implementation, and maintenance of internal control relevant to the preparation and fair presentation of financial statements that are free from material misstatement, whether due to fraud or error.

In preparing the financial statements, management is required to evaluate whether there are conditions or events, considered in the aggregate, that raise substantial doubt about the District's ability to continue as a going concern for one year after the date that the financial statements are issued.

*Member: American Institute of Certified Public Accountants*

**INDEPENDENT AUDITOR'S REPORT**  
**To the Board of Education**  
**Gunnison Watershed School District RE-J1**

***Auditor's Responsibilities for the Audit of the Financial Statements***

Our objectives are to obtain reasonable assurance about whether the financial statements as a whole are free from material misstatement, whether due to fraud or error, and to issue an auditor's report that includes our opinions. Reasonable assurance is a high level of assurance but is not absolute assurance and therefore is not a guarantee that an audit conducted in accordance with U.S. GAAS will always detect a material misstatement when it exists. The risk of not detecting a material misstatement resulting from fraud is higher than for one resulting from error, as fraud may involve collusion, forgery, intentional omissions, misrepresentations, or the override of internal control. Misstatements are considered material if there is a substantial likelihood that, individually or in the aggregate, they would influence the judgment made by a reasonable user based on the financial statements.

In performing an audit in accordance with U.S. GAAS, we:

- Exercise professional judgment and maintain professional skepticism throughout the audit.
- Identify and assess the risks of material misstatement of the financial statements, whether due to fraud or error, and design and perform audit procedures responsive to those risks. Such procedures include examining, on a test basis, evidence regarding the amounts and disclosures in the financial statements.
- Obtain an understanding of internal control relevant to the audit in order to design audit procedures that are appropriate in the circumstances, but not for the purpose of expressing an opinion on the effectiveness of the District's internal control. Accordingly, no such opinion is expressed.
- Evaluate the appropriateness of accounting policies used and the reasonableness of significant accounting estimates made by management, as well as evaluate the overall presentation of the financial statements.
- Conclude whether, in our judgment, there are conditions or events, considered in the aggregate, that raise substantial doubt about the District's ability to continue as a going concern for a reasonable period of time.

We are required to communicate with those charged with governance regarding, among other matters, the planned scope and timing of the audit, significant audit findings, and certain internal control-related matters that we identified during the audit.

***Required Supplementary Information***

U.S. GAAP require Management's Discussion and Analysis in Section B, the Schedule of the District's Proportionate Share of the Net Pension Liability, Schedule of District Pension Contributions, Schedule of District's Proportionate Share of the Other Post-Employment Benefits Liabilities, Schedule of District's Other Post-Employment Benefit Contributions, and the Notes to the Required Supplemental Information in Section E, be presented to supplement the basic financial statements. Such information is the responsibility of management and, although not a part of the basic financial statements, is required by the Governmental Accounting Standards Board who considers it to be an essential part of financial reporting for placing the basic financial statements in an appropriate operational, economic, or historical context. We have applied certain limited procedures to the required supplementary information in section B in accordance with U.S. GAAS, which consisted of inquiries of management about the methods of preparing the information and comparing the information for consistency with management's responses to our inquiries, the basic financial statements, and other knowledge we obtained during our audit of the basic financial statements. We do not express an opinion or provide any assurance on the information because the limited procedures do not provide us with sufficient evidence to express an opinion or provide any assurance.

**INDEPENDENT AUDITOR'S REPORT  
To the Board of Education  
Gunnison Watershed School District RE-J1**

***Required Supplementary Information (continued)***

The budgetary comparison information in section E is not a required part of the basic financial statements but is supplementary information required by U.S. GAAP. The budgetary comparison information in section E is the responsibility of management and was derived from and relates directly to the underlying accounting and other records used to prepare the financial statements. Such information has been subjected to the auditing procedures applied in the audit of the basic financial statements and certain additional procedures, including comparing and reconciling such information directly to the underlying accounting and other records used to prepare the basic financial statements or to the basic financial statements themselves, and other additional procedures in accordance with U.S. GAAS. In our opinion, the information is fairly stated, in all material respects, in relation to the basic financial statements as a whole.


***Supplementary Information***

Our audit was conducted for the purpose of forming opinions on the financial statements that collectively comprise the District's basic financial statements. The individual budgetary schedules, the Colorado Department of Education Auditor's Electronic Data Integrity Check Figures and the Schedule of Expenditures of Federal Awards as required by *Title 2, U.S. Code of Federal Regulations, Part 200, Uniform Administrative Requirements, Cost Principles, and Audit Requirements for Federal Awards* included in the Single Audit Section listed in the accompanying table of contents are presented for purposes of additional analysis and are not a required part of the basic financial statements.

The individual budgetary schedules, the Colorado Department of Education Auditor's Electronic Data Integrity Check Figures and the Schedule of Expenditures of Federal Awards listed in the accompanying table of contents is the responsibility of management and was derived from and relates directly to the underlying accounting and other records used to prepare the basic financial statements. Such information has been subjected to the auditing procedures applied in the audit of the basic financial statements and certain additional procedures, including comparing and reconciling such information directly to the underlying accounting and other records used to prepare the basic financial statements or to the basic financial statements themselves, and other additional procedures in accordance with U.S. GAAS. In our opinion, individual budgetary schedules, the Colorado Department of Education Auditor's Electronic Data Integrity Check Figures and the Schedule of Expenditures of Federal Awards listed in the accompanying table of contents is fairly stated, in all material respects, in relation to the basic financial statements as a whole.

***Other Reporting Required by Government Auditing Standards***

In accordance with *Government Auditing Standards*, we have also issued our report dated December 17, 2025 on our consideration of the District's internal control over financial reporting and on our tests of its compliance with certain provisions of laws, regulations, contracts, and grant agreements and other matters. The purpose of that report is to describe the scope of our testing of internal control over financial reporting and compliance and the results of that testing, and not to provide an opinion on the internal control over financial reporting or on compliance. That report is an integral part of an audit performed in accordance with *Government Auditing Standards* in considering the District's internal control over financial reporting and on compliance.

  
**McMahan and Associates, L.L.C.  
Avon, Colorado  
December 17, 2025**

Gunnison Watershed School District RE-1J

Management's Discussion and Analysis



## **Gunnison Watershed School District RE-1J**

### **Management Discussion and Analysis**

As management of Gunnison Watershed School District RE-1J, we offer readers of the District's annual financial report this narrative overview and analysis of the financial activities of the District for the fiscal year ended June 30, 2025. We encourage readers to consider the information presented here in conjunction with the District's financial statements, which follow this section.

#### **Financial Highlights**

- The assets of the District exceeded its liabilities as of June 30, 2025, by \$33,333,882 (net position).
- The District's net position increased by \$9,873,511 from 2024, primarily due to the effect from capital asset activity and changes in the District's Net Pension Liability and Net OPEB Liability.
- The District's General Fund had a fund balance of \$9,635,884, or 33% of total General Fund Expenditures.

This discussion and analysis is intended to serve as an introduction to the District's basic financial statements. The District's basic financial statements are comprised of three components: 1) government-wide financial statements, 2) fund financial statements, and 3) notes to the financial statements.

**Government-wide financial statements** – The government-wide financial statements are designed to provide readers with a broad overview of the District's finances, in a manner similar to a private-sector business. The government-wide financial statements include the statement of net position and the statement of activities.

The *statement of net position* presents information on all the District's assets and liabilities, with the difference between the two reported as net position. Over time, increases or decreases in net position may serve as a useful indicator of the financial health of the District.

The *statement of activities* presents information showing how the District's net position changed during the most recent fiscal year. Changes in net position are reported as soon as the underlying event effecting the change occurs, regardless of the timing of related cash flows. Thus, revenues and expenses are reported in this statement for some items that will only result in cash flows in future fiscal periods (e.g. uncollected taxes and changes in long-term compensated absences).

Both of the government-wide financial statements distinguish functions of the District that are principally supported by taxes and intergovernmental revenues (governmental activities). All of the District's basic services are included here, such as instructional services, support services, food services and student activities. Such services included activities relating to building maintenance, technology and administration.

The district-wide financial statements also include Marble Charter School, which is a discretely presented component unit of the District.

The district-wide financial statements can be found on pages C1 and C2 of this report.

## **Fund Financial Statements**

A fund is a grouping of self-balancing, related accounts that are used to maintain control over resources that have been segregated for specific purposes. Our District uses fund accounting to ensure and demonstrate compliance with financial and government fund and proprietary funds.

## **Government Funds**

Governmental funds are used to account for essentially the same functions reported as governmental activities in the government-wide financial statements. However, unlike the government-wide financial statements, governmental funds financial statements focus on current sources and uses of spendable resources, as well as balances of spendable resources available at the end of the fiscal year. Such information may be useful in evaluating a government's near-term financing requirements.

Because the focus of governmental funds is narrower than that of the government-wide financial statements, it is useful to compare the information presented for governmental funds with similar information presented for governmental activities in the government-wide financial statements. Both the governmental fund balance sheet and the governmental fund statement of revenues, expenditures and changes in fund balances provide a reconciliation to facilitate this comparison between the governmental fund and governmental activities.

The District's most significant, or "major" governmental funds include the General Fund, Bond Redemption Fund, Building Fund, Capital Reserve Capital Projects Fund, Food Services Fund, Pupil Activity Fund, and the 2014 Mill Levy Override Fund.

The District adopts an annual appropriated budget for all of its funds. A budgetary comparison statement has been provided for all funds to demonstrate compliance with state budget statutes.

The basic major governmental fund statements start on page C3.

## **Proprietary Funds**

Proprietary funds are used to report the same functions presented as business-type activities in the district-wide financial statements. The District uses an enterprise fund to account for its employee health and dental benefits. Internal service funds are an accounting device used to accumulate and allocate costs internally to the District's various functions. Because the service predominately benefits governmental rather than business-type functions, it has been included within governmental activities in the government-wide financial statements.

Proprietary funds provide the same type of information as the district-wide financial statements, only in more detail. The proprietary fund financial statements provide financial reports for the District's health services fund which is a major fund of the District.

The basic Proprietary Fund financial statements can be found on pages C7 through C9 of this report.

The financial statements also include notes that explain some of the information in the statements and provide more detailed data. The statements are followed by a section of required supplemental information that further explains and supports the financial statements with a comparison of the District's budget for the year.

## **FINANCIAL ANALYSIS OF THE DISTRICT AS A WHOLE**

An annual review of net position may serve as a useful indicator of a government's financial position. The District's assets exceeded liabilities by \$33,333,882. In the previous year of 2024, the assets exceeded liabilities by \$23,460,371.

The assets of the District are classified as current assets, non-current assets, and capital assets. Current assets are available to provide resources for the near-term operations of the District. The majority of the current assets are the result of the property tax receivables and cash and investments.

Capital assets are made up of land, buildings, equipment/vehicles, and construction in progress. Current and long-term liabilities are classified based upon anticipated liquidation, either in the near-term or in the future.

*The remainder of this page is intentionally left blank*

## Statement of Net Position

The following table provides a summary of the District's net position as of the fiscal years ended June 30, 2025 and 2024.

### Gunnison Watershed School District RE-1J Net Position

	2025	2024
<b>Assets:</b>		
Current and other assets	\$ 106,783,484	\$ 146,915,022
Capital assets, net	120,603,020	63,356,620
<b>Total Assets</b>	<b>227,386,504</b>	<b>210,271,642</b>
 <b>Deferred Outflows of Resources:</b>		
Deferred refunding costs	1,662,171	2,465,736
Pension related deferred outflow	9,083,090	13,538,149
Post-employment health benefits related deferred outflow	220,387	254,376
<b>Total Deferred Outflows of Resources</b>	<b>10,965,648</b>	<b>16,258,261</b>
 <b>Liabilities:</b>		
Other liabilities	17,770,479	7,638,683
Long-term liabilities	185,224,959	192,711,092
<b>Total Liabilities</b>	<b>202,995,438</b>	<b>200,349,775</b>
 <b>Deferred Inflows of Resources:</b>		
Pension related deferred inflow	1,621,401	2,384,215
Post-employment health benefits related deferred inflow	401,431	335,542
<b>Total Deferred Inflows of Resources</b>	<b>2,022,832</b>	<b>2,719,757</b>
 <b>Net Position:</b>		
Net investment in capital assets	9,815,926	19,715,079
Restricted	66,889,193	117,573,605
Unrestricted	(43,371,237)	(113,828,313)
<b>Total Net Position</b>	<b>\$ 33,333,882</b>	<b>\$ 23,460,371</b>

Of the District's total assets, 53% are capital assets (e.g. land, buildings, and equipment). The District uses these assets to provide instruction and related services to its students. The District's current assets decreased from 2024 due to ongoing capital projects. The District's long-term liabilities decreased from 2024 due to scheduled payments on outstanding debt.

Net position for governmental activities increased by \$9,873,511. The following table summarizes the District's change in net position:

**Gunnison Watershed School District RE-1J Changes in Net Position**

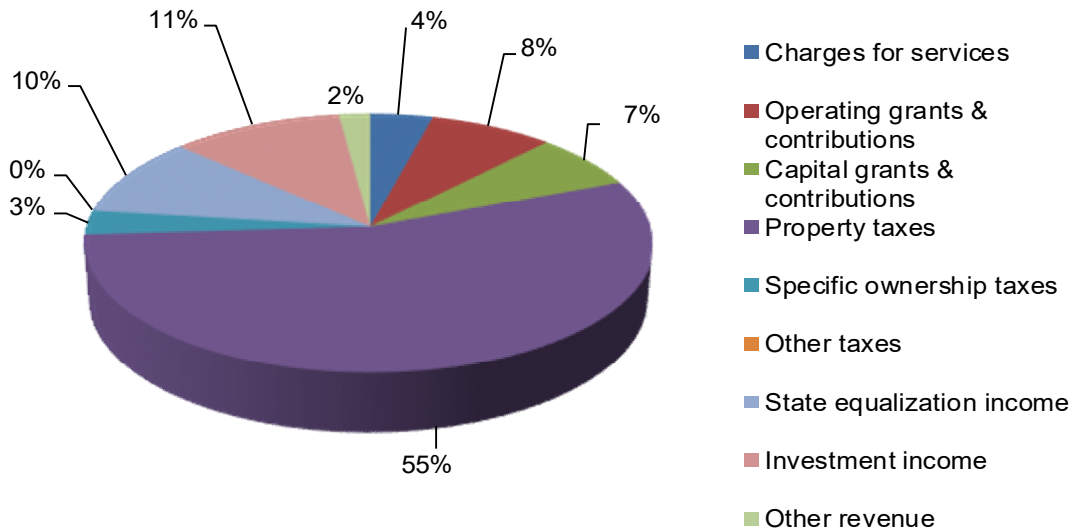
	<u>2025</u>	<u>2024</u>
<b>Revenues:</b>		
Program revenues:		
Charges for services	\$ 2,192,548	\$ 2,239,642
Operating grants & contributions	4,413,549	4,305,029
Capital grants & contributions	3,848,468	-
General revenues:		
Property taxes	29,529,744	29,564,128
Specific ownership taxes	1,631,677	1,529,225
State equalization income	5,534,663	3,606,405
Investment income	5,668,264	5,157,734
Other revenue	889,299	1,448,862
Gain on disposal of assets	1,000	2,000
<b>Total Revenues</b>	<u>53,709,212</u>	<u>47,853,025</u>
<b>Expenses:</b>		
Direct instruction	20,101,081	19,924,866
Indirect instruction	5,636,199	5,140,410
General administration	3,629,262	3,086,241
Support services	1,590,853	1,477,477
Custodial and maintenance	3,029,536	2,781,304
Transportation	1,379,873	1,282,730
Community service	4,337	1,178
Student activities	1,541,002	1,648,292
Food services	1,626,101	1,464,150
Interest on long-term debt	5,297,457	5,509,919
<b>Total Expenses</b>	<u>43,835,701</u>	<u>42,316,567</u>
<b>Change in Net Position</b>	9,873,511	5,536,458
<b>Net Position - Beginning of Year</b>	<u>23,460,371</u>	<u>17,923,913</u>
<b>Net Position - End of Year</b>	<u>\$ 33,333,882</u>	<u>\$ 23,460,371</u>

Property taxes, specific ownership tax, and per pupil state formula revenue (School Finance Act-State Equalization) account for most of the District's revenue. The remaining revenue comes from grants and contributions with the remainder from fees charged for services and miscellaneous sources. The District's revenue increased primarily due to increased capital grants and contributions. Expenses increased due to general inflationary changes.

The District's expenses predominantly relate to instruction and support services, which include support for students and instructional staff, administration, operations and maintenance, and transportation. Given that the District is a service organization providing education services to students, the majority of the expenses are paid in the form of compensation (salaries and benefits) to the District's employees. The changes in expenses relate primarily to amortization of increases in the District's Net Pension Liability.

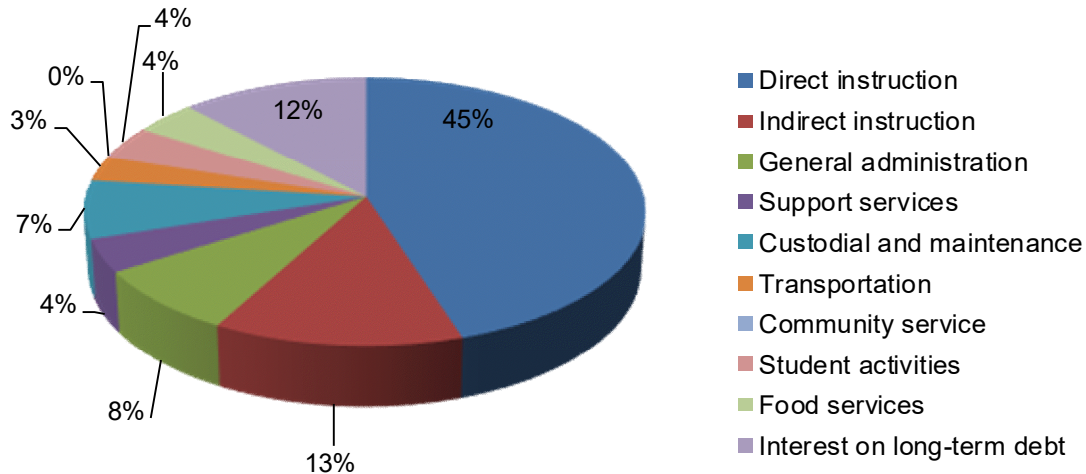
The following chart displays the revenues by source for the total District:

### Revenues by Source for Governmental Activities



The following chart displays the expenses by source for the total District:

## Expenses by Source for Governmental Activities



The District's expenses are predominately related to instruction, with the general administrative and support services, transportation, operations and maintenance, and interest on bond payments accounting for the remaining expenses.

**Financial Analysis of the District's Funds:** As mentioned earlier, the District uses fund accounting to ensure and demonstrate compliance with finance-related legal requirements.

**Governmental Funds:** The focus of the District's governmental funds is to provide information on near-term inflows, outflows, and balances of spendable resources. Such information is useful in assessing the District's financing requirements. In particular, unassigned balances may serve as a useful measure of the District's net resources available for spending at the end of the fiscal year.

At the end of the current fiscal year, the District's governmental funds reported combined ending fund balances of \$86,407,592 which is a decrease of \$50,470,732 from the prior year ending fund balances.

**General Fund Budgetary Highlights:** The District's budget is prepared according to Colorado law and is based on accounting for certain transactions on a basis of cash receipts and disbursements. The most significant budgeted fund is the General Fund. The original budget is prepared based on a conservative estimate of student growth. This guarantees the District does not overstaff or overextend its financial capabilities. The General Fund's actual results were under budgeted appropriations by \$852,880.

**Capital Assets and Debt Administration:** The District's investment in capital assets for governmental activities as of June 30, 2025, amounts to \$120,603,020 (net of accumulated depreciation). This investment in capital assets includes land, buildings, equipment, and vehicles.

**Long Term Debt:** As of June 30, 2025, the District had outstanding debt of \$140,117,831. The District also had an arbitrage rebate liability of \$2,187,151 related to excess interest income on its 2023 G.O. debt issuance, further discussed in Footnote III.E.9 in section D of the financials.

**Economic Factors and Next Year's Budget:** The Public School Finance Act of 1994 is the largest source of revenue for the District's operating funds. The School Finance Act calculates per-pupil funding by school District based upon a formula that takes into consideration the cost of living, number of students, District size, personnel vs. non-personnel, and number of at-risk students. The purpose of this act was to establish a financial base of support for public education, to move towards a uniform mill levy tax statewide for all Districts, and to limit future growth of and reliance upon property tax to support public education. Funding sources for the School Finance Act is derived by the following formula:

Total Program Funding = local property taxes + general specific ownership taxes + state equalization.

School District finance is also significantly affected by Amendment 23, which was approved by the voters in November 2000. This state constitutional amendment requires that statewide base per pupil funding and state categorical program funding increase by inflation plus one percent for ten years beginning with the fiscal year ended June 30, 2002. After that ten-year window has expired, the state must increase funding at the rate of inflation. This funding calculation attempts to align Colorado Districts to inflation adjusted funding levels of 1988. The formula will also increase the District's reliance upon the state and decrease the District's reliance upon funding over time.

**Next Year's Budget and Fund Balance:** The District's General Fund balance at the end of fiscal year 2025 is \$9,635,884. The subsequent year's General Fund budget for fiscal year 2026 anticipates a decrease of \$779,985. The budget also anticipates significant expenditures of 2023 G.O bond proceeds on capital projects.

**Request for Information:**

This financial report is designed to provide a general overview of the District's finances for all those with an interest. Questions concerning any of the information in this report or requests for additional financial information should be addressed to the Business Office, Gunnison Watershed School District RE-1J, 800 North Boulevard, Gunnison, Colorado 81230.

Gunnison Watershed School District RE-1J

Basic Financial Statements



**Gunnison Watershed School District RE-1J**  
**Statement of Net Position**  
**June 30, 2025**

	<u>Primary Government</u>	<u>Component Unit</u>
	<u>Total</u>	
	<u>Governmental</u>	<u>Marble Charter</u>
	<u>Activities</u>	<u>School</u>
<b>ASSETS</b>		
Cash and investments	100,354,573	1,267,932
Accounts receivable, net:		
Taxes	1,444,429	-
Other	4,324,854	191,926
Prepaid expenses	649,891	-
Inventory	9,737	-
Total current assets	<u>106,783,484</u>	<u>1,459,858</u>
<b>DEFERRED OUTFLOWS OF RESOURCES</b>		
Deferred refunding costs	1,662,171	-
Pension related deferred outflow	9,083,090	330,955
Post-employment health benefits related deferred outflow	220,387	10,112
Total deferred outflows of resources	<u>10,965,648</u>	<u>341,067</u>
Capital assets:		
Land	2,866,151	-
Construction in progress	64,589,017	629,857
Buildings and improvements	81,100,421	1,857,041
Equipment	4,200,329	14,456
Vehicles	2,462,524	66,810
Intangible subscription assets	214,548	-
Less: Accumulated depreciation	<u>(34,829,970)</u>	<u>(835,891)</u>
Net capital assets	<u>120,603,020</u>	<u>1,732,273</u>
Total assets and deferred outflows of resources	<u>238,352,152</u>	<u>3,533,198</u>
<b>LIABILITIES</b>		
Current liabilities:		
Accounts payable and accrued expenses	10,963,029	285,950
Retainage payable	2,619,995	16,427
Accrued salaries	3,174,697	48,656
Unearned revenue	577,859	-
Accrued interest	434,899	-
Total current liabilities	<u>17,770,479</u>	<u>351,033</u>
Noncurrent liabilities:		
Accrued compensated absences	296,544	-
Arbitrage rebate payable	2,187,151	21,333
Bonded debt, leases, and SBITA's payable:		
Due within one year	3,998,486	-
Due in more than one year	136,119,345	-
Other liabilities - due in more than one year		
Net pension liability	41,880,358	1,218,917
Post-employment health benefits (OPEB)	743,075	21,627
Total noncurrent liabilities	<u>185,224,959</u>	<u>1,261,877</u>
Total liabilities	<u>202,995,438</u>	<u>1,612,910</u>
<b>DEFERRED INFLOWS OF RESOURCES</b>		
Pension related deferred inflow	1,621,401	153,160
Post-employment health benefits related deferred inflow	401,431	15,922
Total deferred inflows of resources	<u>2,022,832</u>	<u>169,082</u>
<b>NET POSITION</b>		
Net investment in capital assets	9,815,926	1,408,964
Restricted for:		
TABOR	1,290,600	39,250
Debt service	9,997,063	-
Capital projects	55,601,530	472,614
Unrestricted	<u>(43,371,237)</u>	<u>(169,622)</u>
Total net position	<u>33,333,882</u>	<u>1,751,206</u>

The accompanying notes are an integral part to these financial statements.

**GUNNISON WATERSHED SCHOOL DISTRICT RE-1J**  
**Statement of Activities**  
**For the Year Ended June 30, 2025**

FUNCTIONS/PROGRAMS	Expenses	Program Revenues			Net (Expenses) Revenue and Changes in Net Position	
		Charges for Services	Operating Grants and Contributions	Capital Grants and Contributions	Primary Government Total Governmental Activities	Component Unit Marble Charter School
<b>GOVERNMENTAL ACTIVITIES:</b>						
Direct instruction	20,101,081	262,154	3,114,594	3,848,468	(12,875,865)	
Indirect instruction	5,636,199	-	184,078	-	(5,452,121)	
General administration	3,629,262	-	16,775	-	(3,612,487)	
Support services	1,590,853	-	-	-	(1,590,853)	
Custodial and maintenance	3,029,536	-	-	-	(3,029,536)	
Transportation	1,379,873	-	135,150	-	(1,244,723)	
Community service	4,337	346,666	-	-	342,329	
Student activities	1,541,002	1,567,009	-	-	26,007	
Food Services	1,626,101	16,719	962,952	-	(646,430)	
Interest on long-term debt	5,297,457	-	-	-	(5,297,457)	
Total governmental activities	<u>43,835,701</u>	<u>2,192,548</u>	<u>4,413,549</u>	<u>3,848,468</u>	<u>(33,381,136)</u>	
Total Primary Government	<u>43,835,701</u>	<u>2,192,548</u>	<u>4,413,549</u>	<u>3,848,468</u>	<u>(33,381,136)</u>	
<b>COMPONENT UNIT:</b>						
Marble Charter School	<u>907,086</u>	<u>198,032</u>	<u>21,537</u>	<u>265,845</u>		<u>(421,672)</u>
<b>GENERAL REVENUES:</b>						
Taxes:						
Property taxes - Levied for general operations					20,145,015	-
Property taxes - Levied for debt service					9,384,729	-
Specific ownership taxes					1,631,677	-
Per pupil revenue					-	483,340
State equalization income					5,534,663	-
Grants and contributions not restricted to specific programs					825,861	138,364
Investment income					5,668,264	59,620
Gain on disposal of assets					1,000	-
Miscellaneous revenue					63,438	-
Total general revenues and transfers					<u>43,254,647</u>	<u>681,324</u>
Change in net position					9,873,511	259,652
Net position, beginning					<u>23,460,371</u>	<u>1,491,554</u>
Net position, ending					<u>33,333,882</u>	<u>1,751,206</u>

The accompanying notes are an integral part of these financial statements.

**GUNNISON WATERSHED SCHOOL DISTRICT RE-1J**  
**Balance Sheet**  
**Governmental Funds**  
**June 30, 2025**

	<u>General Fund</u>	<u>Bond Redemption Fund</u>	<u>Building Fund</u>	<u>Capital Reserve Capital Projects Fund</u>	<u>Food Services Fund</u>	<u>Pupil Activity Fund</u>	<u>2014 Mill Levy Override Fund</u>	<u>Total Governmental Funds</u>
<b>ASSETS</b>								
Cash and investments	12,494,335	9,685,481	64,578,340	4,665,150	468,647	1,833,979	3,855,618	97,581,550
Accounts receivable, net:								
Taxes	600,594	311,582	-	-	-	-	82,642	994,818
Other	351,378	-	3,848,468	-	124,287	-	-	4,324,133
Due from other funds	1,313	-	-	-	-	-	-	1,313
Prepaid expenses	199,733	-	-	-	-	-	450,158	649,891
Inventories	-	-	-	-	9,737	-	-	9,737
<b>Total assets</b>	<b>13,647,353</b>	<b>9,997,063</b>	<b>68,426,808</b>	<b>4,665,150</b>	<b>602,671</b>	<b>1,833,979</b>	<b>4,388,418</b>	<b>103,561,442</b>
<b>LIABILITIES AND FUND BALANCES</b>								
Liabilities:								
Accounts payable and accrued expenses	527,004	-	10,205,257	-	2,901	25,612	19,212	10,779,986
Retainage payable	-	-	2,619,995	-	-	-	-	2,619,995
Accrued salaries	2,929,540	-	26	-	76,216	7,567	161,348	3,174,697
Unearned revenues	554,925	-	-	-	22,934	-	-	577,859
Due to other funds	-	-	-	-	-	954	359	1,313
<b>Total liabilities</b>	<b>4,011,469</b>	<b>-</b>	<b>12,825,278</b>	<b>-</b>	<b>102,051</b>	<b>34,133</b>	<b>180,919</b>	<b>17,153,850</b>
Fund balances:								
Non-spendable:								
Prepaid expenses	199,733	-	-	-	-	-	450,158	649,891
Inventories	-	-	-	-	9,737	-	-	9,737
Restricted:								
TABOR	1,290,600	-	-	-	-	-	-	1,290,600
Debt service	-	9,997,063	-	-	-	-	-	9,997,063
Capital projects	-	-	55,601,530	-	-	-	-	55,601,530
Committed								
Future year expenditures	3,923,856	-	-	-	-	-	-	3,923,856
Food service	-	-	-	-	490,883	-	-	490,883
Educational purposes	-	-	-	-	-	-	3,757,341	3,757,341
Student activities	-	-	-	-	-	1,799,846	-	1,799,846
Assigned	-	-	-	4,665,150	-	-	-	4,665,150
Unassigned	4,221,695	-	-	-	-	-	-	4,221,695
<b>Total fund balances</b>	<b>9,635,884</b>	<b>9,997,063</b>	<b>55,601,530</b>	<b>4,665,150</b>	<b>500,620</b>	<b>1,799,846</b>	<b>4,207,499</b>	<b>86,407,592</b>
<b>Total liabilities and fund balances</b>	<b>13,647,353</b>	<b>9,997,063</b>	<b>68,426,808</b>	<b>4,665,150</b>	<b>602,671</b>	<b>1,833,979</b>	<b>4,388,418</b>	<b>103,561,442</b>

The accompanying notes are an integral part of these financial statements.

**GUNNISON WATERSHED SCHOOL DISTRICT RE-1J**  
**Reconciliation of Governmental Funds Balance Sheet to the Statement of Net Position**  
**June 30, 2025**

Governmental Funds Total Fund Balance 86,407,592

*Add:*

Property taxes receivable will be collected this calendar year, but are not available soon enough to pay for the current period's expenditures and therefore, are deferred in the funds.

449,614

Capital assets used in governmental activities are not considered current financial resources and therefore, are not reported in the governmental funds:

	Capital assets	155,432,990	
	Accumulated depreciation	<u>(34,829,970)</u>	120,603,020

An internal service fund is used by the District's management to charge the cost of employee health and dental insurance to the individual funds:

	Assets	2,773,742	
	Liabilities	<u>(183,044)</u>	2,590,698

*Less:*

Deferred charges such as deferred refunding costs, premiums, and discounts on bonded debt, are treated as current transactions on the fund financial statements, but are capitalized and amortized on the Statement of Net Position:

	Deferred refunding costs	1,662,171	
	Premiums and discounts on bonded debt	<u>(11,588,056)</u>	(9,925,885)

Long-term liabilities, including bonds payable, net pension liability, arbitrage payable, accrued compensated absences, leases and SBITA's payable, and accrued interest are not due and payable in the current period and therefore, are not reported in the funds. This is the amount of District long-term

	Net pension liability	(41,880,358)	
	Post-employment health benefits liability	(743,075)	
	Bonds payable	(128,305,000)	
	Arbitrage payable	(2,187,151)	
	Accrued compensated absences	(296,544)	
	Leases payable	(86,831)	
	SBITA's payable	(137,944)	
	Accrued interest	<u>(434,899)</u>	(174,071,802)

Changes in pension related actuarial assumptions, proportion of collective pension amounts, differences between actual and expected experience and investment earnings, and differences between actual and annualized contributions to the pension plan are recorded as deferred inflows or outflows of resources and amortized over the average remaining service life of all active and inactive plan members.

	Unamortized post-employment health benefits related deferred outflows	220,387	
	Unamortized post-employment health benefits related deferred inflows	(401,431)	
	Unamortized pension related deferred outflows	9,083,090	
	Unamortized pension related deferred inflows	<u>(1,621,401)</u>	<u>7,280,645</u>

Governmental Activities Net Position 33,333,882

The accompanying notes are an integral part of these statements.

**GUNNISON WATERSHED SCHOOL DISTRICT RE-1J**  
**Statement of Revenues, Expenditures, and Changes in Fund Balances**  
**Governmental Funds**  
**For the Year Ended June 30, 2025**

	General Fund	Bond Redemption Fund	Building Fund	Capital Reserve Capital Projects Fund	Food Services Fund	Pupil Activity Fund	2014 Mill Levy Override fund	Total Governmental Funds
<b>REVENUES</b>								
Taxes:								
Property taxes	17,597,563	9,359,108	-	-	-	-	2,492,556	29,449,227
Specific ownership taxes	1,631,677	-	-	-	-	-	-	1,631,677
Federal income	1,533,233	-	-	-	432,599	-	-	1,965,832
State income	7,757,026	-	3,848,468	-	528,878	-	-	12,134,372
Investment income	766,674	19,927	4,472,736	195,238	-	-	117,971	5,572,546
Other	766,852	-	11,085	-	-	-	-	777,937
Charges for services	-	-	-	-	-	1,567,009	-	1,567,009
Food sales	-	-	-	-	16,719	-	-	16,719
Total revenues	<u>30,053,025</u>	<u>9,379,035</u>	<u>8,332,289</u>	<u>195,238</u>	<u>978,196</u>	<u>1,567,009</u>	<u>2,610,527</u>	<u>53,115,319</u>
<b>EXPENDITURES</b>								
Direct instruction	16,281,746	-	-	-	-	-	797,720	17,079,466
Indirect instruction	4,015,046	-	-	-	-	-	1,224,241	5,239,287
General administration	3,409,095	-	-	-	-	-	6,196	3,415,291
Support services	1,357,532	-	-	-	-	-	90,937	1,448,469
Custodial and maintenance	2,495,392	-	-	-	-	-	113,721	2,609,113
Transportation	1,073,925	-	-	-	-	-	-	1,073,925
Community service	4,159	-	-	-	-	-	-	4,159
Student activities	-	-	-	-	-	1,541,002	-	1,541,002
Capital outlay	482,065	-	59,457,107	-	8,086	474,031	478,408	60,899,697
Food service operations	-	-	-	-	1,487,162	-	-	1,487,162
Debt service:								
Principal	2,020	3,740,000	76,604	-	-	-	16,811	3,835,435
Interest and fiscal charges	1,242	5,334,942	1,631	-	-	-	5,611	5,343,426
Total expenditures	<u>29,122,222</u>	<u>9,074,942</u>	<u>59,535,342</u>	<u>-</u>	<u>1,495,248</u>	<u>2,015,033</u>	<u>2,733,645</u>	<u>103,976,432</u>
<b>EXCESS (DEFICIENCY) OF REVENUES OVER EXPENDITURES</b>	<u>930,803</u>	<u>304,093</u>	<u>(51,203,053)</u>	<u>195,238</u>	<u>(517,052)</u>	<u>(448,024)</u>	<u>(123,118)</u>	<u>(50,861,113)</u>
<b>OTHER FINANCING SOURCES (USES)</b>								
Lease and SBITA purchase proceeds	13,637	-	214,548	-	-	-	87,486	315,671
Sale of fixed assets	1,000	-	-	-	-	-	53,735	54,735
Insurance recoveries	-	-	-	-	19,975	-	-	19,975
Transfers in (out)	(965,000)	-	-	(410,000)	625,000	750,000	-	-
Total other financing sources (uses)	<u>(950,363)</u>	<u>-</u>	<u>214,548</u>	<u>(410,000)</u>	<u>644,975</u>	<u>750,000</u>	<u>141,221</u>	<u>390,381</u>
<b>NET CHANGE IN FUND BALANCES</b>	(19,560)	304,093	(50,988,505)	(214,762)	127,923	301,976	18,103	(50,470,732)
<b>FUND BALANCES, BEGINNING</b>	<u>9,655,444</u>	<u>9,692,970</u>	<u>106,590,035</u>	<u>4,879,912</u>	<u>372,697</u>	<u>1,497,870</u>	<u>4,189,396</u>	<u>136,878,324</u>
<b>FUND BALANCES, ENDING</b>	<u>9,635,884</u>	<u>9,997,063</u>	<u>55,601,530</u>	<u>4,665,150</u>	<u>500,620</u>	<u>1,799,846</u>	<u>4,207,499</u>	<u>86,407,592</u>

The accompanying notes are an integral part of these financial statements.

**GUNNISON WATERSHED SCHOOL DISTRICT RE-1J**  
**Reconciliation of Revenues, Expenditures and Change in Fund Balances**  
**of Governmental Funds to the Statement of Activities**  
**For the Year Ended June 30, 2025**

Governmental Funds Change in Fund Balances	(50,470,732)
<i>Add:</i>	
Governmental funds report capital outlays as expenditures. However, in the Statement of Activities, the cost of those assets is allocated over their estimated useful lives and reported as depreciation expense. This is the amount of capital outlays reported as expenditures in the governmental funds.	59,286,117
Debt principal payments result in a reduction of accumulated resources on the fund financial statements. The government-wide statements show these payments as reductions against long-term liabilities.	3,835,435
An internal service fund is used by the District's management to charge the cost of employee health and dental insurance to the individual funds. The net revenue of these funds is reported with the governmental activities in the Statement of Activities.	117,309
Amortization of deferred costs such as premium and discounts on bonds payable and deferred charges from refunding and changes in accrued interest have no impact on current available resources but do change government-wide net position.	43,531
<i>Less:</i>	
The District has sold assets which are shown at their sales price on governmental funds but are shown as gain or loss on the sale of assets based upon sale price less asset's book value.	(53,735)
Deferred property tax revenues do not provide current financial resources and are deferred on the governmental fund financial statements but recognized on the government-wide financial statements. This is the change in the deferred property tax recognized in the Statement of Activities.	80,517
Accrued compensated absences reported in the Statement of Activities do not require the use of current financial resources and therefore, are not reported as expenditures in governmental funds. This is the change in accrued compensated absences during the year.	(10,627)
Governmental funds report capital outlays as expenditures. However, in the Statement of Activities, the cost of those assets is allocated over their estimated useful lives and reported as depreciation expense. This is the amount of depreciation expense reported as an expenditure in the governmental activities' functions.	(1,985,981)
Lease and SBITA issuances are recorded as other financing sources on governmental funds. However, in the Government-wide Statement of Net Position, these items are recorded as liabilities. This is the amount of lease and SBITA issuances reported as an other financing source in governmental funds.	(315,671)
The difference between employer contributions to the pension plan and the change in pension liability and amortization of pension related deferrals do not require the use of current financial resources and, therefore, are not reported as expenditures in governmental funds.	(888,637)
Changes in the District's net post-employment health benefits obligation reported in the statement of activities do not require the use of current financial resources and, therefore, are not reported as expenditures in governmental funds. This is the change in District's net post-employment health benefits obligation during the year, including differences between District contributions to the plan and amortization of post-employment health benefits related deferrals.	235,985
Governmental Activities Change in Net Position	9,873,511

The accompanying notes are an integral part of these financial statements.

**GUNNISON WATERSHED SCHOOL DISTRICT RE-1J**  
**Statement of Net Position**  
**Proprietary Funds**  
**June 30, 2025**

	<b>Governmental Activities</b>
	<b>Internal Service Fund</b>
<b>ASSETS</b>	
Current assets:	
Cash and investments	2,773,022
Accounts receivable, net:	
Other	720
Total current assets	2,773,742
<b>LIABILITIES</b>	
Current liabilities:	
Other payables	52
Other current liabilities	182,992
Total current liabilities	183,044
<b>NET POSITION</b>	
Unrestricted	2,590,698
Total net position	2,590,698

The accompanying notes are an integral part of these financial statements.

**GUNNISON WATERSHED SCHOOL DISTRICT RE-1J**  
**Statement of Revenues, Expenses and Changes in Fund Net Position**  
**Proprietary Funds**  
**For the Year Ended June 30, 2025**

	<b>Governmental Activities</b>
	<b>Internal Service Fund</b>
<b>OPERATING REVENUES</b>	
Insurance premiums	2,560,277
Stop loss reimbursement	446,581
Total operating revenues	3,006,858
<b>OPERATING EXPENSES</b>	
Claims losses	2,190,997
Stop loss premiums and fees	693,637
Salaries	74,881
Benefits	25,752
Total operating expenses	2,985,267
<b>OPERATING INCOME (LOSS)</b>	21,591
<b>NONOPERATING REVENUES (EXPENSES)</b>	
Investment income	95,718
Total nonoperating revenues (expenses)	95,718
<b>CHANGE IN NET POSITION</b>	117,309
<b>TOTAL NET POSITION, BEGINNING</b>	2,473,389
<b>TOTAL NET POSITION, ENDING</b>	2,590,698

The accompanying notes are an integral part of these financial statements.

**GUNNISON WATERSHED SCHOOL DISTRICT RE-1J**  
**Statement of Cash Flows**  
**Proprietary Funds**  
**For the Year Ended June 30, 2025**

	<b>Governmental Activities</b>
	<b>Internal Service Fund</b>
<b>CASH FLOWS FROM OPERATING ACTIVITIES:</b>	
Receipts from charges for services	2,560,403
Other cash receipts	446,580
Payments to vendors	(2,912,143)
Payments to employees	(100,633)
Net cash provided (used) by operating activities	(5,793)
<b>CASH FLOWS FROM INVESTING ACTIVITIES:</b>	
Cash received from investment income	95,718
Net cash provided (used) by investing activities	95,718
<b>NET INCREASE (DECREASE) IN CASH AND CASH EQUIVALENTS</b>	89,925
Cash and Cash Equivalents, Beginning	2,683,097
Cash and Cash Equivalents, Ending	2,773,022
<b>Reconciliation of Operating Income (Loss) to Net Cash Provided (Used) by Operating Activities:</b>	
Operating income (loss)	21,591
Adjustments to reconcile operating income (loss) to net cash provided (used) by operating activities:	
(Increase) decrease in accounts receivable	126
Increase (decrease) in accounts payable	(27,510)
Total adjustments	(27,384)
<b>Net cash provided (used) by operating activities</b>	<b>(5,793)</b>

The accompanying notes are an integral part of these financial statements.

Gunnison Watershed School District RE-1J

Notes to the Financial Statements



**Gunnison Watershed School District RE-1J**  
**Notes to the Financial Statements**  
**June 30, 2025**

**I. Summary of Significant Accounting Policies**

Gunnison Watershed School District RE-1J (the “District”) includes portions of both Gunnison and Saguache Counties. The District provides academic and vocational curriculum, student transportation, food services, athletic and cultural extracurricular activities, maintenance and general administrative services. The District operates the following schools:

<b>Elementary Schools</b> Gunnison Elementary Crested Butte Elementary	<b>Middle Schools</b> Gunnison Middle School	<b>High School</b> Gunnison High School
<b>Preschool &amp; Kindergarten</b> Lake School	<b>Community School</b> Crested Butte Secondary School	<b>Charter School</b> Marble Charter School

The District’s financial statements are prepared in accordance with generally accepted accounting principles (“GAAP”). The Governmental Accounting Standards Board (“GASB”) is responsible for establishing GAAP for state and local governments through its pronouncements (Statements and Interpretations). The more significant accounting policies established by GAAP used by the District are discussed below.

**A. Reporting Entity**

The District operates under an elected District Board of Education comprised of five members. As required by GAAP, the financial statements of the reporting entity include those of the District and its component units, entities for which the District is considered financially accountable. The District is considered financially accountable for legally separate organizations if it is able to appoint the voting majority of an organization’s governing body and is either able to impose its will on that organization or there is a potential for the organization to provide specific financial benefits to, or to impose specific financial burdens on the District. Consideration is also given to organizations for which the nature and significance of their relationship with the District are such that exclusion would cause the reporting entity’s financial statements to be misleading or incomplete. Based upon the above criteria, the District has identified one discretely presented component unit.

The District receives funding from local, state, and federal government sources and must comply with all the requirements of these funding sources. However, the District is not included in any other governmental reporting entity.

**Discretely Presented Component Units – Marble Charter School**

The State of Colorado Legislature in 1993 enacted the “Charter School Act – Colorado Revised Statutes (CRS) Section 22-30-101.” This Act permits the District to contract with individuals and organizations for the operation of schools within the District. The statutes define these contracted schools as “Charter Schools.” Charter Schools are financed from a portion of the District’s School Finance Act Revenues and from revenues generated by the Charter Schools, within the limits established by the Charter School Act. Charter Schools have separate governing boards; however, the District must approve all Charter School applications and budgets. Therefore, the Marble Charter School is included in the District’s reporting entity because of the nature and significance of their operational or financial relationships with the District.

**Gunnison Watershed School District RE-1J**  
**Notes to the Financial Statements**  
**June 30, 2025**  
**(Continued)**

**I. Summary of Significant Accounting Policies (continued)**

**A. Reporting Entity (continued)**

Complete financial statements can be obtained by contacting Marble Charter School, 418 West Main Street, Marble, Colorado 81623.

In 1995, the District approved a charter application through a resolution, allowing for the creation of the Marble Charter School ("Marble"). Marble is located in Marble, Colorado and provides educational services for grades kindergarten through seventh. Marble received per pupil funding of \$483,340 from the District for operations in the fiscal year ended June 30, 2025.

**B. District-wide and Fund Financial Statements**

The District's basic financial statements include both District-wide (financial activities of the overall District, except for fiduciary activities) and fund financial statements (reporting the District's major and non-major funds). The District-wide financial statements categorize primary activities as either governmental or business-type. Governmental activities generally are financed through taxes, intergovernmental revenues, and other non-exchange transactions. Business-type activities are financed in whole or in part by fees charged to external parties.

**1. District-wide Financial Statements**

In the District-wide Statement of Net Position, the governmental columns are (a) presented on a consolidated basis by column, and (b) reported on a full accrual, economic resource basis, which recognizes all long-term assets and receivables as well as long-term debt and obligations. The District's net position is reported in three parts – net investment in capital assets; restricted net position; and unrestricted net position.

The District-wide Statement of Activities reports both the gross and net cost of the District's functions and business-type activities (i.e., food service). The governmental functions are also supported by general government revenues (property taxes, specific ownership taxes, etc.). The Statement of Activities reduces gross expenses (including depreciation) by related program revenues, operating and capital grants. Program revenues must be directly associated with the function. Operating grants include operating-specific and discretionary (either operating or capital) grants while the capital grants column reflects capital-specific grants. The net costs (by function) are normally covered by general revenues. As a general rule, the effect of interfund activity has been removed from these statements.

The District-wide focus is on the sustainability of the District as an entity and the change in the District's Net Position resulting from the current year's activities.

**2. Fund Financial Statements**

The financial transactions of the District are reported in individual funds in the fund financial statements. Each fund is accounted for by providing a separate set of self-balancing accounts that comprises its assets, liabilities, reserves, fund equity, revenues and expenditures/expenses. The fund focus is on current available resources and budget compliance.

**Gunnison Watershed School District RE-1J**  
**Notes to the Financial Statements**  
**June 30, 2025**  
**(Continued)**

**I. Summary of Significant Accounting Policies (continued)**

**B. District-wide and Fund Financial Statements (continued)**

**2. Fund Financial Statements (continued)**

The District reports the following major governmental funds:

**General Fund** – The *General Fund* is the District’s primary operating fund. It accounts for all financial resources of the District, except those required to be accounted for in another fund.

**Debt Service Fund** – The *Debt Service Fund (Bond Redemption Fund)* accounts for transactions related to the District’s general obligation bonds and interest.

**Capital Project Fund** – The *Capital Reserve Capital Projects Fund* accounts for transactions related to the District’s acquisitions and construction of capital facilities and other capital assets.

**Building Fund** – The *Building Fund* accounts for transactions related to the District’s acquisitions and construction of capital facilities related to its 2023 G.O. bond issuance.

**Special Revenue Funds** – Special revenue funds are used to account for and report the proceeds of specific revenue sources that are restricted or committed to expenditures for specified purposes other than debt or capital projects. The term “proceeds of specific revenue sources” establishes that one or more specific restricted or committed revenues should be the foundation for a special revenue fund. The District reports the following major special revenue funds:

The *Food Services Fund* accounts for the activities of the District’s school breakfast and lunch programs.

The *Pupil Activity Fund* accounts for student clubs and other organizations.

The *2014 Mill Levy Override Fund* accounts for transactions related to future curriculum purchases and capital investments.

The District reports the following internal service fund:

The *Self Insurance Fund (Health Services Fund)* accounts for the employee’s health and dental benefits provided to other departments or funds of the District on a cost reimbursement basis.

**C. Measurement Focus, Basis of Accounting, and Financial Statement Presentation**

Measurement focus refers to whether financial statements measure changes in current resources only (current financial focus) or changes in both current and long-term resources (long-term economic focus). Basis of accounting refers to the point at which revenues, expenditures, or expenses are recognized in the accounts and reported in the financial statements. Financial statement presentation refers to classification of revenues by source and expenses by function.

**Gunnison Watershed School District RE-1J**  
**Notes to the Financial Statements**  
**June 30, 2025**  
**(Continued)**

**I. Summary of Significant Accounting Policies (continued)**

**C. Measurement Focus, Basis of Accounting, and Financial Statement Presentation (continued)**

**1. Long-term Economic Focus and Accrual Basis**

Both the governmental and proprietary funds in the district-wide financial statements use the long-term economic focus and are presented on the accrual basis of accounting. Revenues are recognized when earned and expenses are recognized when incurred, regardless of the timing of the related cash flows. On an accrual basis, revenue from property taxes is recognized in the fiscal year for which the taxes are levied. Revenue from grants and donations is recognized in the fiscal year in which all eligibility requirements have been satisfied.

**2. Current Financial Focus and Modified Accrual Basis**

The District's governmental fund financial statements use the current financial focus and are presented on the modified accrual basis of accounting. Under the modified accrual basis of accounting, revenues are recorded when susceptible to accrual; i.e., both measurable and available. The District considers all revenues reported in the governmental funds to be available if they are collected within sixty days after year-end. Expenditures are recorded when the related fund liability is incurred, except for principal and interest on general long-term debt, claims and judgments, net pension liability, and compensated absences, which are recognized as expenditures to the extent they have matured. General capital asset acquisitions are reported as expenditures in governmental funds. Proceeds of general long-term liabilities and acquisitions under capital leases are reported as other financing sources.

**3. Financial Statement Presentation**

Amounts reported as program revenues include 1) charges to customers or applicants for goods, services or privileges provided, 2) operating grants and contributions, and 3) capital grants and contributions, including special assessments. Internally dedicated resources are reported as *general revenues* rather than as program revenues. Likewise, general revenues include all taxes.

Proprietary funds distinguish operating revenues and expenses from non-operating items. Operating revenues and expenses generally result from providing services and producing and delivering goods in connection with a proprietary fund's principal ongoing operations. The principal operating revenues of the District's proprietary fund are charges to customers for sales. Operating expenses for the enterprise fund include the cost of sales and services, administrative expenses, and depreciation on capital assets. All revenues and expenses not meeting this definition are reported as non-operating revenues and expenses.

**Gunnison Watershed School District RE-1J**  
**Notes to the Financial Statements**  
**June 30, 2025**  
**(Continued)**

**I. Summary of Significant Accounting Policies (continued)**

**D. Financial Statement Accounts**

**1. Cash and Cash Equivalents**

Cash and cash equivalents are defined as deposits that can be withdrawn at any time without notice or penalty and investments with original maturities of three months or less.

**2. Investments**

Investments are stated at net asset value. The District's investment policy permits investments in the following type of obligations which corresponds with state statutes:

- U.S. Treasury Obligations (maximum maturity of 60 months)
- Federal Instrumentality Securities (maximum maturity of 60 months)
- FDIC-insured Certificates of Deposit (maximum maturity of 18 months)
- Corporate Bonds (maximum maturity of 36 months)
- Prime Commercial Paper (maximum maturity of 9 months)
- Eligible Bankers Acceptances
- Repurchase Agreements
- General Obligations and Revenue Obligations
- Local Government Investment Pools
- Money Market Mutual Funds

**3. Receivables**

Receivables are reported net of an allowance for uncollectible accounts.

**4. Property Taxes**

Property taxes are assessed in one year as a lien on the property, but not collected by the governmental units until the subsequent year. In accordance with GAAP, the assessed but uncollected property taxes have been recorded as a receivable. Property tax receivables that are considered to be available (i.e. sixty days after year-end) are reported on the governmental fund financial statements. Property tax receivables that are not considered available (i.e. long term) are reported on the government wide Statement of Net Position.

**5. Inventory**

Inventories recorded in the *Food Services Fund* consist of purchased and donated commodities. Purchased inventories are valued at cost, while donated inventories, received at no cost under a program supported by the Federal Government, are recorded at their estimated fair value at the date of receipt using the first-in, first-out method.

**6. Interfund Receivables and Payables**

Balances at year-end between funds are reported as "due from / due to other funds" in the fund financial statements. Any residual balances not eliminated between the governmental and business-type activities are reported as "internal balances" in the district-wide financial statements.

**Gunnison Watershed School District RE-1J**  
**Notes to the Financial Statements**  
**June 30, 2025**  
**(Continued)**

**I. Summary of Significant Accounting Policies (continued)**

**D. Financial Statement Accounts (continued)**

**7. Capital Assets**

Capital assets, which include land, land improvements, construction in progress, buildings and improvements, equipment, and vehicles, are reported in the proprietary fund financial statements and the applicable governmental columns in the government-wide financial statements. The District defines capital assets as assets with an initial cost of \$5,000 or more and an estimated useful life in excess of two years. Such assets are recorded at historical cost where historical records are available and at an estimated historical cost where no historical records exist. Donated capital assets are recorded at acquisition value at the date of donation.

The costs of normal maintenance and repairs that do not add to the value of the asset or materially extend the asset lives are not capitalized. Improvements are capitalized and depreciated over the remaining useful lives of the related fixed assets, as applicable.

Capital outlay for projects is capitalized as projects are constructed. The District does not capitalize interest on the construction of capital assets.

Buildings and improvements, equipment, and vehicles are depreciated using the straight-line method over the following estimated useful lives:

<u>Assets</u>	<u>Years</u>
Buildings and improvements	50
Furniture and fixtures	20
Equipment	7
Kitchen equipment	20
Vehicles	10

**8. Leases**

The District is lessee for non-cancellable leases of equipment. The District recognizes a lease liability and a right-to-use lease asset in the government-wide financials.

At the commencement of a lease, the District initially measures the lease liability at the present value of payments expected to be made during the lease. Subsequently, the lease liability is reduced by the principal portion of payments made. The lease asset is initially measured at the initial amount of the lease liability, adjusted for lease payments made before the commencement date plus certain indirect costs. The lease asset is amortized on a straight-line basis over its useful life. Key estimates and judgments related to leases include how the District determines the following:

*Discount Rate:* The District uses the interest rate charged by the lessor as the rate to discount the expected payments to present value. When the interest rate is not provided, the District uses its incremental rate of borrowing.

*Lease Term:* The lease term includes the noncancellable period of the lease and the extended term(s) that the District is reasonably certain to exercise.

**Gunnison Watershed School District RE-1J**  
**Notes to the Financial Statements**  
**June 30, 2025**  
**(Continued)**

**I. Summary of Significant Accounting Policies (continued)**

**D. Financial Statement Accounts (continued)**

**8. Leases (continued)**

*Lease Payments:* Lease payments included in the measurement of the lease liability are composed of fixed payments along with purchase options that the District is reasonably certain to exercise.

The District monitors changes in circumstances that would require a remeasurement of its leases and will remeasure if certain changes occur that are expected to significantly affect the amount of the lease liability.

**9. Subscription-Based IT Agreements (“SBITA’s”)**

The District is party for non-cancellable right-of-use subscription asset. The District recognizes a subscription liability and an intangible right-to-use subscription asset in the government-wide financials.

At the commencement of an agreement, the District initially measures the subscription liability at the present value of payments expected to be made during the subscription. Subsequently, the subscription liability is reduced by the principal portion of payments made. The subscription asset is initially measured at the initial amount of the subscription liability, adjusted for payments made before the commencement date plus certain indirect costs. The subscription asset is amortized on a straight-line basis over its useful life. Key estimates and judgments related to SBITA’s include how the District determines the following:

*Discount Rate:* The District uses the interest rate charged by the vendor as the rate to discount the expected payments to present value. When the interest rate is not provided, the District uses its incremental rate of borrowing.

*Term:* The subscription term includes the noncancellable period of the agreement and the extended term(s) that the District is reasonably certain to exercise.

*Payments:* Subscription payments included in the measurement of the subscription liability are composed of fixed payments along with purchase options that the District is reasonably certain to exercise.

The District monitors changes in circumstances that would require a remeasurement of its SBITA’s and will remeasure if certain changes occur that are expected to significantly affect the amount of the subscription liability.

**10. Pensions**

The District participates in the School Division Trust Fund (“SCHDTF”), a cost-sharing multiple-employer defined benefit pension fund administered by the Public Employees’ Retirement Association of Colorado (“PERA”). The net pension liability, deferred outflows of resources and deferred inflows of resources related to pensions, pension expense, information about the fiduciary net position, and additions to/deductions from the fiduciary net position of the SCHDTF have been determined using the economic resources measurement focus and the accrual basis of accounting. For this purpose, benefit payments (including refunds of employee contributions) are recognized when due and payable in accordance with the benefit terms. Investments are reported at fair value.

**Gunnison Watershed School District RE-1J**  
**Notes to the Financial Statements**  
**June 30, 2025**  
**(Continued)**

**I. Summary of Significant Accounting Policies (continued)**

**D. Financial Statement Accounts (continued)**

**11. Defined Benefit Other Post Employment Benefit (OPEB) Plan**

The District participates in the Health Care Trust Fund (“HCTF”), a cost-sharing multiple-employer defined benefit OPEB fund administered by the Public Employees’ Retirement Association of Colorado (“PERA”). The net OPEB liability, deferred outflows of resources and deferred inflows of resources related to OPEB, OPEB expense, information about the fiduciary net position and additions to/deductions from the fiduciary net position of the HCTF have been determined using the economic resources measurement focus and the accrual basis of accounting. For this purpose, benefits paid on behalf of health care participants are recognized when due and/or payable in accordance with the benefit terms. Investments are reported at fair value.

**12. Deferred Outflows and Inflows of Resources**

Deferred outflows of resources represent a consumption of net position that applies to a future period and so will not be recognized as an outflow of resources (expense/expenditures) until then. The District has three items that qualify for reporting under this category on the Statement of Net Position. One item is deferred charge on refunding. A deferred charge on refunding results from the difference in the carrying value of refunded debt and its reacquisition price. The amount is deferred and amortized over the shorter of the life of the refunded debt or refunding debt. Other items are the collective deferred outflows of resources related to the District’s net pension obligation and other post-employment benefit obligations (“OPEB”). Pension and OPEB contributions made after the measurement date, and the net difference between projected and actual earnings will be recognized as a reduction of the net pension or OPEB liability in future periods.

Deferred inflows of resources represent an acquisition of net position that apply to a future period and so will not be recognized as an inflow of resources (revenue) until that time. The District has three items that qualify for reporting in this category. Deferred revenue reported in the governmental balance sheet is deferred and recognized as an inflow of resources in the period that the amounts become available. Collective deferred inflows related to the District’s net pension obligation and other post-employment benefits obligations are reported on the Statement of Net Position and are amortized over the average service lives of participants. See Note III (G) below for discussion on pension related deferred outflows and inflows.

**13. Compensated Absences**

The District offers varying types of Annual leave begins accruing on the first day of employment and accrues at the rate of eleven (11) days per year for non-classified staff and one (1) day per month for classified staff. Any unused vacation leave is paid out upon termination.

**Gunnison Watershed School District RE-1J**  
**Notes to the Financial Statements**  
**June 30, 2025**  
**(Continued)**

**I. Summary of Significant Accounting Policies (continued)**

**D. Financial Statement Accounts (continued)**

**13. Compensated Absences (continued)**

Non-Classified District employees with seventy-five (75) days of accumulated annual leave may request reimbursement of up to six (6) days of unused annual leave each year at \$50 per day. Retiring Non-Classified District employees with twenty (20) or more years of employment with the District can apply to be paid for up to one-hundred (100) days of accumulated annual leave at \$50 per day.

Vacation Leave – Classified year-round District employees may accrue unused vacation leave at their current daily rate. In addition, District employees are paid for accumulated vacation at their current daily rate upon termination.

The District estimates how much accrued but unused leave is more likely than not to be used as paid leave and recognizes that portion as a liability for compensated absences in the district-wide financial statements.

**14. Long-term Obligations**

In the district-wide financial statements and proprietary fund types in the fund financial statements, long-term debt is reported as liabilities in the applicable governmental activities, business-type activities, or proprietary fund type statement of net position. Bonds payable are reported net of the applicable bond premium or discount and deferred refunding costs. Bond premiums, discounts, and deferred refunding costs are amortized over the life of the bonds based on interest payments.

In the fund financial statements, governmental fund types recognize bond premiums and discounts during the current period. The face amount of the debt issued is reported as other financing sources. Premiums received on debt issuances are reported as other financing sources while discounts on debt issuances are reported as other financing uses. Issuance costs, whether or not withheld from the actual debt proceeds, are reported as debt service expenditures in the fund financial statements.

**15. Fund Equity**

Governmental accounting standards establishes fund balance classifications that comprise a hierarchy based primarily on the extent to which a government is bound to observe constraints imposed upon the use of the resources reported in governmental funds. Fund balance classifications include Non-spendable, Restricted, Committed, Assigned, and Unassigned. These classifications reflect not only the nature of funds, but also provide clarity to the level of restriction placed upon fund balance. Fund balance can have different levels of restraint such as external versus internal compliance requirements.

Unassigned fund balance is a residual classification within the *General Fund*. The *General Fund* should be the only fund that reports a positive unassigned balance. In all other funds, unassigned is limited to negative residual fund balance.

**Gunnison Watershed School District RE-1J**  
**Notes to the Financial Statements**  
**June 30, 2025**  
**(Continued)**

**I. Summary of Significant Accounting Policies (continued)**

**D. Financial Statement Accounts (continued)**

**16. Interfund Transactions**

Quasi-external transactions are accounted for as revenues, expenditures or expenses. Transactions that constitute reimbursements to a fund for expenditures or expenses initially made from it that are properly applicable to another fund are recorded as expenditures or expenses in the reimbursing fund and as reductions of expenditures or expenses in the fund that is reimbursed. All other interfund transactions, except quasi-external transactions and reimbursements, are reported as transfers.

**E. Significant Accounting Policies**

**1. Use of Estimates**

The preparation of financial statements in conformity with GAAP requires the District's management to make estimates and assumptions that affect the reported amounts of assets and liabilities, the disclosure of contingent assets and liabilities at the date of the financial statements, and the reported amount of revenues and expenditures or expenses during the reporting period. Actual results could differ from those estimates.

**2. Credit Risk**

The receivables of the various funds of the District are primarily due from other governments. Management believes that the credit risk related to the receivables is minimal.

**3. Fund Balance Policy**

The District has adopted minimum fund policy for the General Fund. The policy requires a minimum fund balance of at least 25% of the estimated General Fund expenditures.

**II. Stewardship, Compliance, and Accountability**

**A. Bond Trustee**

Colorado state statutes require all property taxes levied for the purpose of satisfying bonded indebtedness to be administered by at least one third party custodian designated by the District. The third-party custodian is required to ensure all taxes levied to satisfy the obligations of bonded indebtedness are used accordingly. The District has entered into a custody agreement with Gunnison County, Colorado in order to meet this requirement.

**B. Budgetary Information**

Annual budgets are adopted on a basis consistent with generally accepted accounting principles for all governmental funds. All annual appropriations lapse at fiscal year-end.

**Gunnison Watershed School District RE-1J**  
**Notes to the Financial Statements**  
**June 30, 2025**  
**(Continued)**

**II. Stewardship, Compliance, and Accountability (continued)**

**B. Budgetary Information (continued)**

The District follows these procedures in establishing the budgetary data reflected in the basic financial statements:

1. On or about December 1, the Superintendent submits to the Board of Education a five-year financial projection. This is the basis for budgeting guidelines established by the Board of Education.
2. By May 31<sup>st</sup>, the Superintendent submits to the Board a proposed operating budget for the fiscal year commencing July 1. The operating budget includes proposed expenditures and means of financing them.
3. Public hearings are conducted at a regular Board of Education meeting to obtain taxpayer comment.
4. Prior to June 30, the budget is legally adopted by the Board of Education.
5. Formal budgetary integration is employed as a management control device during the year for all funds.
6. The District issues a separate budget document after the budget is approved by the Board of Education.

Colorado Budget Law requires that all funds have legally adopted budgets and appropriations. The total expenditures for each fund may not exceed the amount appropriated. Appropriations for a fund may be increased if unanticipated revenues offset them. Where applicable, the Board of Education includes available fund balance in the amount appropriated in the annual Appropriations Resolution.

Authorization to transfer budgeted amounts between programs and/or departments within any fund and the reallocation of budget line items within any program and/or department rests with the Superintendent of Schools and may be delegated to an appropriate level of management. Revisions and/or supplemental appropriations that alter the total expenditures of any fund must be approved by the Board of Education.

Budgetary amounts reported in the accompanying basic financial statements are as originally adopted and amended by the Superintendent and/or the Board of Education throughout the year except they exclude appropriated available fund balance. Individual amendments were not material in relation to the original appropriations.

During the year supplemental appropriation ordinances were approved for the following funds:

<b>Fund</b>	<b>Original Appropriation</b>	<b>Final Appropriation</b>	<b>Change</b>
General Fund	\$ 30,099,295	\$ 30,501,787	\$ 402,492
Food Service Fund	1,414,502	1,479,502	65,000
Pupil Activity Fund	2,340,987	2,804,008	463,021
2014 Mill Levy Override Fund	2,953,853	3,024,877	71,024
Capital Reserve/Projects Fund	(50,000)	330,000	380,000
Health Services Fund	2,829,026	3,039,026	210,000

**Gunnison Watershed School District RE-1J**  
**Notes to the Financial Statements**  
**June 30, 2025**  
**(Continued)**

**II. Stewardship, Compliance, and Accountability (continued)**

**C. TABOR Amendment**

In November 1992, Colorado voters amended Article X of the Colorado Constitution by adding Section 20; commonly known as the Taxpayer's Bill of Rights ("TABOR"). TABOR contains revenue, spending, tax and debt limitations that apply to the State of Colorado and local governments. TABOR requires, with certain exceptions, advance voter approval for any new tax, tax rate increase, mill levy above that for the prior year, extension of any expiring tax, or tax policy change directly causing a net tax revenue gain to any local government. Any revenues earned in excess of the fiscal year spending limit must be refunded in the next fiscal year, unless voters approve retention of such excess revenue.

TABOR requires local governments to establish emergency reserves to be used for declared emergencies only. Emergencies, as defined by TABOR, exclude economic conditions, revenue shortfalls, or salary or fringe benefit increases. These reserves are required to be 3% or more of fiscal year spending. The District has reserved \$1,290,600 of its June 30, 2025 fund balances for this purpose.

In 1997, the District's electorate approved the following ballot question: "*Without increasing any tax rates or imposing any new tax shall Gunnison Watershed School District RE-J1 be authorized to collect, keep and expend all District revenues received in fiscal year 1998 and each year thereafter without regard to any spending, revenue raising or other limitation in Article X, Section 20 of the Colorado Constitution or other laws of the state?*".

The District believes it is in compliance with the requirements of the TABOR Amendment. However, the Amendment is complex and subject to interpretation. Many of its provisions will require judicial interpretation.

The District's Bond Redemption fund and Food Service fund both had expenditures in excess of appropriated amounts in 2025. This may be a violation of state statute.

THE REMAINDER OF THIS PAGE INTENTIONALLY LEFT BLANK

**Gunnison Watershed School District RE-1J**  
**Notes to the Financial Statements**  
**June 30, 2025**  
**(Continued)**

**III. Detailed Notes on All Funds**

**A. Deposits and Investments**

The District's deposits are entirely covered by federal depository insurance ("FDIC") or by collateral held under Colorado's Public Deposit Protection Act ("PDPA"). The FDIC insures the first \$250,000 of the District's deposits at each financial institution. Deposit balances for accounts over \$250,000 are collateralized as required by PDPA.

The District is governed by the deposit and investment limitations of state law. The deposits and investment balances at June 30, 2025, are as follows:

<u>Type:</u>	<u>Standard &amp; Poor's Rating</u>	<u>Balance</u>	<u>Maturities</u>	
			<u>Less Than One Year</u>	<u>One to Five Years</u>
<i>Deposits:</i>				
Checking accounts	Not rated	\$ 3,738,047	\$ 3,738,047	\$ -
Cash with fiscal agent	Not rated	16,756	16,756	-
<i>Investments:</i>				
Investment pool	AAAm	96,599,770	96,599,770	-
		<u>\$ 100,354,573</u>	<u>\$ 100,354,573</u>	<u>\$ -</u>

*Fair Value of Investments*

The District measures and records its investments using fair value measurement guidelines established by generally accepted accounting principles. As such, a fair value hierarchy categorizes the inputs used to measure the fair value of the investments into three levels, as follows:

- *Level 1:* Quoted prices for identical investments in active markets;
- *Level 2:* Observable inputs other than quoted market prices; and,
- *Level 3:* Unobservable inputs.

At June 30, 2025, the District has the following recurring value measurements:

<u>Investments Measured at Net Asset Value</u>	<u>Total</u>
COLOTRUST	\$ 96,599,770

At June 30, 2025, the District was invested in the Colorado Government Liquid Asset Trust ("COLOTRUST"), an investment vehicle established for local government entities in Colorado to pool surplus funds. The Colorado Division of Securities administers and enforces the requirements of creating and operating COLOTRUST. The pool operates in conformity with the Securities and Exchange Commission's Rule 2a-7 with each share equal in value to \$1.00.

**Gunnison Watershed School District RE-1J**  
**Notes to the Financial Statements**  
**June 30, 2025**  
**(Continued)**

**III. Detailed Notes on All Funds (continued)**

**A. Deposits and Investments (continued)**

Investments of COLOTRUST are limited to those allowed by State statutes. A designated custodial bank provides safekeeping and depository services in connection with the direct investment and withdrawal functions. The custodian's internal records identify the investments owned by the participating governments.

*Interest Rate Risk.* The District limits investments maturities as required by state statutes as a means of managing its exposure to fair value losses arising from increasing interest rates. State statutes require the District to limit maturities to five years from the date of purchase. Maturities of investments held at June 30, 2025, are provided in the previous schedule. The District coordinates its investment maturities to closely match cash flow needs.

*Credit Risk.* State law specifies instruments in which local governments may invest including obligations of the United States, certain U.S. governmental agency securities, local government investment pools, and commercial paper among other items. The District's general investment policy is to invest surplus funds in accordance with state law to ensure the preservation of capital, to ensure that adequate funds are available at all times to meet the financial obligations of the District when due, and to realize rates of return on invested funds which are comparable to market levels.

*Concentration of Credit Risk.* The District diversifies its investments by security type and institution. The District places no limit on the amount it may invest in any one issuer.

**B. Receivables**

Receivables as of year-end for the District's major and non-major funds, including applicable allowances for uncollectible accounts are as follows:

	<b>General Fund</b>	<b>Bond Redemption Fund</b>	<b>Building Fund</b>	<b>Food Services Fund</b>	<b>2014 Mill Levy Override Fund</b>	<b>Total Governmental Funds</b>
Receivables:						
Taxes	\$ 600,594	\$ 311,582	\$ -	\$ -	\$ 82,642	\$ 994,818
Other	351,378	-	3,848,468	124,287	-	4,324,133
Gross receivables	951,972	311,582	3,848,468	124,287	82,642	5,318,951
<b>Net Receivables</b>	<b>\$ 951,972</b>	<b>\$ 311,582</b>	<b>\$ 3,848,468</b>	<b>\$ 124,287</b>	<b>\$ 82,642</b>	<b>\$ 5,318,951</b>

As of June 30, 2025, the District considers all receivables collectible and has not reserved an allowance for doubtful accounts.

Governmental funds report property tax receivable for property taxes levied in fiscal year 2025 but not available until 2026.

**Gunnison Watershed School District RE-1J**  
**Notes to the Financial Statements**  
**June 30, 2025**  
**(Continued)**

**III. Detailed Notes on All Funds (continued)**

**C. Capital Assets**

Capital asset activity for the year ended June 30, 2025, was as follows:

	<b>Beginning Balance</b>	<b>Increases</b>	<b>Decreases</b>	<b>Ending Balance</b>
<b>Governmental activities:</b>				
Capital assets, not being depreciated:				
Land	\$ 2,866,151	\$ -	\$ -	\$ 2,866,151
Construction in progress	7,083,384	58,412,020	(906,387)	64,589,017
Total capital assets, not being depreciated	9,949,535	58,412,020	(906,387)	67,455,168
Capital assets, being depreciated:				
Buildings and improvements	81,086,958	13,463	-	81,100,421
Equipment	2,830,141	1,448,859	(78,671)	4,200,329
Vehicles	2,412,645	103,614	(53,735)	2,462,524
Intangible subscription assets	-	214,548	-	214,548
Total capital assets being depreciated	86,329,744	1,780,484	(132,406)	87,977,822
Total capital assets - Cost	96,279,279	60,192,504	(1,038,793)	155,432,990
Less accumulated depreciation:				
Buildings and improvements	(29,762,839)	(1,589,624)	-	(31,352,463)
Equipment	(1,596,334)	(213,248)	78,671	(1,730,911)
Vehicles	(1,563,487)	(183,109)	-	(1,746,596)
Intangible subscription assets	-	-	-	-
Total accumulated depreciation	(32,922,660)	(1,985,981)	78,671	(34,829,970)
<b>Governmental activities capital assets, net</b>	<b>\$ 63,356,619</b>	<b>\$ 58,206,523</b>	<b>\$ (960,122)</b>	<b>\$ 120,603,020</b>

The District had \$5,294,226 of fully depreciated capital assets still in service at June 30, 2025.

The District had the following capital outlay and depreciation expense for the following functions:

	<b>Capital Outlay</b>	<b>Depreciation Expense</b>
Governmental activities:		
Direct instruction	\$ 58,667,246	\$ 1,552,716
General administration	-	9,038
Support services	506,713	41,364
Custodial and maintenance	-	137,715
Transportation	103,614	210,979
Food services	8,544	34,169
<b>Total - governmental activities</b>	<b>\$ 59,286,117</b>	<b>\$ 1,985,981</b>

**Gunnison Watershed School District RE-1J**  
**Notes to the Financial Statements**  
**June 30, 2025**  
**(Continued)**

**III. Detailed Notes on All Funds (continued)**

**C. Capital Assets (continued)**

Differences between capital outlay expenditures in governmental funds and capital asset additions relate to expenditures that are less than the District's \$5,000 capitalization threshold and transfers from Construction in progress.

**D. Interfund Receivables, Payables, and Transfers**

The composition of interfund balances as of June 30, 2025, was as follows:

	<b>Receivable Fund</b>	<b>Payable Fund</b>
General	\$ 1,313	\$ -
Pupil Activity	-	(954)
2014 Mill Levy Override	-	(359)
	\$ 1,313	\$ (1,313)

The outstanding balances between funds result mainly from the time lag between the dates that (1) interfund goods and services are provided or reimbursable expenditures occur, (2) transactions are recorded in the accounting system, and (3) payments between funds are made.

Transfers for fiscal year 2025 were as follows:

<b>Transfer In (Out)</b>	<b>Amount</b>	<b>Transfer Purpose</b>
General Fund	\$ (965,000)	To fund operations in other funds.
Food Services Fund	625,000	Funding for operations.
Pupil Activity Fund	750,000	Funding for operations.
Capital Reserve Capital Projects Fund	(410,000)	Provide funding for capital expenditures.
Total	\$ -	

**E. Long-term Debt – Governmental Activities**

**1. General Obligation Refunding Bonds, Series 2014**

On October 9, 2014, the District issued \$49,355,000 of General Obligation Refunding Bonds, Series 2014 for the purpose of improving, remodeling and repairing District facilities and provide for other capital improvement projects. Principal and interest payments are due semi-annually on June 1st and December 1st, through 2033. Interest accrues at 1% to 5% per annum.

Bonds maturing on or before December 1, 2024, are not subject to redemption prior to maturity. Bonds maturing on and after December 31, 2025, are subject to optional redemption prior to maturity at the option of the District at a redemption price equal to the principal amount thereof plus accrued interest to the redemption date.

The reacquisition price exceeds net carrying amount of the old debt by \$7,667,420. This amount is being netted against the new debt and amortized over the remaining life of the refunded debt.

**Gunnison Watershed School District RE-1J**  
**Notes to the Financial Statements**  
**June 30, 2025**  
**(Continued)**

**III. Detailed Notes on All Funds (continued)**

**E. Long-term Debt – Governmental Activities (continued)**

**2. General Obligation Refunding Bonds, Series 2021**

On March 11, 2021, the District issued General Obligation Refunding Bonds, Series 2021. The bonds were issued in the amount of \$37,275,000 and the proceeds were used to partially refund the General Obligation Refunding Bonds, Series 2014. The bonds were issued in denominations of \$5,000 and bear interest rates ranging from 0.165% to 2.18%. The bonds maturing on and before December 1, 2031 are not subject to early redemption prior to their respective maturity dates. The bonds maturing on and after December 1, 2032 are subject to redemption prior to maturity, at the option of the District, in whole or in part, in integral multiples of \$5,000. The debt matures in 2033.

The reacquisition price exceeds net carrying amount of the old debt by \$3,715,302. This amount is being netted against the new debt and amortized over the life of the refunded debt.

**3. General Obligation Bonds, Series 2023**

On January 18, 2023, the District issued General Obligation Bonds, Series 2023. The bonds were issued in the amount of \$95,000,000 with a premium of \$12,875,617 in order to finance the construction, improvement, and equipping of District capital projects and to pay the costs of issuance of the bonds. The bonds were issued in denominations of \$5,000 and bear interest at 5%. The bonds maturing on or before December 1, 2032 are not subject to redemption prior to maturity, and the bonds maturing on or after December 1, 2033 are subject to redemption prior to maturity, at the option of the District, in whole or in part, in integral multiples of \$5,000. The debt matures in 2042.

**4. Defeasance of Debt**

In October 2014, proceeds of the General Obligation Bonds, Series 2014, were used to purchase U.S. government securities to retire General Obligation Bonds, Series 2008 and 2009. Sufficient U.S. government, state and local government securities were placed in an irrevocable trust for the purpose of generating resources for all future debt service payments of the refunded debt. As a result, the refunded bonds are considered defeased and the liability has been removed from the District's financial statements. The amount of the debt considered defeased cannot be readily determined as of June 30, 2025.

In March 2021, proceeds of the General Obligation Bonds, Series 2021, were used to purchase U.S. government securities to partially retire the General Obligation Bonds, Series 2014. Proceeds were placed in an escrow account; the moneys in the escrow account will be used to acquire direct, nonmalleable general obligation of the U.S. government, which will be sufficient to pay for all future debt service payments on the refunded debt. As a result, the refunded bonds are considered defeased and the liability has been removed from the District's financial statements. The Series 2014 Bonds maturing on December 1, 2021 through and including December 1, 2024, in the aggregate principal amount of \$10,535,000 are not part of this refunding. The amount of the debt considered defeased cannot be readily determined as of June 30, 2025.

**Gunnison Watershed School District RE-1J**  
**Notes to the Financial Statements**  
**June 30, 2025**  
**(Continued)**

**III. Detailed Notes on All Funds (continued)**

**E. Long-term Debt – Governmental Activities (continued)**

**5. Schedule of Future General Obligation Bond Payments**

The District's aggregate annual debt service requirements for general obligation bonds at June 30, 2025, are as follows:

<u>Fiscal Year Ending</u>	<u>Debt</u>	
	<u>Total Principal</u>	<u>Total Interest</u>
2026	\$ 3,910,000	\$ 5,218,790
2027	3,970,000	5,162,728
2028	4,025,000	5,104,175
2029	4,085,000	5,037,739
2030	4,155,000	4,964,324
2031 - 2035	22,125,000	23,362,536
2036 - 2040	26,840,000	18,285,000
2041 - 2045	34,255,000	10,683,625
2046 - 2050	24,940,000	1,911,250
Total	<u>\$ 128,305,000</u>	<u>\$ 79,730,166</u>
Add: Unamortized bond premium	<u>11,588,056</u>	
Total bonded debt	<u>\$ 139,893,056</u>	

**6. Leases Payable**

The District leases certain equipment under agreements that are classified as leases under applicable accounting standards (GASB 87). The leases bear interest at a rate of 10%. The cost of leased equipment is included in the Statement of Net Position as capital assets and was \$95,486 at June 30, 2025. Accumulated amortization of the leased equipment at June 30, 2025 was approximately \$8,000. Amortization of leased equipment is included in depreciation expense.

The future minimum lease payments required under the leases and the present value of the net minimum lease payments as of June 30, 2025, are as follows:

<u>Fiscal Year Ending:</u>	<u>Principal</u>	<u>Interest</u>	<u>Total</u>
2026	\$ 22,430	\$ 7,674	\$ 30,104
2027	24,779	5,325	30,104
2028	27,373	2,730	30,103
2029	11,962	390	12,352
2030	287	2	289
<b>Minimum Lease payments</b>	<u>\$ 86,831</u>	<u>\$ 16,121</u>	<u>\$ 102,952</u>

**Gunnison Watershed School District RE-1J**  
**Notes to the Financial Statements**  
**June 30, 2025**  
**(Continued)**

**III. Detailed Notes on All Funds (continued)**

**E. Long-term Debt – Governmental Activities (continued)**

**7. Subscription-Based Information Technology Agreements**

The District is a party in a non-cancellable multi-year subscription-based information technology agreement (“SBITA’s”). In accordance with relevant accounting standards, the District recognizes a right-of-use SBITA asset and a corresponding SBITA liability. The SBITA asset is amortized on a straight-line basis over the life of the agreement and the liability is reduced by allocating payments made by the District to either liability reduction or interest expense based on the interest rate of the agreement. The District’s SBITA agreement bears interest at 8.83%.

Future minimum SBITA payments at June 30, 2025 were as follows:

<b>Fiscal Year Ending:</b>	<b>Principal</b>	<b>Interest</b>	<b>Total</b>
2026	\$ 66,056	\$ 12,179	\$ 78,235
2027	71,888	6,347	78,235
<b>Minimum SBITA payments</b>	<b>\$ 137,944</b>	<b>\$ 18,526</b>	<b>\$ 156,470</b>

**8. Changes in Long-term Liabilities**

The following is a summary of changes in long-term liabilities for the year ended June 30, 2025:

	<b>Balance July 1, 2024</b>	<b>Additions</b>	<b>Reductions</b>	<b>Balance June 30, 2025</b>	<b>Due Within One Year</b>
<b>Governmental Activities:</b>					
General Obligation Bonds:					
Refunding, Series 2014	\$ 2,795,000	\$ -	\$ (2,795,000)	\$ -	\$ -
Unamortized bond premiums/discounts	12,425,581	-	(837,525)	11,588,056	-
Refunding, Series 2021	35,540,000	-	(380,000)	35,160,000	3,320,000
Series 2023	93,710,000	-	(565,000)	93,145,000	590,000
Arbitrage rebate payable	2,187,151	-	-	2,187,151	-
SBITA's payable				137,944	66,056
Leases payable	4,539	86,831	(4,539)	86,831	22,430
Net Pension Liability	44,683,966	-	(2,803,608)	41,880,358	-
Net OPEB Liability	1,078,938	-	(335,863)	743,075	-
Accrued compensated absences	285,917	10,627	-	296,544	74,136
<b>Total Governmental Activities</b>	<b>\$ 192,711,092</b>	<b>\$ 97,458</b>	<b>\$ (7,721,535)</b>	<b>\$ 185,224,959</b>	<b>\$ 4,072,622</b>

For governmental activities, compensated absences and pension liabilities are liquidated by the General Fund.

**Gunnison Watershed School District RE-1J**  
**Notes to the Financial Statements**  
**June 30, 2025**  
**(Continued)**

**III. Detailed Notes on All Funds (continued)**

**E. Long-term Debt – Governmental Activities (continued)**

**9. Arbitrage Rebate Payable**

Arbitrage as it applies to government financing refers to the ability of state and local governments to obtain funds at a tax-exempt rate of interest and to then invest those funds in investments which earn a higher yield, resulting in a profit to the issuer. The arbitrage rebate rules require that any earnings from the investment of tax-exempt bond proceeds which exceed the yield on the bonds be remitted to the federal government.

The District has an arbitrage rebate payable to the federal government of \$2,187,151 at June 30, 2025 related to its Series 2023 G.O debt issuance. This amount is reported in the Government-Wide financial statements as a liability.

**F. Fund Balance Classifications**

The District classifies governmental fund balances as follows:

*Non-spendable* – includes fund balance amounts inherently non-spendable since they represent inventories, prepaid items, long-term portions of loans receivable, etc.

*Spendable Fund Balance:*

*Restricted* – includes fund balance amounts that are constrained for specific purposes which are externally imposed by providers, such as creditors or amounts constrained due to constitutional provisions or enabling legislation.

*Committed* – includes fund balance amounts that are constrained for specific purposes that are internally imposed by the government through formal action of the highest level of decision-making authority, which is the School Board of the District. The District's original budget legislation begins with combining historical data, assessment of needs for the upcoming year and the District's platform to review, and/or make changes to each department's budget. The budget is formally presented to the School Board of the District via an advertised public process for their review, revisions and final approval by year-end. All subsequent budget requests made during the year, after School Board approval, must be presented via a public process and again approved by the School Board of the District. The District has committed \$3,923,856 for future year's expenditures, \$490,883 for food service, \$3,757,341 for educational purposes, and \$1,799,846 for student activities as of June 30, 2025.

*Assigned* – includes spendable fund balance amounts that are intended to be used for specific purposes that are neither considered restricted or committed. Fund Balance may be assigned by the School Board of the District or its management designees.

*Unassigned* – includes residual positive fund balance within the General Fund, which has not been classified within the other above-mentioned categories. Unassigned fund balance may also include negative balances for any governmental fund if expenditures exceed amounts restricted, committed, or assigned for those specific purposes. The District uses restricted amounts to be spent first when both restricted and unrestricted fund balance is available unless there are legal documents or contracts that prohibit this, such as grant agreements that require dollar for dollar spending. Additionally, the District would first use committed, then assigned, and lastly unassigned amounts when expenditures are made.

**Gunnison Watershed School District RE-1J**  
**Notes to the Financial Statements**  
**June 30, 2025**  
**(Continued)**

**III. Detailed Notes on All Funds (continued)**

**G. Pension Liabilities, Pension Expense, and Deferred Outflows of Resources and Deferred Inflows of Resources Related to Pensions**

*Plan Description:* Eligible employees of the District are provided with pensions through the School Division Trust Fund (SCHDTF)—a cost-sharing multiple-employer defined benefit pension plan administered by PERA. Plan benefits are specified in Title 24, Article 51 of the Colorado Revised Statutes (C.R.S.), administrative rules set forth at 8 C.C.R. 1502-1, and applicable provisions of the federal Internal Revenue Code. Colorado State law provisions may be amended from time to time by the Colorado General Assembly. PERA issues a publicly available annual comprehensive financial report (ACFR) that can be obtained at [www.copera.org/investments/pera-financial-reports](http://www.copera.org/investments/pera-financial-reports).

*Benefits provided as of December 31, 2024:* PERA provides retirement, disability, and survivor benefits. Retirement benefits are determined by the amount of service credit earned and/or purchased, highest average salary, the benefit structure(s) under which the member retires, the benefit option selected at retirement, and age at retirement. Retirement eligibility is specified in tables set forth at C.R.S. § 24-51-602, 604, 1713, and 1714.

The lifetime retirement benefit for all eligible retiring employees under the PERA benefit structure is the greater of the:

- Highest average salary multiplied by 2.5 percent and then multiplied by years of service credit.
- The value of the retiring employee's member contribution account plus a 100 percent match on eligible amounts as of the retirement date. This amount is then annuitized into a monthly benefit based on life expectancy and other actuarial factors.

The lifetime retirement benefit for all eligible retiring employees under the Denver Public Schools (DPS) benefit structure is the greater of the:

- Highest average salary multiplied by 2.5 percent and then multiplied by years of service credit
- \$15 times the first 10 years of service credit plus \$20 times service credit over 10 years plus a monthly amount equal to the annuitized member contribution account balance based on life expectancy and other actuarial factors.

In all cases the service retirement benefit is limited to 100 percent of highest average salary and also cannot exceed the maximum benefit allowed by federal Internal Revenue Code.

Members may elect to withdraw their member contribution accounts upon termination of employment with all PERA employers; waiving rights to any lifetime retirement benefits earned. If eligible, the member may receive a match of either 50 percent or 100 percent on eligible amounts depending on when contributions were remitted to PERA, the date employment was terminated, whether 5 years of service credit has been obtained and the benefit structure under which contributions were made.

**Gunnison Watershed School District RE-1J**  
**Notes to the Financial Statements**  
**June 30, 2025**  
**(Continued)**

**III. Detailed Notes on All Funds (continued)**

**G. Pension Liabilities, Pension Expense, and Deferred Outflows of Resources and Deferred Inflows of Resources Related to Pensions (continued)**

Upon meeting certain criteria, benefit recipients who elect to receive a lifetime retirement benefit generally receive post-retirement cost-of-living adjustments, referred to as annual increases in the C.R.S. Subject to the automatic adjustment provision (AAP) under C.R.S. § 24-51-413, eligible benefit recipients under the PERA benefit structure who began membership before January 1, 2007, and all eligible benefit recipients of the DPS benefit structure will receive the maximum annual increase (AI) or AI cap of 1.00% unless adjusted by the AAP. Eligible benefit recipients under the PERA benefit structure who began membership on or after January 1, 2007, will receive the lesser of an annual increase of the 1.00% AI cap or the average increase of the Consumer Price Index for Urban Wage Earners and Clerical Workers for the prior calendar year, not to exceed a determined increase that would exhaust 10% of PERA's Annual Increase Reserve (AIR) for the SCHDTF. The AAP may raise or lower the aforementioned AI cap by up to 0.25% based on the parameters specified in C.R.S. § 24-51-413.

Disability benefits are available for eligible employees once they reach five years of earned service credit and are determined to meet the definition of disability. The disability benefit amount is based on the lifetime retirement benefit formula(s) shown above considering a minimum 20 years of service credit, if deemed disabled.

Survivor benefits are determined by several factors, which include the amount of earned service credit, highest average salary of the deceased, the benefit structure(s) under which service credit was obtained, and the qualified survivor(s) who will receive the benefits.

*Contribution provisions as of June 30, 2025:* Eligible employees of, the District, and the State are required to contribute to the SCHDTF at a rate set by Colorado statute. The contribution requirements for the SCHDTF are established under C.R.S. § 24-51-401, et seq. and § 24-51-413. Eligible employees are required to contribute 11 percent of their PERA-includable salary during the period of July 1, 2023 through June 30, 2024. Employer contribution requirements are summarized in the table below:

	July 1, 2024 Through June 30, 2025
Employer contribution rate	11.40%
Amount of employer contribution apportioned to the Health Care Trust Fund as specified in C.R.S. § 24-51-208(1)(f)	(1.02%)
Amount apportioned to the SCHDTF	10.38%
Amortization Equalization Disbursement (AED) as specified in C.R.S. § 24-51-411	4.50%
Supplemental Amortization Equalization Disbursement (SAED) as specified in C.R.S. § 24-51-411	5.50%
<b>Total employer contribution rate to the SCHDTF</b>	<b>20.38%</b>

*\*Contribution rates for the SCHDTF are expressed as a percentage of salary as defined in C.R.S. § 24-51-101(42).*

**Gunnison Watershed School District RE-1J**  
**Notes to the Financial Statements**  
**June 30, 2025**  
**(Continued)**

**III. Detailed Notes on All Funds (continued)**

**G. Pension Liabilities, Pension Expense, and Deferred Outflows of Resources and Deferred Inflows of Resources Related to Pensions (continued)**

Employer contributions are recognized by the SCHDTF in the period in which the compensation becomes payable to the member and the District is statutorily committed to pay the contributions to the SCHDTF. Employer contributions recognized by the SCHDTF from the District were \$3,822,426 for the year ended June 30, 2025.

For purposes of GASB 68 paragraph 15, a circumstance exists in which a nonemployer contributing entity is legally responsible for making contributions to the SCHDTF and is considered to meet the definition of a special funding situation. As specified in C.R.S. § 24-51-414, the State is required to contribute a \$225 million direct distribution each year to PERA starting on July 1, 2018. For 2024, a portion of the direct distribution payment is allocated to the SCHDTF based on the proportionate amount of annual payroll of the SCHDTF to the total annual payroll of the SCHDTF, State Division Trust Fund, Judicial Division Trust Fund, and Denver Public Schools Division Trust Fund.

The net pension liability for the SCHDTF was measured as of December 31, 2024, and the total pension liability ("TPL") used to calculate the net pension liability was determined by an actuarial valuation as of December 31, 2023. Standard update procedures were used to roll-forward the TPL to December 31, 2024. The District's proportion of the net pension liability was based on the District's contributions to the SCHDTF for the calendar year 2024 relative to the total contributions of participating employers and the State as a nonemployer contributing entity.

At June 30, 2025, the District reported a liability of \$41,880,358 for its proportionate share of the net pension liability that reflected a reduction for support from the State as a non-employer contributing entity. The amount recognized by the District as its proportionate share of the net pension liability, the related support from the State as a non-employer contributing entity, and the total portion of the net pension liability that was associated with the District were as follows:

District's proportionate share of the net pension liability	\$41,880,358
The State's proportionate share of the net pension liability as a non-employer contributing entity associated with the District	3,451,520
Total	\$45,331,878

**Gunnison Watershed School District RE-1J**  
**Notes to the Financial Statements**  
**June 30, 2025**  
**(Continued)**

**III. Detailed Notes on All Funds (continued)**

**G. Pension Liabilities, Pension Expense, and Deferred Outflows of Resources and Deferred Inflows of Resources Related to Pensions (continued)**

At December 31, 2024, the District's proportion was 0.2427%, which was a decrease of 0.0100% from its proportion measured as of December 31, 2023.

For the year ended June 30, 2025, the District recognized pension expense of \$1,285,319 and revenue of \$396,682 for support from the State as a non-employer contributing entity. At June 30, 2025, the District reported deferred outflows of resources and deferred inflows of resources related to pensions from the following sources:

	Deferred Outflows of Resources	Deferred Inflows of Resources
Difference between expected and actual experience	\$ 2,371,607	\$ -
Net difference between projected and actual earnings on pension plan investments	790,166	-
Changes in actuarial assumptions	314,006	-
Changes in proportionate share of contributions	3,597,243	1,621,401
Contributions subsequent to the measurement date	2,010,068	-
	\$ 9,083,090	\$ 1,621,401

\$2,010,068 reported as deferred outflows of resources related to pensions, resulting from contributions subsequent to the measurement date, will be recognized as a reduction of the net pension liability in the year ended June 30, 2026. Other amounts reported as deferred outflows of resources and deferred inflows of resources related to pensions will be recognized in pension expense as follows:

Year ended June 30:	
2026	\$ 3,967,692
2027	3,386,246
2028	(1,338,782)
2029	(563,535)
	\$ 5,451,621

**Gunnison Watershed School District RE-1J**  
**Notes to the Financial Statements**  
**June 30, 2025**  
**(Continued)**

**III. Detailed Notes on All Funds (continued)**

**G. Pension Liabilities, Pension Expense, and Deferred Outflows of Resources and Deferred Inflows of Resources Related to Pensions (continued)**

*Actuarial assumptions.* The December 31, 2023, actuarial valuation was determined using the following actuarial cost method, actuarial assumptions, and other inputs:

Actuarial cost method	Entry age
Price inflation	2.30%
Real wage growth	0.70%
Wage inflation	3.00%
Salary increases, including wage inflation:	3.40%-11.00%
Long-term investment rate of return, net of pension plan investment expenses, including price inflation	7.25%
Discount rate	7.25%
Post-retirement benefit increases:	
PERA benefit structure hired prior to 1/1/07 and DPS benefit structure (compounded annually)	1.00%
PERA benefit structure hired after 12/31/06 <sup>1</sup>	Financed by the AIR

<sup>1</sup> Post-retirement benefit increases are provided by the AIR, accounted separately within each Division Trust Fund, and subject to moneys being available; therefore, liabilities related to increases for members of these benefit tiers can never exceed available assets.

All mortality assumptions are developed on a benefit-weighted basis and apply generational mortality. Note that in all categories, displayed as follows, the mortality tables are generationally projected using scale MP-2019.

	<b>Mortality Table</b>	<b>Adjustments, as Applicable</b>
Pre-Retirement	PubT-2010 Employee	N/A
Post-Retirement (Retiree), Non-Disabled	PubT-2010 Healthy Retiree	<b>Males:</b> 112% of the rates prior to age 80/ 94% of the rates age 80 and older <b>Females:</b> 83% of the rates prior to age 80/ 106% of the rates age 80 and older
Post-Retirement (Beneficiary), Non-Disabled	Pub-2010 Contingent Survivor	<b>Males:</b> 97% of the rates for all ages <b>Females:</b> 105% of the rates for all ages
Disabled	PubNS-2010 Disabled Retiree	99% of the rates for all ages

The actuarial assumptions used in the December 31, 2023, valuation were based on the 2020 experience analysis, dated October 28, 2020, for the period January 1, 2016, through December 31, 2019. Revised economic and demographic assumptions were adopted by the PERA Board on November 20, 2020.

**Gunnison Watershed School District RE-1J**  
**Notes to the Financial Statements**  
**June 30, 2025**  
**(Continued)**

**III. Detailed Notes on All Funds (continued)**

**G. Pension Liabilities, Pension Expense, and Deferred Outflows of Resources and Deferred Inflows of Resources Related to Pensions (continued)**

*Actuarial assumptions(continued)*. Based on the 2024 experience analysis, dated January 3, 2025, for the period January 1, 2020, to December 31, 2023, revised actuarial assumptions were adopted by PERA’s Board on January 17, 2025, and were effective as of December 31, 2024. The following assumptions were reflected in the roll forward calculation of the total pension liability from December 31, 2023, to December 31, 2024

Salary increases, including wage inflation: 4.00%-13.40%

Salary scale assumptions were altered to better reflect actual experience.

Rates of termination/withdrawal, retirement, and disability were revised to more closely reflect actual experience.

The estimated administrative expense as a percentage of covered payroll was increased from 0.40% to 0.45%.

The adjustments for credibility applied to the Pub-2010 mortality tables for active and retired lives, including beneficiaries, were updated based on the experience. All mortality assumptions are developed on a benefit-weighted basis. Note that in all categories, displayed as follows, the mortality tables are generationally projected using the 2024 adjusted MP-2021 projection scale.

	<b>Mortality Table</b>	<b>Adjustments, as Applicable</b>
Pre-Retirement	PubT-2010 Employee	N/A
Post-Retirement (Retiree), Non-Disabled	PubT-2010 Healthy Retiree	<b>Males:</b> 106% of the rates for all ages <b>Females:</b> 86% of the rates prior to age 85/ 115% of the rates age 85 and older
Post-Retirement (Beneficiary), Non-Disabled	Pub-2010 Contingent Survivor	<b>Males:</b> 92% of the rates for all ages <b>Females:</b> 100% of the rates for all ages
Disabled	PubNS-2010 Disabled Retiree	95% of the rates for all ages

The long-term expected return on plan assets is monitored on an ongoing basis and reviewed as part of periodic experience studies prepared every four years, and asset/liability studies, performed every three to five years for PERA. The most recent analyses were outlined in the 2024 Experience Study report dated January 3, 2025.

**Gunnison Watershed School District RE-1J**  
**Notes to the Financial Statements**  
**June 30, 2025**  
**(Continued)**

**III. Detailed Notes on All Funds (continued)**

**G. Pension Liabilities, Pension Expense, and Deferred Outflows of Resources and Deferred Inflows of Resources Related to Pensions (continued)**

*Actuarial assumptions(continued).* Several factors are considered in evaluating the long-term rate of return assumption, including long-term historical data, estimates inherent in current market data, and a log-normal distribution analysis in which best-estimate ranges of expected future real rates of return (expected return, net of investment expense and inflation) were developed for each major asset class. These ranges were combined to produce the long-term expected rate of return by weighting the expected future real rates of return by the target asset allocation percentages and then adding expected inflation.

The PERA Board first adopted the 7.25% long-term expected rate of return as of November 18, 2016. Following an asset/liability study, the Board reaffirmed the assumed rate of return at the November 15, 2019, meeting, and again at the Board's September 20, 2024, meeting. As of the most recent reaffirmation of the long-term rate of return, the target asset allocation and best estimates of geometric real rates of return for each major asset class are summarized in the table as follows:

<b>Asset Class</b>	<b>Target Allocation</b>	<b>30 Year Expected Geometric Real Rate of Return</b>
Global Equity	51.00%	5.00%
Fixed Income	23.00%	2.60%
Private Equity	10.00%	7.60%
Real Estate	10.00%	4.10%
Alternatives	6.00%	5.20%
<b>Total</b>	<b>100.00%</b>	

Note: In setting the long-term expected rate of return, projections employed to model future returns provide a range of expected long-term returns that, including expected inflation, ultimately support a long-term expected nominal rate of return assumption of 7.25%.

**Gunnison Watershed School District RE-1J**  
**Notes to the Financial Statements**  
**June 30, 2025**  
**(Continued)**

**III. Detailed Notes on All Funds (continued)**

**G. Pension Liabilities, Pension Expense, and Deferred Outflows of Resources and Deferred Inflows of Resources Related to Pensions (continued)**

*Discount rate.* The discount rate used to measure the TPL was 7.25%. The projection of cash flows used to determine the discount rate applied the actuarial cost method and assumptions shown above. In addition, the following methods and assumptions were used in the projection of cash flows:

- Total covered payroll for the initial projection year consists of the covered payroll of the active membership present on the valuation date and the covered payroll of future plan members assumed to be hired during the year. In subsequent projection years, total covered payroll was assumed to increase annually at a rate of 3.00%.
- Employee contributions were assumed to be made at the member contribution rates in effect for each year, including the scheduled increases in Senate Bill ("SB") 18-200, required adjustments resulting from the 2018 and 2020 AAP assessments. Employee contributions for future plan members were used to reduce the estimated amount of total service costs for future plan members.
- Employer contributions were assumed to be made at rates equal to the fixed statutory rates specified in law for each year, including the scheduled increase in SB 18-200, required adjustments resulting from the 2018 and 2020 AAP assessments. Employer contributions also include current and estimated future AED and SAED, until the actuarial value funding ratio reaches 103%, at which point the AED and SAED will each drop 0.50% every year until they are zero. Additionally, estimated employer contributions reflect reductions for the funding of the AIR and retiree health care benefits. For future plan members, employer contributions were further reduced by the estimated amount of total service costs for future plan members not financed by their member contributions.
- As specified in law, the State, as a nonemployer contributing entity, will provide an annual direct distribution of \$225 million (actual dollars), commencing July 1, 2018, that is proportioned between the State, School, Judicial, and DPS Division Trust Funds based upon the covered payroll of each Division. The annual direct distribution ceases when all Division Trust Funds are fully funded.
- Employer contributions and the amount of total service costs for future plan members were based upon a process to estimate future actuarially determined contributions assuming an analogous future plan member growth rate.
- The AIR balance was excluded from the initial FNP, as, per statute, AIR amounts cannot be used to pay benefits until transferred to either the retirement benefits reserve or the survivor benefits reserve, as appropriate. AIR transfers to the FNP and the subsequent AIR benefit payments were estimated and included in the projections.
- Benefit payments and contributions were assumed to be made at the middle of the year.

**Gunnison Watershed School District RE-1J**  
**Notes to the Financial Statements**  
**June 30, 2025**  
**(Continued)**

**III. Detailed Notes on All Funds (continued)**

**G. Pension Liabilities, Pension Expense, and Deferred Outflows of Resources and Deferred Inflows of Resources Related to Pensions (continued)**

Based on the above assumptions and methods, the SCHDTF's FNP was projected to be available to make all projected future benefit payments of current members. Therefore, the long-term expected rate of return of 7.25% on pension plan investments was applied to all periods of projected benefit payments to determine the TPL. The discount rate determination does not use the municipal bond index rate, and therefore, the discount rate is 7.25%. There was no change in the discount rate from the prior measurement date.

*Sensitivity of the District's proportionate share of the net pension liability to changes in the discount rate.* The following presents the proportionate share of the net pension liability calculated using the discount rate of 7.25%, as well as what the proportionate share of the net pension liability would be if it were calculated using a discount rate that is one percentage point lower (6.25%) or one percentage point higher (8.25%) than the current rate:

	1% Decrease (6.25%)	Current Discount Rate (7.25%)	1% Increase (8.25%)
Proportionate share of net pension liability	\$ 56,780,060	\$ 41,880,358	\$ 29,399,776

*Pension plan fiduciary net position.* Detailed information about the SCHDTF's FNP is available in PERA's ACFR which can be obtained at [www.copera.org/investments/pera-financial-reports](http://www.copera.org/investments/pera-financial-reports).

THE REMAINDER OF THIS PAGE IS INTENTIONALLY LEFT BLANK

**Gunnison Watershed School District RE-1J**  
**Notes to the Financial Statements**  
**June 30, 2025**  
**(Continued)**

**III. Detailed Notes on All Funds (continued)**

**H. Health Care Trust Fund Liabilities and Related Expenses, Deferred Outflows of Resources, and Deferred Inflows of Resources**

*Plan description.* Eligible employees of the District are provided with OPEB through the HCTF—a cost-sharing multiple-employer defined benefit OPEB plan administered by PERA. The HCTF is established under Title 24, Article 51, Part 12 of the C.R.S., as amended, and sets forth a framework that grants authority to the PERA Board to contract, self-insure, and authorize disbursements necessary in order to carry out the purposes of the PERACare program, including the administration of the premium subsidies. Colorado State law provisions may be amended by the Colorado General Assembly. PERA issues a publicly available ACFR that can be obtained at [www.copera.org/investments/pera-financial-reports](http://www.copera.org/investments/pera-financial-reports).

*Benefits provided.* The HCTF provides a health care premium subsidy to eligible participating PERA benefit recipients and retirees who choose to enroll in one of the PERA health care plans, however, the subsidy is not available if only enrolled in the dental and/or vision plan(s). The health care premium subsidy is based upon the benefit structure under which the member retires and the member's years of service credit. For members who retire having service credit with employers in the DPS Division and one or more of the other four Divisions (State, School, Local Government and Judicial), the premium subsidy is allocated between the HCTF and the Denver Public Schools Health Care Trust Fund ("DPS HCTF"). The basis for the amount of the premium subsidy funded by each trust fund is the percentage of the member contribution account balance from each division as it relates to the total member contribution account balance from which the retirement benefit is paid.

C.R.S. § 24-51-1202 et seq. specifies the eligibility for enrollment in the health care plans offered by PERA and the amount of the premium subsidy. The law governing a benefit recipient's eligibility for the subsidy and the amount of the subsidy differs slightly depending under which benefit structure the benefits are calculated. All benefit recipients under the PERA benefit structure and all retirees under the DPS benefit structure are eligible for a premium subsidy, if enrolled in a health care plan under PERACare. Upon the death of a DPS benefit structure retiree, no further subsidy is paid.

Enrollment in the PERACare health benefits program is voluntary and is available to benefit recipients and their eligible dependents, certain surviving spouses, and divorced spouses and guardians, among others. Eligible benefit recipients may enroll into the program upon retirement, upon the occurrence of certain life events, or on an annual basis during an open enrollment period.

*PERA Benefit Structure.* The maximum service-based premium subsidy is \$230 per month for benefit recipients who are under 65 years of age and who are not entitled to Medicare; the maximum service-based subsidy is \$115 per month for benefit recipients who are 65 years of age or older or who are under 65 years of age and entitled to Medicare. The maximum service-based subsidy, in each case, is for benefit recipients with retirement benefits based on 20 or more years of service credit. There is a 5% reduction in the subsidy for each year less than 20. The benefit recipient pays the remaining portion of the premium to the extent the subsidy does not cover the entire amount.

**Gunnison Watershed School District RE-1J**  
**Notes to the Financial Statements**  
**June 30, 2025**  
**(Continued)**

**III. Detailed Notes on All Funds (continued)**

**H. Health Care Trust Fund Liabilities and Related Expenses, Deferred Outflows of Resources, and Deferred Inflows of Resources (continued)**

For benefit recipients who have not participated in Social Security and who are not otherwise eligible for premium-free Medicare Part A for hospital-related services, C.R.S. § 24-51-1206(4) provides an additional subsidy. According to the statute, PERA cannot charge premiums to benefit recipients without Medicare Part A that are greater than premiums charged to benefit recipients with Part A for the same plan option, coverage level, and service credit. Currently, for each individual PERACare enrollee, the total premium for Medicare coverage is determined assuming plan participants have both Medicare Part A and Part B and the difference in premium cost is paid by the HCTF or the DPS HCTF on behalf of benefit recipients not covered by Medicare Part A.

*DPS Benefit Structure.* The maximum service-based premium subsidy is \$230 per month for retirees who are under 65 years of age and who are not entitled to Medicare; the maximum service-based subsidy is \$115 per month for retirees who are 65 years of age or older or who are under 65 years of age and entitled to Medicare. The maximum service-based subsidy, in each case, is for retirees with retirement benefits based on 20 or more years of service credit. There is a 5% reduction in the subsidy for each year less than 20. The retiree pays the remaining portion of the premium to the extent the subsidy does not cover the entire amount.

For retirees who have not participated in Social Security and who are not otherwise eligible for premium-free Medicare Part A for hospital-related services, the HCTF or the DPS HCTF pays an alternate service-based premium subsidy. Each individual retiree meeting these conditions receives the maximum \$230 per month subsidy reduced appropriately for service less than 20 years, as described above. Retirees who do not have Medicare Part A pay the difference between the total premium and the monthly subsidy.

*Contributions.* Pursuant to Title 24, Article 51, Section 208(1) (f) of the C.R.S., as amended, certain contributions are apportioned to the HCTF. PERA-affiliated employers of the State, School, Local Government, and Judicial Divisions are required to contribute at a rate of 1.02% of PERA-includable salary into the HCTF.

Employer contributions are recognized by the HCTF in the period in which the compensation becomes payable to the member and the District is statutorily committed to pay the contributions. Employer contributions recognized by the HCTF from the District were \$196,107 for the year ended June 30, 2025.

At June 30, 2025, the District reported a liability of \$743,075 for its proportionate share of the net OPEB liability. The net OPEB liability for the HCTF was measured as of December 31, 2024, and the total OPEB liability ("TOL") used to calculate the net OPEB liability was determined by an actuarial valuation as of December 31, 2023. Standard update procedures were used to roll-forward the TOL to December 31, 2024. The District's proportion of the net OPEB liability was based on the District's contributions to the HCTF for the calendar year 2024 relative to the total contributions of participating employers to the HCTF.

**Gunnison Watershed School District RE-1J**  
**Notes to the Financial Statements**  
**June 30, 2025**  
**(Continued)**

**III. Detailed Notes on All Funds (continued)**

**H. Health Care Trust Fund Liabilities and Related Expenses, Deferred Outflows of Resources, and Deferred Inflows of Resources (continued)**

At December 31, 2024, the District proportion was 0.1554%, which was an increase of 0.0042% from its proportion measured as of December 31, 2023.

For the year ended June 30, 2025, the District recognized OPEB revenue of \$235,985. At June 30, 2025, the District reported deferred outflows of resources and deferred inflows of resources related to OPEB from the following sources:

	<b>Deferred Outflows of Resources</b>	<b>Deferred Inflows of Resources</b>
Difference between expenses and actual experience	-	163,908
Changes in actuarial assumptions	8,521	237,524
Changes in proportionate share of contributions	108,744	-
Net difference between projected and actual earnings on plan investments	2,519	-
Contributions subsequent to measurement date	100,603	-
	220,387	401,432

\$100,603 reported as deferred outflows of resources related to OPEB, resulting from contributions subsequent to the measurement date, will be recognized as a reduction of the net OPEB liability in the year ended June 30, 2025. Other amounts reported as deferred outflows of resources and deferred inflows of resources related to OPEB will be recognized in OPEB expense as follows:

<b>Year Ended June 30,</b>	<b>Amortization</b>
2026	(79,291)
2027	(39,324)
2028	(72,027)
2029	(43,118)
2030	(30,157)
Thereafter	(17,731)
	(281,648)

**Gunnison Watershed School District RE-1J**  
**Notes to the Financial Statements**  
**June 30, 2025**  
**(Continued)**

**III. Detailed Notes on All Funds (continued)**

**H. Health Care Trust Fund Liabilities and Related Expenses, Deferred Outflows of Resources, and Deferred Inflows of Resources (continued)**

*Actuarial assumptions.* The December 31, 2023, actuarial valuation used the following actuarial cost method and key actuarial assumptions and other inputs:

	State Division	School Division	Local Government Division	Judicial Division
Actuarial cost method			Entry age	
Price inflation			2.30%	
Real wage growth			0.70%	
Wage inflation			3.00%	
Salary increases, including wage inflation				
Members other than Safety Officers	3.30%-10.90%	3.40%-11.00%	3.20%-11.30%	2.80%-5.30%
Safety Officers	3.20%-12.40%	N/A	3.20%-12.40%	N/A
Long-term investment rate of return, net of OPEB plan investment expenses, including price inflation			7.25%	
Discount rate			7.25%	
Health care cost trend rates				
PERA benefit structure:				
Service-based premium subsidy			0.00%	
PERACare Medicare plans			16.00% in 2024, then 6.75% in 2025, gradually decreasing to 4.50% in 2034	
MAPD PPO #2			105.00% in 2024, then 8.55% in 2025, gradually decreasing to 4.50% in 2034	
Medicare Part A premiums			3.50% in 2024, gradually increasing to 4.50% in 2033	
DPS benefit structure:				
Service-based premium subsidy			0.00%	
PERACare Medicare plans			N/A	
Medicare Part A premiums			N/A	

**Gunnison Watershed School District RE-1J**  
**Notes to the Financial Statements**  
**June 30, 2025**  
**(Continued)**

**III. Detailed Notes on All Funds (continued)**

**H. Health Care Trust Fund Liabilities and Related Expenses, Deferred Outflows of Resources, and Deferred Inflows of Resources (continued)**

*Actuarial assumptions (continued):* As of the December 31, 2024, measurement date, the FNP and related disclosure components for the HCTF reflect additional payments related to the disaffiliation of Tri-County Health Department (Tri-County Health) as a PERA-affiliated employer, effective December 31, 2022. The additional employer disaffiliation payment allocations to the HCTF and Local Government Division Trust Fund were \$0.020 million and \$0.486 million, respectively

Each year the per capita health care costs are developed by plan option; currently based on 2023 premium rates for the UnitedHealthcare Medicare Advantage Prescription Drug (MAPD) PPO plan #1, the UnitedHealthcare MAPD PPO plan #2, and the Kaiser Permanente MAPD HMO plan. Actuarial morbidity factors are then applied to estimate individual retiree and spouse costs by age, gender, and health care cost trend. This approach applies for all members and is adjusted accordingly for those not eligible for premium-free Medicare Part A for the PERA benefit structure.

**Age-Related Morbidity Assumptions**

<b>Participant Age</b>	<b>Annual Increase (Male)</b>	<b>Annual Increase (Female)</b>
65-68	2.2%	2.3%
69	2.8%	2.2%
70	2.7%	1.6%
71	3.1%	0.5%
72	2.3%	0.7%
73	1.2%	0.8%
74	0.9%	1.5%
75-85	0.9%	1.3%
86 and older	0.0%	0.0%

<b>Sample Age</b>	<b>MAPD PPO #1 with Medicare Part A</b>		<b>MAPD PPO #2 with Medicare Part A</b>		<b>MAPD HMO (Kaiser) with Medicare Part A</b>	
	<b>Retiree/Spouse</b>		<b>Retiree/Spouse</b>		<b>Retiree/Spouse</b>	
	<b>Male</b>	<b>Female</b>	<b>Male</b>	<b>Female</b>	<b>Male</b>	<b>Female</b>
65	\$1,710	\$1,420	\$585	\$486	\$1,897	\$1,575
70	\$1,921	\$1,589	\$657	\$544	\$2,130	\$1,763
75	\$2,122	\$1,670	\$726	\$571	\$2,353	\$1,853

<b>Sample Age</b>	<b>MAPD PPO #1 without Medicare Part A</b>		<b>MAPD PPO #2 without Medicare Part A</b>		<b>MAPD HMO (Kaiser) without Medicare Part A</b>	
	<b>Retiree/Spouse</b>		<b>Retiree/Spouse</b>		<b>Retiree/Spouse</b>	
	<b>Male</b>	<b>Female</b>	<b>Male</b>	<b>Female</b>	<b>Male</b>	<b>Female</b>
65	\$6,536	\$5,429	\$4,241	\$3,523	\$7,063	\$5,866
70	\$7,341	\$6,073	\$4,764	\$3,941	\$7,933	\$6,563
75	\$8,110	\$6,385	\$5,262	\$4,143	\$8,763	\$6,900

**Gunnison Watershed School District RE-1J**  
**Notes to the Financial Statements**  
**June 30, 2025**  
**(Continued)**

**III. Detailed Notes on All Funds (continued)**

**H. Health Care Trust Fund Liabilities and Related Expenses, Deferred Outflows of Resources, and Deferred Inflows of Resources (continued)**

*Actuarial assumptions* (continued): The 2024 Medicare Part A premium is \$505 (actual dollars) per month.

All costs are subject to the health care cost trend rates, discussed as follows.

Health care cost trend rates reflect the change in per capita health costs over time due to factors such as medical inflation, utilization, plan design, and technology improvements. For the PERA benefit structure, health care cost trend rates are needed to project the future costs associated with providing benefits to those PERACare enrollees not eligible for premium-free Medicare Part A.

Health care cost trend rates for the PERA benefit structure are based on published annual health care inflation surveys in conjunction with actual plan experience (if credible), building block models and industry methods developed by health plan actuaries and administrators. In addition, projected trends for the Federal Hospital Insurance Trust Fund (Medicare Part A premiums) provided by the Centers for Medicare & Medicaid Services are referenced in the development of these rates. Effective December 31, 2022, the health care cost trend rates for Medicare Part A premiums were revised to reflect the current expectation of future increases in rates of inflation applicable to Medicare Part A premiums.

The PERA benefit structure health care cost trend rates used to measure the TOL are summarized in the table below:

<b>Year</b>	<b>PERACare Medicare Plans<sup>1</sup></b>	<b>MAPD PPO #21</b>	<b>Medicare Part A Premiums</b>
2024	16.00%	105.00%	3.50%
2025	6.75%	8.55%	3.75%
2026	6.50%	8.10%	3.75%
2027	6.25%	7.65%	4.00%
2028	6.00%	7.20%	4.00%
2029	5.75%	6.75%	4.25%
2030	5.50%	6.30%	4.25%
2031	5.25%	5.85%	4.25%
2032	5.00%	5.40%	4.25%
2033	4.75%	4.95%	4.50%
2034+	4.50%	4.50%	4.50%

<sup>1</sup> Increase in 2024 trend rates due to the effect of the Inflation Reduction Act.

Mortality assumptions used in the December 31, 2023, valuation for the Division Trust Funds as shown in the following table, reflect generational mortality and were applied, as applicable, in the December 31, 2023, valuation for the HCTF, but developed using a headcount-weighted basis. Note that in all categories, displayed as follows, the mortality tables are generationally projected using scale MP-2019. Affiliated employers of the State, School, Local Government, and Judicial Divisions participate in the HCTF.

**Gunnison Watershed School District RE-1J**  
**Notes to the Financial Statements**  
**June 30, 2025**  
**(Continued)**

**III. Detailed Notes on All Funds (continued)**

**H. Health Care Trust Fund Liabilities and Related Expenses, Deferred Outflows of Resources, and Deferred Inflows of Resources (continued)**

*Actuarial assumptions (continued):*

<b>Pre-Retirement</b>	<b>Mortality Table</b>	<b>Adjustments, as Applicable</b>
State and Local Government Divisions (members other than Safety Officers)	PubG-2010 Employee	N/A
Safety Officers	PubS-2010 Employee	N/A
School Division	PubT-2010 Employee	N/A
Judicial Division	PubG-2010(A) Above-Median Employee	N/A
<b>Post-Retirement (Retiree), Non-Disabled</b>	<b>Mortality Table</b>	<b>Adjustments, as Applicable</b>
State and Local Government Divisions (members other than Safety Officers)	PubG-2010 Healthy Retiree	<b>Males:</b> 94% of the rates prior to age 80/ 90% of the rates age 80 and older <b>Females:</b> 87% of the rates prior to age 80/ 107% of the rates age 80 and older
Safety Officers	PubS-2010 Healthy Retiree	N/A
School Division	PubT-2010 Healthy Retiree	<b>Males:</b> 112% of the rates prior to age 80/ 94% of the rates age 80 and older <b>Females:</b> 83% of the rates prior to age 80/ 106% of the rates age 80 and older
Judicial Division	PubG-2010(A) Above-Median Healthy Retiree	N/A
<b>Post-Retirement (Beneficiary), Non-Disabled</b>	<b>Mortality Table</b>	<b>Adjustments, as Applicable</b>
All Beneficiaries	Pub-2010 Contingent Survivor	<b>Males:</b> 97% of the rates for all ages <b>Females:</b> 105% of the rates for all ages
<b>Disabled</b>	<b>Mortality Table</b>	<b>Adjustments, as Applicable</b>
Members other than Safety Officers	PubNS-2010 Disabled Retiree	99% of the rates for all ages
Safety Officers	PubS-2010 Disabled Retiree	N/A

**Gunnison Watershed School District RE-1J**  
**Notes to the Financial Statements**  
**June 30, 2025**  
**(Continued)**

**III. Detailed Notes on All Funds (continued)**

**H. Health Care Trust Fund Liabilities and Related Expenses, Deferred Outflows of Resources, and Deferred Inflows of Resources (continued)**

*Actuarial assumptions* (continued): The following health care costs assumptions were updated and used in the roll-forward calculation for the HCTF:

- Per capita health care costs in effect as of the December 31, 2023, valuation date for those PERACare enrollees under the PERA benefit structure who are expected to be age 65 and older and are not eligible for premium-free Medicare Part A benefits were updated to reflect costs for the 2024 plan year.
- The health care cost trend rates applicable to health care premiums were revised to reflect the current expectation of future increases in those premiums. A separate trend rate assumption set was added for MAPD PPO #2 as the first-year rate is still below the maximum subsidy and also the assumption set reflects the estimated impact of the Inflation Reduction Act for that plan option.
- The Medicare health care plan election rate assumptions were updated effective as of the December 31, 2023, valuation date based on an experience analysis of recent data.

The actuarial assumptions used in the December 31, 2023, valuations were based on the 2020 experience analysis, dated October 28, 2020, and November 4, 2020, for the period January 1, 2016, through December 31, 2019. Revised economic and demographic assumptions were adopted by PERA's Board on November 20, 2020.

Based on the 2024 experience analysis, dated January 3, 2025, for the period January 1, 2020, to December 31, 2023, revised actuarial assumptions were adopted by PERA's Board on January 17, 2025, and were effective as of December 31, 2024. The following assumptions were reflected in the roll forward calculation of the total OPEB liability from December 31, 2023, to December 31, 2024.

	State Division	School Division	Local Government Division	Judicial Division
Salary increases, including wage inflation:				
Members other than Safety Officers	2.70%-13.30%	4.00%-13.40%	3.40%-13.00%	2.30%-4.70%
Safety Officers	3.20%-16.30%	N/A	3.20%-16.30%	N/A

The following health care costs assumptions were used in the roll forward calculation for the HCTF:

- Salary scale assumptions were altered to better reflect actual experience.
- Rates of termination/withdrawal, retirement, and disability were revised to more closely reflect actual experience.
- Participation rates were reduced.
- MAPD premium costs are no longer age graded

Plan	With Medicare Part A	Without Medicare Part A
MAPD PPO #1	\$1,824	\$6,972
MAPD PPO #2	624	4,524
MAPD HMO (Kaiser)	2,040	7,596

**Gunnison Watershed School District RE-1J**  
**Notes to the Financial Statements**  
**June 30, 2025**  
**(Continued)**

**III. Detailed Notes on All Funds (continued)**

**H. Health Care Trust Fund Liabilities and Related Expenses, Deferred Outflows of Resources, and Deferred Inflows of Resources (continued)**

*Actuarial assumptions* (continued): The adjustments for credibility applied to the Pub-2010 mortality tables for active and retired lives, including beneficiaries, were updated based on the experience. Note that in all categories, the mortality tables are generationally projected using the 2024 adjusted MP-2021 project scale. These assumptions updated for the Division Trust Funds, were also applied in the roll forward calculations for the HCTF using a headcount-weighted basis. Affiliated employers of the State, School, Local Government, and Judicial Divisions participate in the HCTF.

<b>Pre-Retirement</b>	<b>Mortality Table</b>	<b>Adjustments, as Applicable</b>
State and Local Government Divisions (members other than Safety Officers)	PubG-2010 Employee	N/A
Safety Officers	PubS-2010 Employee	N/A
School Division	PubT-2010 Employee	N/A
Judicial Division	PubG-2010(A) Above-Median Employee	N/A
<b>Post-Retirement (Retiree), Non-Disabled</b>	<b>Mortality Table</b>	<b>Adjustments, as Applicable</b>
State and Local Government Divisions (members other than Safety Officers)	PubG-2010 Healthy Retiree	<b>Males:</b> 90% of the rates for all ages <b>Females:</b> 85% of the rates prior to age 85/ 105% of the rates age 85 and older
Safety Officers	PubS-2010 Healthy Retiree	N/A
School Division	PubT-2010 Healthy Retiree	<b>Males:</b> 106% of the rates for all ages <b>Females:</b> 86% of the rates prior to age 85/ 115% of the rates age 85 and older
Judicial Division	PubG-2010(A) Above-Median Healthy Retiree	N/A
<b>Post-Retirement (Beneficiary), Non-Disabled</b>	<b>Mortality Table</b>	<b>Adjustments, as Applicable</b>
All Beneficiaries	Pub-2010 Contingent Survivor	<b>Males:</b> 92% of the rates for all ages <b>Females:</b> 100% of the rates for all ages
<b>Disabled</b>	<b>Mortality Table</b>	<b>Adjustments, as Applicable</b>
Members other than Safety Officers	PubNS-2010 Disabled Retiree	95% of the rates for all ages
Safety Officers	PubS-2010 Disabled Retiree	N/A

**Gunnison Watershed School District RE-1J**  
**Notes to the Financial Statements**  
**June 30, 2025**  
**(Continued)**

**III. Detailed Notes on All Funds (continued)**

**H. Health Care Trust Fund Liabilities and Related Expenses, Deferred Outflows of Resources, and Deferred Inflows of Resources (continued)**

*Actuarial assumptions* (continued): The actuarial assumptions pertaining to per capita health care costs and their related trend rates are analyzed annually and updated, as appropriate, by the PERA Board's actuary

The long-term expected return on plan assets is monitored on an ongoing basis and reviewed as part of periodic experience plan studies prepared every four years, and asset/liability studies, performed every three to five years for PERA. The most recent analyses were outlined in the 2024 Experience Study report dated January 3, 2025.

Several factors are considered in evaluating the long-term rate of return assumption, including long-term historical data, estimates inherent in current market data, and a log-normal distribution analysis in which best-estimate ranges of expected future real rates of return (expected return, net of investment expense and inflation) were developed for each major asset class. These ranges were combined to produce the long-term expected rate of return by weighting the expected future real rates of return by the target asset allocation percentages and then adding expected inflation.

The PERA Board first adopted the 7.25% long-term expected rate of return as of November 18, 2016. Following an asset/liability study, the Board reaffirmed the assumed rate of return at the November 15, 2019, meeting, and again at the Board's September 20, 2024, meeting. As of the most recent reaffirmation of the long-term rate of return, the target asset allocation and best estimates of geometric real rates of return for each major asset class are summarized in the table as follows:

<b>Asset Class</b>	<b>Target Allocation</b>	<b>30 Year Expected Geometric Real Rate of Return</b>
Global Equity	51.00%	5.00%
Fixed Income	23.00%	2.60%
Private Equity	10.00%	7.60%
Real Estate	10.00%	4.10%
Alternatives	6.00%	5.20%
<b>Total</b>	<b>100.00%</b>	

Note: In setting the long-term expected rate of return, projections employed to model future returns provide a range of expected long-term returns that, including expected inflation, ultimately support a long-term expected nominal rate of return assumption of 7.25%.

**Gunnison Watershed School District RE-1J**  
**Notes to the Financial Statements**  
**June 30, 2025**  
**(Continued)**

**III. Detailed Notes on All Funds (continued)**

**H. Health Care Trust Fund Liabilities and Related Expenses, Deferred Outflows of Resources, and Deferred Inflows of Resources (continued)**

*Sensitivity of the District proportionate share of the net OPEB liability to changes in the Health Care Cost Trend Rates.* The following presents the net OPEB liability using the current health care cost trend rates applicable to the PERA benefit structure, as well as if it were calculated using health care cost trend rates that are one percentage point lower or one percentage point higher than the current rates:

	<u>1% Decrease in Trend Rates</u>	<u>Current Trend Rates</u>	<u>1% Increase in Trend Rates</u>
Initial PERACare Medicare trend rate*	5.75%	6.75%	7.75%
Ultimate PERACare Medicare trend rate	3.50%	4.50%	5.50%
Initial MAPD PPO#2 trend rate*	7.55%	8.55%	9.55%
Ultimate MAPD PPO#2 trend rate	3.50%	4.50%	5.50%
Initial Medicare Part A trend rate*	2.75%	3.75%	4.75%
Ultimate Medicare Part A trend rate	3.50%	4.50%	5.50%
Proportionate Share of Net OPEB Liability	\$ 723,055	\$ 743,075	\$ 765,733

\*For the January 1, 2025, plan year.

*Discount rate.* The discount rate used to measure the TOL was 7.25%. The projection of cash flows used to determine the discount rate applied the actuarial cost method and assumptions shown above. In addition, the following methods and assumptions were used in the projection of cash flows:

- Updated health care cost trend rates for Medicare Part A premiums as of the December 31, 2024, measurement date.
- Total covered payroll for the initial projection year consists of the covered payroll of the active membership present on the valuation date and the covered payroll of future plan members assumed to be hired during the year. In subsequent projection years, total covered payroll was assumed to increase annually at a rate of 3.00%.
- Employer contributions were assumed to be made at rates equal to the fixed statutory rates specified in law and effective as of the measurement date.
- Employer contributions and the amount of total service costs for future plan members were based upon a process to estimate future actuarially determined contributions assuming an analogous future plan member growth rate.
- Estimated transfers of dollars into the HCTF representing a portion of purchase service agreements intended to cover the costs associated with OPEB benefits.
- Benefit payments and contributions were assumed to be made at the middle of the year.
- As of the December 31, 2024, measurement date, the FNP and related disclosure components for the HCTF reflect additional payments related to the disaffiliation of Tri-County Health as a PERA-affiliated employer, effective December 31, 2022. The additional employer disaffiliation payment allocations to the HCTF and Local Government Division Trust Fund were \$0.020 million and \$0.486 million, respectively.

**Gunnison Watershed School District RE-1J**  
**Notes to the Financial Statements**  
**June 30, 2025**  
**(Continued)**

**III. Detailed Notes on All Funds (continued)**

**H. Health Care Trust Fund Liabilities and Related Expenses, Deferred Outflows of Resources, and Deferred Inflows of Resources (continued)**

*Discount rate (continued):* Based on the above assumptions and methods, the HCTF's FNP was projected to be available to make all projected future benefit payments of current members. Therefore, the long-term expected rate of return of 7.25% on OPEB plan investments was applied to all periods of projected benefit payments to determine the TOL. The discount rate determination does not use the municipal bond index rate, and therefore, the discount rate is 7.25%. There was no change in the discount rate from the prior measurement date.

*Sensitivity of the District's proportionate share of the net OPEB liability to changes in the discount rate.* The following presents the proportionate share of the net OPEB liability calculated using the discount rate of 7.25%, as well as what the proportionate share of the net OPEB liability would be if it were calculated using a discount rate that is one-percentage-point lower (6.25%) or one-percentage-point higher (8.25%) than the current rate:

	<b>1% Decrease (6.25%)</b>	<b>Current Discount Rate (7.25%)</b>	<b>1% Increase (8.25%)</b>
Proportionate Share of Net OPEB Liability	\$ 910,650	\$ 743,075	\$ 598,605

*OPEB plan fiduciary net position.* Detailed information about the HCTF's FNP is available in PERA's ACFR which can be obtained at [www.copera.org/investments/pera-financial-reports](http://www.copera.org/investments/pera-financial-reports).

THE REMAINDER OF THIS PAGE INTENTIONALLY LEFT BLANK

**Gunnison Watershed School District RE-1J**  
**Notes to the Financial Statements**  
**June 30, 2025**  
**(Continued)**

**IV. Other Information**

**A. Defined Contribution Pension Plan**

*Plan Description.* Employees of the District that are also members of the SCHDTF may voluntarily contribute to the Voluntary Investment Program, an Internal Revenue Code Section 401(k) defined contribution plan administered by PERA. Title 24, Article 51, Part 14 of the C.R.S., as amended, assigns the authority to establish the Plan provisions to the PERA Board of Trustees. PERA issues a publicly available ACFR which includes additional information on the Voluntary Investment Program. That report can be obtained at [www.copera.org/investments/pera-financial-reports](http://www.copera.org/investments/pera-financial-reports).

*Funding Policy.* The Voluntary Investment Program is funded by voluntary member contributions up to the maximum limits set by the Internal Revenue Service, as established under Title 24, Article 51, Section 1402 of the C.R.S., as amended. The District does not currently match employee contributions to the Voluntary Investment Program; the District has one employee which was grandfathered in under the previous policy, which was for the District to contribute \$176 per month into an employee's retirement account. Employees are immediately vested in their own contributions, employer contributions and investment earnings. For the year ended June 30, 2025, program members contributed \$203,910 and the District recognized pension expense of \$2,112 for the Voluntary Investment Program.

**B. 403(b) Defined Contribution Pension Plan**

*Plan Description.* The District offers participation in an independent 403(b) retirement savings plan. All employees are eligible except student teachers. Contribution limits are set by the IRS. The District contracts with American Fidelity Insurance Company ("AFPlanServ") as Plan Administrator. The District makes minimal contributions to the plan for a limited segment of grandfathered employees.

**C. 457(b) Deferred Compensation Plan**

*Plan Description.* The District has a deferred compensation plan created in accordance with IRC Section 457 for employees working 30 hours or more per week. This plan is administered by Waddell & Reed. Participation in the plan is optional. Contribution limits are set by the IRS. The District makes minimal contributions to the plan for limited segment of grandfathered employees.

**D. Risk Management**

*Risk of Loss:* The District is exposed to various risks of loss related to workers' compensation, general liability, unemployment, torts, theft of, damage to, and destruction of assets, and error and omissions. The District carries commercial coverage for these risks and claims and does not expect claims to exceed their coverage. For the last three years, settled claims have not exceeded commercial insurance coverage, nor has there been any reduction in insurance coverage.

*Pupil Counts:* Each year the District submits data regarding pupil counts to the Colorado Department of Education (CDE). The purpose of this data collection is to obtain required student level data as provided for by state statute(s), including information regarding students' funding eligibility as outlined in the Public School Finance Act of 1994 (22-54-101, C.R.S.).

**Gunnison Watershed School District RE-1J**  
**Notes to the Financial Statements**  
**June 30, 2025**  
**(Continued)**

**IV. Other Information (continued)**

**D. Risk Management (continued)**

The Student October Count is based on a one (1) day membership count in which districts are asked to report all students who are actively enrolled and attending classes through their district on that date. In an effort to ensure accurate reporting of those data fields associated with student funding, CDE conducts periodic compliance audits of each district's student October count data. This data not only determine per pupil funding, but also at risk and English Language Proficiency Act (ELPA) funding. CDE audits districts every one to four years, the frequency of which is determined by a number of factors including, but not limited to, the size and location of the district, as well as issues or concerns that might have arisen from prior audits.

The District believes its pupil count information is accurate and any adjustment would not be material.

*Self-Insurance Fund:* The District also offers health insurance to certain employees through the District's self-funded health plan with excess coverage underwritten by a commercial carrier. The District accumulates resources to pay health insurance costs but carries a stop loss policy for individuals for \$100,000 and an aggregate stop loss maximum exposure of \$3,378,125. Liabilities for retained risk claims are reported when it is probable that a loss has occurred and the amount of the loss can be reasonably estimated. Liabilities include an amount for claims that have been incurred but not reported ("IBNR").

The following is a summary of the changes in the balances of claims liabilities during 2025 and 2024:

	<b>2025</b>	<b>2024</b>
Unpaid claims, beginning	\$ 210,499	\$ 110,041
New claims incurred	2,957,738	3,383,927
Claim payments	(2,985,267)	(3,283,469)
Unpaid claims, ending	\$ 182,970	\$ 210,499

**E. Construction Commitments**

At June 30, 2025, the District had the following construction commitments:

<b>Project</b>	<b>Vendor</b>	<b>Contract Commitment</b>	<b>Completed</b>	<b>Remaining</b>
Bond Renovation - Lake	FCI Constructors	\$ 4,451,513	\$ 2,442,092	\$ 2,009,421
Bond Renovation - GCS	FCI Constructors	24,398,068	15,785,449	8,612,619
Bond Renovation - GHS	FCI Constructors	4,684,784	2,058,252	2,626,532
Bond Renovation - Pathways	FCI Constructors	14,730,956	11,637,619	3,093,337
Bond Renovation - CBCS	FCI Constructors	55,862,054	22,334,375	33,527,679
<b>Total Bond Renovations:</b>		\$ 104,127,375	\$ 54,257,787	\$ 49,869,588

**Gunnison Watershed School District RE-1J**  
**Notes to the Financial Statements**  
**June 30, 2025**  
**(Continued)**

**IV. Other Information (continued)**

**F. Contingencies**

**1. Legal Claims**

During the normal course of business, the District incurs claims and other assertions against it from various agencies and individuals. Management of the District and their legal representatives feel none of these claims or assertions are significant enough that they would materially affect the fairness of the presentation of the financial statements at June 30, 2025.

**2. Federal Programs**

Funds received from Federal grants are subject to audit and disallowance of ineligible cost. Management of the District feels any potential questioned or disallowed costs or liability arising from the Federal program audits would not materially affect the fairness of the presentation of the financial statements at June 30, 2025.

**3. State Programs**

The District receives payment for State equalization, State transportation and various other State revenues to fund programs. These grants and programs are subject to audit and may result in the District either refunding amounts due for overpayment or receiving additional revenue for underpayment by the State.

These adjustments can be material. The amount of these adjustments cannot be estimated or determined as of the date of these financial statements.

**G. Colorado Department of Education Financing – Interest Free Loan Program**

The Colorado Department of Education allows school districts to borrow funds up to the next year's estimated property tax collections for the specific district to cover operating expenditures. The program was established to assist districts who receive the majority of their program funding through local property taxes. Most property tax revenues are not received by school districts until the last four months of the fiscal year resulting in a cash flow deficit. The loans are repaid to the State as property taxes are collected.

In the fiscal year 2025, the District did not obtain any financing from the State of Colorado in order to meet the District's obligations.

**H. Intergovernmental Agreement with the Town of Crested Butte**

On September 17, 2019 the District entered into an intergovernmental agreement with the Town of Crested Butte. The parties agreed upon terms and conditions for the ongoing maintenance and coordinated joint use of School Facilities, Town Facilities, and the School Parking Lot, as defined in the agreement. The term of the agreement is ten years, with a joint review of the terms of the agreement by both parties every five years.

**Gunnison Watershed School District RE-1J**  
**Notes to the Financial Statements**  
**June 30, 2025**  
**(Continued)**

**IV. Other Information (continued)**

**I. Implementation of New Accounting Standard**

Effective July 1, 2024, the District implemented Governmental Accounting Standards Board Statement No. 101, *Compensated Absences* ("GASB 101"). GASB 101 requires governments to recognize a liability for all forms of compensated absences, including those that are not paid upon an employee's separation from service, such as sick leave. GASB 101 requires governments to estimate the compensated absence liability based on historical data regarding the accumulation and forfeiture of leave balances rather than solely on termination payouts. GASB 101 was applied to all periods presented in the financials with no restatement necessary to beginning net position.

**J. Subsequent Events**

In Fiscal Year 2026, the District engaged an outside consultant to perform an additional arbitrage rebate study related to its 2023 G.O. Debt issuance. The arbitrage study was completed in December 2025, and the District's total arbitrage rebate liability increased to \$5,032,209 through December 1, 2025. Payment of the arbitrage rebate liability is not due until late 2027.

Gunnison Watershed School District RE-1J

Required Supplementary Information



**Gunnison Watershed School District RE-1J**  
**General Fund**  
**Schedule of Revenues, Expenditures, and Changes in**  
**Fund Balances - Budget and Actual (GAAP Basis)**  
**For the Year Ended June 30, 2025**  
**(With Comparative Actual Amounts for 2024)**

	2025			Variance with Final Budget- Positive (Negative)	2024
	Budgeted Amounts		Actual Amounts		Actual Amounts
	Original	Final			
<b>REVENUES</b>					
Taxes:					
Property taxes levied for general purposes	19,434,773	17,686,366	17,597,563	(88,803)	17,436,279
Specific ownership taxes	1,450,000	1,568,000	1,631,677	63,677	1,529,225
Federal income	1,547,085	1,519,448	1,533,233	13,785	2,086,608
State income	5,741,593	7,673,598	7,413,711	(259,887)	5,812,422
Investment income	825,000	825,000	766,674	(58,326)	883,261
Other	580,900	667,900	766,852	98,952	653,879
Total revenues	<u>29,579,351</u>	<u>29,940,312</u>	<u>29,709,710</u>	<u>(230,602)</u>	<u>28,401,674</u>
<b>EXPENDITURES</b>					
Direct instruction	16,869,438	16,806,174	16,065,628	740,546	15,816,026
Indirect instruction	3,906,156	4,240,448	3,965,866	274,582	3,517,135
General administration	3,142,517	3,262,091	3,364,722	(102,631)	2,789,148
Support services	1,403,088	1,393,560	1,345,328	48,232	1,277,245
Custodial and maintenance	2,574,645	2,544,295	2,486,648	57,647	2,497,780
Transportation	1,008,486	1,084,375	1,061,229	23,146	967,760
Community service	1,000	1,000	4,159	(3,159)	1,161
Capital outlay	288,965	299,844	482,065	(182,221)	230,721
Principal retirement	-	-	2,020	(2,020)	-
Interest and fiscal charges	-	-	1,242	(1,242)	-
Total expenditures	<u>29,194,295</u>	<u>29,631,787</u>	<u>28,778,907</u>	<u>852,880</u>	<u>27,096,976</u>
<b>EXCESS (DEFICIENCY) OF REVENUES OVER EXPENDITURES</b>	<u>385,056</u>	<u>308,525</u>	<u>930,803</u>	<u>622,278</u>	<u>1,304,698</u>
<b>OTHER FINANCING SOURCES (USES)</b>					
Lease and SBITA purchase proceeds	-	-	13,637	13,637	-
Sale of capital assets	-	-	1,000	1,000	2,000
Transfers in (out)	(905,000)	(870,000)	(965,000)	(95,000)	(1,550,000)
Total other financing sources (uses)	<u>(905,000)</u>	<u>(870,000)</u>	<u>(950,363)</u>	<u>(80,363)</u>	<u>(1,548,000)</u>
<b>NET CHANGE IN FUND BALANCE - BUDGET BASIS</b>	<u>(519,944)</u>	<u>(561,475)</u>	<u>(19,560)</u>	<u>541,915</u>	<u>(243,302)</u>
<b>Reconciliation to GAAP Basis:</b>					
Pension direct distribution - Special funding			343,315		74,650
Pension expense - Special funding			(343,315)		(74,650)
<b>Excess (Deficiency) of Revenues and Other Financing Sources Over Expenditures and Other Financing (Uses) - GAAP Basis</b>			<u>(19,560)</u>		<u>(243,302)</u>
<b>NET CHANGE IN FUND BALANCES</b>	<u>(519,944)</u>	<u>(561,475)</u>	<u>(19,560)</u>	<u>541,915</u>	<u>(243,302)</u>
<b>FUNDS BALANCES, BEGINNING</b>			<u>9,655,444</u>		<u>9,898,746</u>
<b>FUND BALANCES, ENDING</b>			<u>9,635,884</u>		<u>9,655,444</u>

The accompanying notes are an integral part of these financial statements.

**GUNNISON WATERSHED SCHOOL DISTRICT RE-1J**  
**Food Services Fund**  
**Schedule of Revenues, Expenditures and Changes in Net Position**  
**Budget and Actual (GAAP Basis)**  
**For the Year Ended June 30, 2025**  
**(With Comparative Actual Amounts for 2024)**

	<b>2025</b>			<b>Variance with Final Budget- Positive (Negative)</b>	<b>2024</b>
	<b>Budgeted Amounts</b>		<b>Actual Amounts</b>		<b>Actual Amounts</b>
	<b>Original</b>	<b>Final</b>			
<b>REVENUES</b>					
Food sales	11,300	11,300	16,719	5,419	18,214
Federal aid:					
Federal government meal reimbursement	324,000	363,000	342,027	(20,973)	372,777
USDA Commodity contribution	43,231	43,231	74,373	31,142	37,075
Other	8,000	8,000	16,199	8,199	65,373
State reimbursement	384,500	432,500	528,878	96,378	439,286
Total revenues	<u>771,031</u>	<u>858,031</u>	<u>978,196</u>	<u>120,165</u>	<u>932,725</u>
<b>EXPENDITURES</b>					
Salaries and employee benefits	781,021	783,021	835,677	(52,656)	722,145
Purchased services	15,000	15,000	12,303	2,697	1,575
Supplies	129,000	144,000	128,869	15,131	136,811
Food costs:					
Purchased food	481,981	509,981	435,940	74,041	449,461
Donated commodities	-	-	74,373	(74,373)	37,075
Capital outlay	7,500	27,500	8,086	19,414	36,951
Total expenditures	<u>1,414,502</u>	<u>1,479,502</u>	<u>1,495,248</u>	<u>(15,746)</u>	<u>1,384,018</u>
<b>EXCESS (DEFICIENCY) OF REVENUES OVER EXPENDITURES</b>	<u>(643,471)</u>	<u>(621,471)</u>	<u>(517,052)</u>	<u>104,419</u>	<u>(451,293)</u>
<b>OTHER FINANCING SOURCES (USES)</b>					
Insurance recoveries	-	-	19,975	19,975	-
Transfers in (out)	605,000	530,000	625,000	95,000	450,000
Total other financing sources	<u>605,000</u>	<u>530,000</u>	<u>644,975</u>	<u>114,975</u>	<u>450,000</u>
<b>NET CHANGE IN FUND BALANCES</b>	<u>(38,471)</u>	<u>(91,471)</u>	<u>127,923</u>	<u>219,394</u>	<u>(1,293)</u>
<b>TOTAL NET POSITION, BEGINNING</b>			<u>372,697</u>		<u>373,990</u>
<b>TOTAL NET POSITION, ENDING</b>			<u><u>500,620</u></u>		<u><u>372,697</u></u>

The accompanying notes are an integral part of these financial statements.

**GUNNISON WATERSHED SCHOOL DISTRICT RE-1J**  
**Pupil Activity Fund**  
**Schedule of Revenues, Expenditures and Changes in Fund**  
**Balances - Budget and Actual (GAAP Basis)**  
**For the Year Ended June 30, 2025**  
**(With Comparative Actual Amounts for 2024)**

	<u>2025</u>			<u>Variance with Final Budget- Positive (Negative)</u>	<u>2024</u>
	<u>Budgeted Amounts</u>		<u>Actual Amounts</u>		<u>Actual Amounts</u>
	<u>Original</u>	<u>Final</u>			
<b>REVENUES</b>					
Charges for services	1,370,243	2,089,622	1,567,009	(522,613)	1,715,030
Total revenues	<u>1,370,243</u>	<u>2,089,622</u>	<u>1,567,009</u>	<u>(522,613)</u>	<u>1,715,030</u>
<b>EXPENDITURES</b>					
Student activities	2,288,748	2,341,024	1,541,002	800,022	1,648,292
Capital outlay	52,239	462,984	474,031	(11,047)	30,495
Total expenditures	<u>2,340,987</u>	<u>2,804,008</u>	<u>2,015,033</u>	<u>788,975</u>	<u>1,678,787</u>
<b>EXCESS (DEFICIENCY) OF REVENUES OVER EXPENDITURES</b>	<u>(970,744)</u>	<u>(714,386)</u>	<u>(448,024)</u>	<u>266,362</u>	<u>36,243</u>
<b>OTHER FINANCING SOURCES</b>					
Transfers in (out)	-	-	750,000	750,000	-
Total other financing sources	<u>-</u>	<u>-</u>	<u>750,000</u>	<u>750,000</u>	<u>-</u>
<b>NET CHANGE IN FUND BALANCES</b>	<u>(970,744)</u>	<u>(714,386)</u>	301,976	<u>1,016,362</u>	36,243
<b>FUND BALANCES, BEGINNING</b>			<u>1,497,870</u>		<u>1,461,627</u>
<b>FUND BALANCES, ENDING</b>			<u>1,799,846</u>		<u>1,497,870</u>

The accompanying notes are an integral part of these financial statements.

**GUNNISON WATERSHED SCHOOL DISTRICT RE-1J**  
**2014 Mill Levy Override Fund**  
**Schedule of Revenues, Expenditures and Changes in Fund**  
**Balances - Budget and Actual (GAAP Basis)**  
**For the Year Ended June 30, 2025**  
**(With Comparative Actual Amounts for 2024)**

	<b>2025</b>			<b>Variance with Final Budget- Positive (Negative)</b>	<b>2024</b>
	<b>Budgeted Amounts</b>		<b>Actual Amounts</b>		<b>Actual Amounts</b>
	<b>Original</b>	<b>Final</b>			
<b>REVENUES</b>					
Property taxes	2,500,000	2,500,000	2,492,556	(7,444)	2,504,605
Investment income	100,000	100,000	117,971	17,971	145,714
<b>Total revenues</b>	<u>2,600,000</u>	<u>2,600,000</u>	<u>2,610,527</u>	<u>10,527</u>	<u>2,650,319</u>
<b>EXPENDITURES</b>					
Direct instruction	892,582	834,810	797,720	37,090	895,269
Indirect instruction	1,349,223	1,399,223	1,224,241	174,982	1,287,674
Custodial and maintenance	242,500	242,500	113,721	128,779	113,318
General administration	7,859	37,920	6,196	31,724	37,943
Support services	97,689	92,689	90,937	1,752	63,112
Capital Outlay	364,000	417,735	478,408	(60,673)	295,521
Debt service:					
Principal	-	-	16,811	(16,811)	25,706
Interest and fiscal charges	-	-	5,611	(5,611)	1,867
<b>Total expenditures</b>	<u>2,953,853</u>	<u>3,024,877</u>	<u>2,733,645</u>	<u>291,232</u>	<u>2,720,410</u>
<b>EXCESS (DEFICIENCY) OF REVENUES OVER EXPENDITURES</b>	<u>(353,853)</u>	<u>(424,877)</u>	<u>(123,118)</u>	<u>301,759</u>	<u>(70,091)</u>
<b>OTHER FINANCING SOURCES (USES)</b>					
Lease and SBITA purchase proceeds	-	-	87,486	87,486	-
Sale of capital assets	-	53,735	53,735	-	-
<b>Total other financing sources</b>	<u>-</u>	<u>53,735</u>	<u>141,221</u>	<u>87,486</u>	<u>-</u>
<b>NET CHANGE IN FUND BALANCES</b>	<u>(353,853)</u>	<u>(371,142)</u>	<u>18,103</u>	<u>389,245</u>	<u>(70,091)</u>
<b>FUND BALANCES, BEGINNING</b>			<u>4,189,396</u>		<u>4,259,487</u>
<b>FUND BALANCES, ENDING</b>			<u>4,207,499</u>		<u>4,189,396</u>

The accompanying notes are integral part of these financial statements.

**Gunnison Watershed School District RE-1J**  
**Schedule of District's Proportionate Share of the Net Pension Liability**  
**Colorado Public Employees' Retirement Association School Division Trust Fund**  
**Last 10 Fiscal Years**

	<u>2025</u>	<u>2024</u>	<u>2023</u>	<u>2022</u>	<u>2021</u>
District's proportion of the net pension liability	0.2427%	0.2527%	0.1937%	0.2275%	0.2489%
District's proportionate share of the net pension liability	\$ 41,880,358	\$ 44,683,966	\$ 35,271,676	\$ 26,473,856	\$ 37,624,240
State's proportionate share of the net pension liability as a non-employer contributing entity associated with the District	3,451,520	958,764	7,959,146	2,722,760	-
Total proportionate share of the net pension liability associated with the District	<u>\$ 45,331,878</u>	<u>\$ 45,642,730</u>	<u>\$ 43,230,822</u>	<u>\$ 29,196,616</u>	<u>\$ 37,624,240</u>
District's covered payroll	\$ 18,755,769	\$ 16,704,988	\$ 15,710,290	\$ 14,630,670	\$ 13,309,454
District's proportionate share of the net pension liability as a percentage of its covered payroll	223%	267%	225%	181%	283%
Plan fiduciary net position as a percentage of the total pension liability	67.17%	64.74%	61.79%	74.86%	66.99%
	<u>2020</u>	<u>2019</u>	<u>2018</u>	<u>2017</u>	<u>2016</u>
District's proportion of the net pension liability	0.2154%	0.2113%	0.2402%	0.2432%	0.2398%
District's proportionate share of the net pension liability	\$ 32,177,124	\$ 37,408,935	77,687,802	72,404,411	36,669,691
State's proportionate share of the net pension liability as a non-employer contributing entity associated with the District	3,621,871	4,499,859	-	-	-
Total proportionate share of the net pension liability associated with the District	<u>\$ 35,798,995</u>	<u>\$ 41,908,794</u>	<u>77,687,802</u>	<u>72,404,411</u>	<u>36,669,691</u>
District's covered payroll	\$ 12,656,288	\$ 11,905,784	11,397,079	10,283,176	10,626,994
District's proportionate share of the net pension liability as a percentage of its covered payroll	254%	314%	682%	704%	345%
Plan fiduciary net position as a percentage of the total pension liability	64.52%	57.01%	43.96%	43.13%	59.16%

See the accompanying notes to the Required Supplementary Information.

**Gunnison Watershed School District RE-1J**  
**Schedule of District Contributions**  
**Colorado Public Employees' Retirement Association School Division Trust Fund**  
**Last 10 Fiscal Years**

	<u>2025</u>	<u>2024</u>	<u>2023</u>	<u>2022</u>	<u>2021</u>
Contractually required contribution	\$ 3,918,305	\$ 3,680,473	\$ 3,201,757	\$ 2,838,476	\$ 2,760,503
Contributions in relation to the contractually required contribution	<u>\$ (3,918,305)</u>	<u>\$ (3,680,473)</u>	<u>\$ (3,201,757)</u>	<u>\$ (2,838,476)</u>	<u>\$ (2,760,503)</u>
Contribution deficiency (excess)	<u>\$ -</u>	<u>\$ -</u>	<u>\$ -</u>	<u>\$ -</u>	<u>\$ -</u>
District's covered payroll	\$ 19,226,211	\$ 18,059,240	\$ 15,710,290	\$ 14,269,341	\$ 13,885,830
Contributions as a percentage of covered payroll	20.38%	20.38%	20.38%	19.89%	19.88%
	<u>2020</u>	<u>2019</u>	<u>2018</u>	<u>2017</u>	<u>2016</u>
Contractually required contribution	\$ 2,550,304	\$ 2,221,837	\$ 2,064,647	\$ 1,978,781	\$ 1,810,761
Contributions in relation to the contractually required contribution	<u>\$ (2,550,304)</u>	<u>\$ (2,221,837)</u>	<u>\$ (2,064,647)</u>	<u>\$ (1,978,781)</u>	<u>\$ (1,810,761)</u>
Contribution deficiency (excess)	<u>\$ -</u>	<u>\$ -</u>	<u>\$ -</u>	<u>\$ -</u>	<u>\$ -</u>
District's covered payroll	\$ 13,159,471	\$ 11,618,689	\$ 11,065,582	\$ 10,914,402	\$ 10,448,271
Contributions as a percentage of covered payroll	19.38%	19.12%	18.66%	18.13%	17.33%

See the accompanying notes to the Required Supplementary Information.

**Gunnison Watershed School District RE-1J**  
**Schedule of District's Proportionate Share of the Net OPEB Liability**  
**Colorado Public Employees' Retirement Association Health Care Trust Fund**  
**Last 10 Fiscal Years \***

	<u>2025</u>	<u>2024</u>	<u>2023</u>	<u>2022</u>	<u>2021</u>
District's proportion of the net OPEB liability	0.1554%	0.1512%	0.1472%	0.1485%	0.1439%
District's proportionate share of the net OPEB liability	743,075	1,078,938	1,201,797	1,280,814	1,367,618
District's covered payroll	18,755,769	16,704,988	15,710,290	14,630,670	13,309,454
District's proportionate share of the net OPEB liability as a percentage of its covered payroll	4%	6%	8%	9%	10%
Plan fiduciary net position as a percentage of the total OPEB liability	59.83%	46.16%	38.57%	39.40%	32.78%
	<u>2020</u>	<u>2019</u>	<u>2018</u>	<u>2017</u>	
District's proportion of the net OPEB liability	0.1408%	0.1374%	0.1363%	0.1382%	
District's proportionate share of the net OPEB liability	1,582,107	1,869,037	1,771,373	1,792,160	
District's covered payroll	12,656,288	11,905,784	11,397,079	10,283,176	
District's proportionate share of the net OPEB liability as a percentage of its covered payroll	13%	16%	16%	17%	
Plan fiduciary net position as a percentage of the total OPEB liability	24.49%	17.03%	17.53%	16.72%	

\* The amounts presented for each fiscal year were determined as of the calendar year-end that occurred within fiscal year. Information is only available beginning in fiscal year 2017.

**Gunnison Watershed School District RE-1J**  
**Schedule of District OPEB Contributions**  
**Colorado Public Employees' Retirement Association Health Care Trust Fund**  
**Last 10 Fiscal Years \***

	<u>2025</u>	<u>2024</u>	<u>2023</u>	<u>2022</u>	<u>2021</u>
Contractually required contribution	196,107	184,204	160,245	143,816	141,635
Contributions in relation to the contractually required contribution	<u>(196,107)</u>	<u>(184,204)</u>	<u>(160,245)</u>	<u>(143,816)</u>	<u>(141,635)</u>
Contribution deficiency (excess)	<u>-</u>	<u>-</u>	<u>-</u>	<u>-</u>	<u>-</u>
District's covered payroll	19,226,211	18,059,240	15,710,290	14,269,341	13,885,830
Contributions as a percentage of covered payroll	1.02%	1.02%	1.02%	1.01%	1.02%
	<u>2020</u>	<u>2019</u>	<u>2018</u>	<u>2017</u>	
Contractually required contribution	134,227	118,469	112,869	111,327	
Contributions in relation to the contractually required contribution	<u>(134,227)</u>	<u>(118,469)</u>	<u>(112,869)</u>	<u>(111,327)</u>	
Contribution deficiency (excess)	<u>-</u>	<u>-</u>	<u>-</u>	<u>-</u>	
District's covered payroll	13,159,471	11,618,689	11,065,582	10,914,402	
Contributions as a percentage of covered payroll	1.02%	1.02%	1.02%	1.02%	

\* Information is only available beginning in fiscal year 2017.

**Gunnison Watershed School District RE-1J**  
**Notes to Required Supplementary Information**  
**June 30, 2025**

**I. Notes to the Required Supplementary Information – PERA**

**A. Significant Changes in Plan Provisions Affecting Trends in Actuarial Information**

**1. Changes since the December 31, 2023 actuarial valuation:**

- As of the December 31, 2024, measurement date, the fiduciary net position (FNP) and related disclosure components for the Local Government Division reflect additional payments related to the disaffiliation of Tri-County Health Department (Tri-County Health) as a PERA-affiliated employer, effective December 31, 2022. The additional employer disaffiliation payment allocations to the Local Government Division Trust Fund and Health Care Trust Fund (HCTF) were \$486,000 and \$20,000, respectively.
- Actual employer contributions to the DPS Division are reduced by an amount equal to the principal payments plus interest necessary each year to finance the pension certificates of participation (PCOPs) issued in 1997 and 2008 and refinanced thereafter.

**2. Changes since the December 31, 2022 actuarial valuation:**

- As of the December 31, 2023, measurement date, the FNP and related disclosure components for the Local Government Division reflect payments related to the disaffiliation of Tri-County Health as a PERA-affiliated employer, effective December 31, 2022. As of the December 31, 2023, year-end, PERA recognized two additions for accounting and financial reporting purposes: a \$24,000,000 payment received on December 4, 2023 and a \$2,000,000 receivable. The employer disaffiliation payment and receivable allocations to the Local Government Division Trust Fund and HCTF were \$24,967,000 and \$1,033,000, respectively.
- Senate Bill (SB) 23-056, enacted and effective June 2, 2023, intended to recompense PERA for the remaining portion of the \$225,000,000 direct distribution originally scheduled for receipt July 1, 2020, suspended due to the enactment of House Bill (HB) 20-1379, but not fully repaid through the provisions within HB 22-1029. Pursuant to SB 23-056, the State Treasurer issued a warrant consisting of the balance of the PERA Payment Cash Fund, created in C.R.S. § 24-51-416, plus \$10,000,000 from the General Fund, totaling \$14,561,000.
- SB 23-163, enacted and effective June 6, 2023, states beginning July 1, 2023, a wildlife officer and a parks and recreation officer employed by the Division of Parks and Wildlife in the Department of Natural Resources, is classified as a "State Trooper" for the purpose of determining their service retirement eligibility.
- As of the December 31, 2023, measurement date, the total pension liability (TPL) recognizes the change in the default method applied for granting service accruals for certain members, from a "12-pay" method to a "non-12-pay" method. The default service accrual method for positions with an employment pattern of at least eight months but fewer than 12 months (including, but not limited to positions in the School and DPS Divisions) receive a higher ratio of service credit for each month worked, up to a maximum of 12 months of service credit per year.
- Actual employer contributions to the DPS Division are reduced by an amount equal to the principal payments plus interest necessary each year to finance the PCOPs issued in 1997 and 2008 and refinanced thereafter.

**Gunnison Watershed School District RE-1J**  
**Notes to Required Supplementary Information (continued)**  
**June 30, 2025**

**I. Notes to the Required Supplementary Information – PERA (continued)**

**A. Significant Changes in Plan Provisions Affecting Trends in Actuarial Information (continued)**

**3. Changes since the December 31, 2021 actuarial valuation:**

- HB 22-1029, effective upon enactment in 2022, required the State Treasurer to issue, in addition to the regularly scheduled \$225,000,000 direct distribution, a warrant to PERA in the amount of \$380,000,000 with reductions to future direct distributions. The July 1, 2023, direct distribution will be reduced by \$190,000,000 to \$35,000,000. The July 1, 2024, direct distribution will not be reduced from \$225,000,000 due to a negative investment return in 2022.
- The TPL for the Local Government Division, as of the December 31, 2022, measurement date, was adjusted to reflect the disaffiliation, as allowable under C.R.S. § 24-51-313, of Tri-County Health, effective December 31, 2022. As of the close of the 2022 fiscal year, no disaffiliation payment associated with Tri-County Health was received, and therefore no disaffiliation dollars were reflected in the FNP as of the December 31, 2022, measurement date.
- Actual employer contributions to the DPS Division are reduced by an amount equal to the principal payments plus interest necessary each year to finance the PCOPs issued in 1997 and 2008 and refinanced thereafter.

**4. Changes since the December 31, 2020 actuarial valuation:**

- The following changes reflect the anticipated adjustments resulting from the 2020 automatic adjustment provision (AAP) assessment, statutorily recognized July 1, 2021, and effective July 1, 2022:
  - Member contribution rates increase by 0.50%.
  - Employer contribution rates increase by 0.50%.
  - Annual increase (AI) cap is lowered from 1.25% per year to 1.00% per year.
- Actual employer contributions to the DPS Division are reduced by an amount equal to the principal payments plus interest necessary each year to finance the PCOPs issued in 1997 and 2008 and refinanced thereafter.

**5. Changes since the December 31, 2019 actuarial valuation:**

- HB 20-1379, enacted on June 29, 2020, suspended the \$225,000 direct distribution payable on July 1, 2020 for the State's 2020-21 fiscal year.
- HB 20-1394, enacted on June 29, 2020, requires 5.0% of the Judicial Division base employer contributions rate to be paid by the members of the Judicial Division for the State's 2020-21 and 2021-22 fiscal years. This does not apply to the employer or member contribution rates for judges employed by the Denver County Court.
- SB 18-200 and SB 20-057, enacted in 2018 and 2020, respectively expanded the definition of "State Trooper" under Colorado law as follows: ▪ Beginning July 1, 2020, new or existing employees of the Division of Fire Prevention and Control in the Department of Public Safety classified as firefighter I through firefighter VII;
- New members hired on or after January 1, 2020, as a county sheriff, undersheriff, deputy sheriff, noncertified deputy sheriff, or detention officer by a Local Government Division employer; and
- New members hired on or after January 1, 2020, as a corrections officer classified as I through IV by a State Division employer.
- Actual employer contributions to the DPS Division are reduced by an amount equal to the principal payments plus interest necessary each year to finance the PCOPs issued in 1997 and 2008 and refinanced thereafter.

**Gunnison Watershed School District RE-1J**  
**Notes to Required Supplementary Information (continued)**  
**June 30, 2025**

**I. Notes to the Required Supplementary Information – PERA (continued)**

**A. Significant Changes in Plan Provisions Affecting Trends in Actuarial Information (continued)**

**6. Changes since the December 31, 2018 actuarial valuation:**

- SB 18-200 was enacted on June 4, 2018, which included the adoption of the AAP. The following changes reflect the anticipated adjustments resulting from the 2018 AAP assessment, statutorily recognized July 1, 2019, and effective July 1, 2020:
  - Member contribution rates increase by 0.50%.
  - Employer contribution rates increase by 0.50%.
  - AI cap is lowered from 1.50% per year to 1.25% per year.
- HB 19-1217, enacted May 20, 2019, repealed the member contribution increases scheduled for the Local Government Division pursuant to SB 18-200.
- Actual employer contributions to the DPS Division are reduced by an amount equal to the principal payments plus interest necessary each year to finance the PCOPs issued in 1997 and 2008 and refinanced thereafter.

**7. Changes since the December 31, 2017 actuarial valuation:**

- The following changes were made to the plan provisions as part of SB 18-200:
  - Member contribution rates increase by 0.75% effective July 1, 2019, an additional 0.75% effective July 1, 2020, and an additional 0.50% effective July 1, 2021.
  - Employer contribution rates increase by 0.25% effective July 1, 2019 for State, School, Judicial, and DPS Divisions.
  - An annual direct distribution of \$225,000,000 from the State of Colorado, recognized as a nonemployer contributing entity, is distributed between the State, School, Judicial, and DPS Divisions proportionally based on payroll.
  - AI cap is lowered from 2.00% per year to 1.50% per year. ▪ Initial AI waiting period is extended from one year after retirement to three years after retirement.
  - AI payments are suspended for 2018 and 2019.
  - The number of years used in the highest average salary calculation for non-vested members as of January 1, 2020, increases from three to five years for the State, School, Local Government, and DPS Divisions and increases from one to three years for the Judicial Division.
- Actual employer contributions to the DPS Division are reduced by an amount equal to the principal payments plus interest necessary each year to finance the PCOPs issued in 1997 and 2008 and refinanced thereafter.

**8. Changes since the December 31, 2016 actuarial valuation:**

- The Cunningham Fire Protection District (CFPD) disaffiliated from the Local Government Division on December 2, 2017. For the purpose of the December 31, 2017, measurement date, liabilities were determined assuming no additional benefit accruals for the disaffiliated membership of the CFPD that had not refunded their PERA member contribution accounts. The total disaffiliation payment of \$1,159,000 was allocated to the Local Government Division Trust Fund and the HCTF in the amount of \$1,063,000 and \$96,000, respectively.

**Gunnison Watershed School District RE-1J**  
**Notes to Required Supplementary Information (continued)**  
**June 30, 2025**

**I. Notes to the Required Supplementary Information – PERA (continued)**

**A. Significant Changes in Plan Provisions Affecting Trends in Actuarial Information (continued)**

**8. Changes since the December 31, 2016 actuarial valuation (continued):**

- Pursuant to HB 17-1265, the amortization equalization disbursement (AED) and supplemental amortization equalization disbursement (SAED) contribution rates are adjusted for employers in the Judicial Division as follows:
  - For the calendar year beginning in 2019, C.R.S. § 24-51-411(4.5) increased the AED payment to 3.40% of PERA-includable salary and requires the AED payment to increase by 0.40% at the start of each of the following four calendar years through 2023 at which time the AED payment will be 5.00% of PERA-includable salary.
  - For the calendar year beginning in 2019, C.R.S. § 24-51-411(7.5) increased the SAED payment to 3.40% of PERA-includable salary and requires the SAED payment to increase by 0.40% at the start of each of the following four calendar years through 2023 at which time the SAED payment will be 5.00% of PERA-includable salary.
- Actual employer contributions to the DPS Division are reduced by an amount equal to the principal payments plus interest necessary each year to finance the PCOPs issued in 1997 and 2008 and refinanced thereafter.

**9. Changes since the December 31, 2015 actuarial valuation:**

- Actual employer contributions to the DPS Division are reduced by an amount equal to the principal payments plus interest necessary each year to finance the PCOPs issued in 1997 and 2008 and refinanced thereafter.

**10. Changes since the December 31, 2014 actuarial valuation:**

- Actual employer contributions to the DPS Division are reduced by an amount equal to the principal payments plus interest necessary each year to finance the PCOPs issued in 1997 and 2008 and refinanced thereafter.
- As required under C.R.S. § 24-51-401(1.7)(e), PERA calculated and provided to the Colorado General Assembly an adjustment to the DPS Division's employer contribution rate to assure the equalization of the School Division's and the DPS Division's ratios of unfunded actuarial accrued liability to payroll as of December 31, 2039. Subsequently, the Colorado General Assembly passed HB 15-1391, reducing the employer contribution rate of the DPS Division from 13.75% to 10.15%, effective January 1, 2015.

**B. Changes to assumptions or other inputs**

**1. Changes since the December 31, 2023 actuarial valuation:**

- Salary scale assumptions were altered to better reflect actual experience.
- Rates of termination/withdrawal, retirement, and disability were revised to more closely reflect actual experience.
- The Pub-2010 Public Retirement Plans Mortality base tables were retained for purposes of active, retired, disabled, and beneficiary lives, with revised adjustments for credibility and gender, where applicable. In addition, the applied generational projection scale was updated to the 2024 adjusted scale MP-2021.
- The estimated administrative expense as a percentage of covered payroll was increased from 0.40% to 0.45%.

**Gunnison Watershed School District RE-1J**  
**Notes to Required Supplementary Information (continued)**  
**June 30, 2025**

**I. Notes to the Required Supplementary Information – PERA (continued)**

**B. Changes to assumptions or other inputs (continued)**

**2. Changes since the December 31, 2022 actuarial valuation:**

- There were no changes made to the actuarial methods or assumptions.

**3. Changes since the December 31, 2021 actuarial valuation:**

- There were no changes made to the actuarial methods or assumptions.

**4. Changes since the December 31, 2020 actuarial valuation:**

- There were no changes made to the actuarial methods or assumptions.

**5. Changes since the December 31, 2019 actuarial valuation:**

- The assumption used to value the AI cap benefit provision was changed from 1.25% to 1.00%.

**6. Changes since the December 31, 2018 actuarial valuation:**

- The price inflation assumption was lowered from 2.4 percent to 2.30 percent.
- The wage inflation assumption was lowered from 3.5 percent to 3.00 percent.
- The real rate of investment return assumption was increased to 4.95 percent per year, net of investment expenses from 4.85 percent per year, net of investment expenses.
- Rates of termination/withdrawal, retirement, and disability were revised to more closely reflect actual experience.
- The pre-retirement mortality assumption for the School and DPS Divisions was changed to the PubT-2010 Employee Table with generational projection using scale MP-2019.
- The post-retirement non-disabled mortality assumption for the School and DPS Divisions was changed to the PubT-2010 Healthy Retiree Table, adjusted as follow:
  - Males: 112 percent of the rates prior to age 80 and 94 percent of the rates for ages 80 and older, with generational projection using scale MP-2019.
  - Females: 83 percent of the rates prior to age 80 and 106 percent of the rates for ages 80 and older, with generational projection using scale MP-2019.
- The post-retirement non-disabled beneficiary mortality assumption for the Division Trust Funds was changed to the Pub-2019 Contingent Survivor Table, adjusted as follows:
  - Males: 97 percent of the rates for all ages, with generational projection using scale MP-2019.
  - Females: 105 percent of the rates for all ages, with generational projection using scale MP-2019.
- The disabled mortality assumption for the Division Trust Funds (Members other than State Troopers) was changed to the PubNS-2010 Disabled Retiree Table using 99 percent of the rates for all ages with generational projection using scale MP-2019.
- The mortality tables described above are generational mortality tables on a head-count weighted basis.

**7. Changes since the December 31, 2017 actuarial valuation:**

- The assumption used to value the AI cap benefit provision was changed from 1.50 percent to 1.25 percent.

**Gunnison Watershed School District RE-1J**  
**Notes to Required Supplementary Information (continued)**  
**June 30, 2025**

**I. Notes to the Required Supplementary Information – PERA (continued)**

**B. Changes to assumptions or other inputs (continued)**

**8. Changes since the December 31, 2016 actuarial valuation:**

- The single equivalent interest rate (“SEIR”) was increased from 4.78 percent to 7.25 percent to reflect the changes to the projection’s valuation basis, which no longer resulted in a projected year of depletion of the FNP, thereby eliminating the need to apply the municipal bond index rate.

**9. Changes since the December 31, 2015 actuarial valuation:**

- The SEIR was lowered from 5.26% to 4.78% to reflect the changes to the projection’s valuation basis, a projected year of depletion of the FNP, and the resulting application of the municipal bond index rate.
- The municipal bond index rate used in the determination of the SEIR changed from 3.86% on the prior measurement date to 3.43% on the measurement date.

**10. Changes Since the December 31, 2014 Actuarial Valuation:**

- The investment return assumption was lowered from 7.5% to 7.25%
- The wage inflation assumption was lowered from 3.90% to 3.50%
- The post-retirement mortality assumption for healthy lives for the School and Denver Public School (“DPS”) Divisions was changed to the RP-2014 White Collar Healthy Annuitant Mortality Table with adjustments for credibility and gender adjustments of a 93% factor applied to ages below 80 and a 113% factor applied to age 80 and above, projected to 2018, or males, and a 68% factor applied to ages below 80 and a 106% factor applied to age 80 and above, projected to 2020, for females.
- For disabled retirees, the mortality assumption was changed to reflect 90% of RP-2014 Disabled Retiree Mortality Table.
- The mortality assumption for active members was changed to RP-2014 White Collar Employee Mortality Table, a table specifically developed for actively working people. To allow for an appropriate margin of improved mortality prospectively, the mortality rates incorporate a 70% factor applied to male rates and a 55% factor applied to female rates.
- The rates of retirement, withdrawal, and disability were revised to reflect more closely actual experience.
- The estimated administrative expense as a percentage of covered payroll was increased from 0.35% to 0.40%.
- The SEIR for the School Division Trust Fund was lowered from 7.50% to 5.26% to reflect the changes to the projection’s valuation basis, a projected year of depletion of the FNP, and the resulting application of the municipal bond index rate.

**II. Notes to the Required Supplementary Information – OPEB**

**A. Significant Changes in Plan Provisions Affecting Trends in Actuarial Information**

**1. Changes since the December 31, 2023 actuarial valuation:**

- As of the December 31, 2024, measurement date, the fiduciary net position (FNP) and related disclosure components for the Health Care Trust Fund (HCTF) reflect additional payments related to the disaffiliation of Tri-County Health Department (Tri-County Health) as a PERA-affiliated employer, effective December 31, 2022. The additional employer disaffiliation payment allocations to the HCTF and Local Government Division Trust Fund were \$20,000 and \$486,000, respectively.

**Gunnison Watershed School District RE-1J**  
**Notes to Required Supplementary Information (continued)**  
**June 30, 2025**

**II. Notes to the Required Supplementary Information – OPEB (continued)**

**A. Significant Changes in Plan Provisions Affecting Trends in Actuarial Information (continued)**

**2. Changes since the December 31, 2022 actuarial valuation:**

- As of the December 31, 2023, measurement date, the FNP and related disclosure components for the HCTF reflect payments related to the disaffiliation of Tri-County Health as a PERA-affiliated employer, effective December 31, 2022. As of the December 31, 2023, year-end, PERA recognized two additions for accounting and financial reporting purposes: a \$24,000,000 payment received on December 4, 2023 and a \$2,000,000 receivable. The employer disaffiliation payment and receivable allocations to the HCTF and Local Government Division Trust Fund were \$1,033,000 and \$24,967,000, respectively.

**3. Changes since the December 31, 2021 actuarial valuation:**

- The total OPEB liability for the HCTF, as of the December 31, 2022, measurement date, was adjusted to reflect the disaffiliation, allowable under C.R.S. § 24-51-313, of Tri-County Health, effective December 31, 2022. As of the close of the 2022 fiscal year, no disaffiliation payment associated with Tri-County Health was received, and therefore no disaffiliation dollars were reflected in the FNP as of the December 31, 2022, measurement date.

**4. Changes since the December 31, 2020 actuarial valuation:**

- There were no change made to the plan provisions.

**5. Changes since the December 31, 2019 actuarial valuation:**

- There were no change made to the plan provisions.

**6. Changes since the December 31, 2018 actuarial valuation:**

- There were no change made to the plan provisions.

**7. Changes since the December 31, 2017 actuarial valuation:**

- There were no change made to the plan provisions.

**8. Changes since the December 31, 2016 actuarial valuation:**

- The Cunningham Fire Protection District (CFPD) disaffiliated from the Local Government Division, thereby ending participation in the HCTF on December 2, 2017. For the purpose of disclosure as of the December 31, 2017, measurement date, liabilities were determined assuming no additional service accruals impacting possible future premium subsidies for the disaffiliated membership of the CFPD that had not refunded their PERA member contribution accounts. The total disaffiliation payment of \$1,159,000 was allocated to the Local Government Division Trust Fund and the HCTF in the amount of \$1,063,000 and \$96,000, respectively.

**Gunnison Watershed School District RE-1J**  
**Notes to Required Supplementary Information (continued)**  
**June 30, 2025**

**II. Notes to the Required Supplementary Information – OPEB (continued)**

**B. Changes to assumptions or other inputs**

**1. Changes since the December 31, 2023 actuarial valuation:**

- Salary scale assumptions were altered to better reflect actual experience.
- Rates of termination/withdrawal, retirement, and disability were revised to more closely reflect actual experience.
- The adjustments for credibility applied to the Pub-2010 mortality tables for active and retired lives, including beneficiaries, were updated based on experience. In addition, the mortality projection scale was updated to the 2024 adjusted scale MP-2021 to reflect future improvements in mortality for all groups.
- Participation rates were reduced.
- MAPD premium costs are no longer age graded.

**2. Changes since the December 31, 2022 actuarial valuation:**

- There were no change made to the actuarial methods or assumptions.

**3. Changes since the December 31, 2021 actuarial valuation:**

- The timing of the retirement decrement was adjusted to middle-of-year.

**4. Changes since the December 31, 2020 actuarial valuation:**

- There were no change made to the actuarial methods or assumption

**5. Changes since the December 31, 2019 actuarial valuation:**

- Changes since the December 31, 2019 to the HCTF actuarial valuation are the same as the changes to the SCHDTF noted in Note I.B.6. above.

**6. Changes since the December 31, 2018 actuarial valuation:**

- There were no change made to the actuarial methods or assumptions.

**7. Changes since the December 31, 2017 actuarial valuation:**

- There were no change made to the actuarial methods or assumptions.

**8. Changes since the December 31, 2016 actuarial valuation:**

- There were no change made to the actuarial methods or assumptions.

Gunnison Watershed School District RE-1J

Supplementary Information



**GUNNISON WATERSHED SCHOOL DISTRICT RE-1J**  
**Bond Redemption Fund**  
**Schedule of Revenues, Expenditures and Changes in Fund**  
**Balances - Budget and Actual (GAAP Basis)**  
**For the Year Ended June 30, 2025**  
**(With Comparative Actual Amounts for 2024)**

	<u>2025</u>		<u>Variance with Final Budget- Positive (Negative)</u>	<u>2024</u>
	<u>Budgeted Amounts Original &amp; Final</u>	<u>Actual Amounts</u>		<u>Actual Amounts</u>
<b>REVENUES</b>				
Property taxes	9,400,000	9,359,108	(40,892)	9,401,770
Investment income	20,000	19,927	(73)	20,457
Total revenues	<u>9,420,000</u>	<u>9,379,035</u>	<u>(40,965)</u>	<u>9,422,227</u>
<b>EXPENDITURES</b>				
Debt service:				
Principal	3,740,000	3,740,000	-	4,335,000
Interest and fiscal charges	5,334,590	5,334,942	(352)	5,519,159
Total expenditures	<u>9,074,590</u>	<u>9,074,942</u>	<u>(352)</u>	<u>9,854,159</u>
<b>NET CHANGE IN FUND BALANCES</b>	<u>345,410</u>	304,093	<u>(41,317)</u>	(431,932)
<b>FUND BALANCES, BEGINNING</b>		<u>9,692,970</u>		<u>10,124,902</u>
<b>FUND BALANCES, ENDING</b>		<u>9,997,063</u>		<u>9,692,970</u>

The accompanying notes are integral part of these financial statements.

**GUNNISON WATERSHED SCHOOL DISTRICT RE-1J**  
**Building Fund**  
**Schedule of Revenues, Expenditures and Changes in Fund**  
**Balances - Budget and Actual (GAAP Basis)**  
**For the Year Ended June 30, 2025**  
**(With Comparative Actual Amounts for 2024)**

	2025			Variance with Final Budget- Positive (Negative)	2024
	Budgeted Amounts		Actual Amounts		Actual Amounts
	Original	Final			
<b>REVENUES</b>					
State sources	-	5,292,056	3,848,468	(1,443,588)	-
Investment income	5,164,453	5,164,453	4,472,736	(691,717)	6,018,045
Other revenue	-	-	11,085	11,085	-
Total revenues	<u>5,164,453</u>	<u>10,456,509</u>	<u>8,332,289</u>	<u>(2,124,220)</u>	<u>6,018,045</u>
<b>EXPENDITURES</b>					
Debt service:					
Principal	-	-	76,604	(76,604)	-
Interest and fiscal charges	-	-	1,631	(1,631)	-
Capital outlay	65,500,000	65,500,000	59,457,107	6,042,893	7,372,597
Total expenditures	<u>65,500,000</u>	<u>65,500,000</u>	<u>59,535,342</u>	<u>5,964,658</u>	<u>7,372,597</u>
<b>EXCESS (DEFICIENCY) OF REVENUES OVER EXPENDITURES</b>	<u>(60,335,547)</u>	<u>(55,043,491)</u>	<u>(51,203,053)</u>	<u>3,840,438</u>	<u>(1,354,552)</u>
<b>OTHER FINANCING SOURCES (USES)</b>					
Lease and SBITA purchase proceeds	-	-	214,548	214,548	-
Total other financing sources	<u>-</u>	<u>-</u>	<u>214,548</u>	<u>214,548</u>	<u>-</u>
<b>NET CHANGE IN FUND BALANCES</b>	<u>(60,335,547)</u>	<u>(55,043,491)</u>	<u>(50,988,505)</u>	<u>4,054,986</u>	<u>(1,354,552)</u>
<b>FUND BALANCES, BEGINNING</b>			<u>106,590,035</u>		<u>107,944,587</u>
<b>FUND BALANCES, ENDING</b>			<u>55,601,530</u>		<u>106,590,035</u>

The accompanying notes are integral part of these financial statements.

**GUNNISON WATERSHED SCHOOL DISTRICT RE-1J**  
**Capital Reserve Capital Projects Fund**  
**Schedule of Revenues, Expenditures and Changes in Fund**  
**Balances - Budget and Actual (GAAP Basis)**  
**For the Year Ended June 30, 2025**  
**(With Comparative Actual Amounts for 2024)**

	2025			Variance with Final Budget- Positive (Negative)	2024
	Budgeted Amounts		Actual Amounts		Actual Amounts
	Original	Final			
<b>REVENUES</b>					
Investment income	90,000	190,000	195,238	5,238	172,809
Total revenues	90,000	190,000	195,238	5,238	405,722
<b>EXPENDITURES</b>					
Facilities	250,000	250,000	-	250,000	753,320
Technology	-	80,000	-	80,000	-
Total expenditures	250,000	330,000	-	330,000	753,320
<b>EXCESS (DEFICIENCY) OF REVENUES OVER EXPENDITURES</b>	(160,000)	(140,000)	195,238	335,238	(347,598)
<b>OTHER FINANCING SOURCES (USES)</b>					
Transfers in (out)	300,000	(410,000)	(410,000)	-	1,100,000
Total other financing sources	300,000	(410,000)	(410,000)	-	1,100,000
<b>NET CHANGE IN FUND BALANCES</b>	140,000	(550,000)	(214,762)	335,238	752,402
<b>FUND BALANCES, BEGINNING</b>			4,879,912		4,127,510
<b>FUND BALANCES, ENDING</b>			4,665,150		4,879,912

The accompanying notes are integral part of these financial statements.

**GUNNISON WATERSHED SCHOOL DISTRICT RE-1J**  
**Internal Service Fund**  
**Health Services Fund**  
**Schedule of Revenues, Expenditures and Changes in Net Position**  
**Budget and Actual (GAAP Basis)**  
**For the Year Ended June 30, 2025**  
**(With Comparative Actual Amounts for 2024)**

	2025			Variance with Final Budget- Positive (Negative)	2024
	Budgeted Amounts		Actual Amounts		Actual Amounts
	Original	Final			
<b>REVENUES</b>					
Insurance premiums	2,432,070	2,482,070	2,560,277	78,207	2,452,423
Stop loss reimbursements	50,000	225,000	446,581	221,581	446,897
Investment income	80,000	95,000	95,718	718	104,599
Total revenues	2,562,070	2,802,070	3,102,576	300,506	3,003,919
<b>EXPENDITURES</b>					
Claim losses	2,100,000	2,310,000	2,190,997	119,003	2,646,421
Salaries	50,616	50,616	74,881	(24,265)	63,229
Benefits	20,231	20,231	25,752	(5,521)	23,109
Stop loss premiums and fees	658,179	658,179	693,637	(35,458)	550,710
Total expenditures	2,829,026	3,039,026	2,985,267	53,759	3,283,469
<b>CHANGE IN NET POSITION</b>	(266,956)	(236,956)	117,309	354,265	(279,550)
<b>TOTAL NET POSITION, BEGINNING</b>			2,473,389		2,752,939
<b>TOTAL NET POSITION, ENDING</b>			2,590,698		2,473,389

The accompanying notes are an integral part of these financial statements.

**Gunnison Watershed School District RE-1J**  
**ANNUAL FINANCIAL INFORMATION AS REQUIRED BY SEC RULE 15(c)2-12**  
**General Obligation Refunding Bonds**  
**June 30, 2025**

**Undertaking to Provide Continuing Disclosure**

Pursuant to the requirements of the Securities and Exchange Commission Rule 15c2-12 (17 CFR Part 240, § 240.15c2-12) (the "Rule"), Gunnison Watershed School District No. RE-1J in Gunnison and Saguache Counties, Colorado (the "District") entered into a continuing disclosure undertaking (the "Undertaking") with respect to the District's above-captioned bonds. Pursuant to the Undertaking, the District is required to file its annual audited financial statements as well as certain annual operating and financial data ("Annual Financial Information") on the website of the Electronic Municipal Market Access system of the Municipal Securities Rulemaking Board. Capitalized terms used herein and not otherwise defined shall have the meanings assigned to them in the Undertaking.

**2025 Annual Financial Information**

The following is the Annual Financial Information for the District's fiscal year ending June 30 ,2025, as required by the Undertaking:

**District's 2024/2025 Mill Levy**

Levy/Collection Year	General Fund	Bond Redemption Fund	Mill Levy Override	Abatements	Total Mill Levy
2024/2025	15.736	8.780	3.545	0.020	28.081

**District's 2024/2025 Assessed Valuation**

Levy/Collection Year	Gunnison County	Saguache County	Gross Assessed Valuation	Percent Change	Gunnison Tax Increment	Net Assessed Valuation	Percent Change
2024/2025	\$1,084,149,570	\$5,522,155	\$1,089,671,725	0.57%	\$19,623,230	\$1,070,048,495	0.58%

**District's 2024/2025 Property Tax Collections (1)**

Levy/Collection Year	Gunnison County	Saguache County	Total Taxes Levied	Current Tax Collections	Percent of Levy Collected
2024/2025	\$29,436,140	\$155,763	\$30,048,032	\$29,591,903	98.48%

(1) Collections on a calendar year basis through August 31, 2025

**District's 2024/2025 Enrollment**

School Year	Total	Percent Change
2024/2025	2,062	-0.19%



**Colorado Department of  
Education**

**Auditors Integrity Report**

District: 1360 - Gunnison Watershed  
RE1J  
Fiscal Year 2024-25  
Colorado School District/BOCES

Revenues, Expenditures, & Fund Balance by Fund

Fund Type & Number	Beg Fund Balance & Prior Per Adj (6880*)	1000 - 5999 Total Revenues & Other Sources	0001-0999 Total Expenditures & Other Uses	6700-6799 & Prior Per Adj (6880*) Ending Fund Balance
<b>Governmental</b>	+		-	=
10 General Fund	9,655,444	28,635,064	28,654,622	9,635,885
18 Risk Mgmt Sub-Fund of General Fund	0	0	0	0
19 Colorado Preschool Program Fund	0	0	0	0
<b>Sub- Total</b>	<b>9,655,444</b>	<b>28,635,064</b>	<b>28,654,622</b>	<b>9,635,885</b>
11 Charter School Fund	1,262,869	1,155,194	1,309,235	1,108,828
20,26-29 Special Revenue Fund	4,189,398	2,751,749	2,733,642	4,207,504
06 Supplemental Cap Const, Tech, Main. Fund	0	0	0	0
07 Total Program Reserve Fund	0	0	0	0
21 Food Service Spec Revenue Fund	372,697	1,603,196	1,475,272	500,621
22 Govt Designated-Purpose Grants Fund	0	0	0	0
23 Pupil Activity Special Revenue Fund	1,497,870	2,317,009	2,015,034	1,799,846
25 Transportation Fund	0	0	0	0
31 Bond Redemption Fund	9,692,971	9,379,034	9,074,942	9,997,063
39 Certificate of Participation (COP) Debt Service Fund	0	0	0	0
41 Building Fund	106,590,035	8,546,837	59,535,342	55,601,530
42 Special Building Fund	0	0	0	0
43 Capital Reserve Capital Projects Fund	4,879,912	-214,762	0	4,665,150
46 Supplemental Cap Const, Tech, Main Fund	0	0	0	0
<b>Totals</b>	<b>138,141,196</b>	<b>54,173,321</b>	<b>104,798,091</b>	<b>87,516,427</b>
<b>Proprietary</b>				
50 Other Enterprise Funds	0	0	0	0
64 (63) Risk-Related Activity Fund	0	0	0	0
60,65-69 Other Internal Service Funds	2,473,389	542,298	424,990	2,590,697
<b>Totals</b>	<b>2,473,389</b>	<b>542,298</b>	<b>424,990</b>	<b>2,590,697</b>
<b>Fiduciary</b>				
70 Other Trust and Agency Funds	0	0	0	0
72 Private Purpose Trust Fund	0	0	0	0
73 Agency Fund	0	0	0	0
74 Pupil Activity Agency Fund	0	0	0	0
79 GASB 34:Permanent Fund	0	0	0	0
85 Foundations	0	0	0	0
<b>Totals</b>	<b>0</b>	<b>0</b>	<b>0</b>	<b>0</b>

DRAFT

\*If you have a prior period adjustment in any fund (Balance Sheet 6880), the amount of your priorperiod adjustment is added into both your ending and beginning fund balances on this report.  
12/3/25

11:47 AM

Gunnison Watershed School District RE-1J

Single Audit Reports and Schedules





# McMAHAN AND ASSOCIATES, L.L.C.

*Certified Public Accountants and Consultants*

---

WEB SITE: [WWW.McMAHANCPA.COM](http://WWW.McMAHANCPA.COM)

MAIN OFFICE: (970) 845-8800

## **INDEPENDENT AUDITOR'S REPORT ON INTERNAL CONTROL OVER FINANCIAL REPORTING AND ON COMPLIANCE AND OTHER MATTERS BASED ON AN AUDIT OF FINANCIAL STATEMENTS PERFORMED IN ACCORDANCE WITH GOVERNMENT AUDITING STANDARDS**

**To the Board of Education  
Gunnison Watershed School District RE-1J  
Gunnison, CO**

We have audited, in accordance with auditing standards generally accepted in the United States of America and the standards applicable to financial audits contained in *Government Auditing Standards* issued by the Comptroller General of the United States, the financial statements of the governmental activities, the business-type activities, each major fund, and the aggregate remaining fund information of Gunnison Watershed School District RE-1J (the "District") as of and for the year ended June 30, 2025, and the related notes to the financial statements, which collectively comprise the District's basic financial statements and have issued our report thereon dated December 17, 2025.

### ***Internal Control Over Financial Reporting***

In planning and performing our audit on the financial statements, we considered the District's internal control over financial reporting (internal control) to determine the audit procedures that are appropriate in the circumstances for the purpose of expressing our opinions on the financial statements, but not for the purpose of expressing an opinion on the effectiveness of the District's internal control. Accordingly, we do not express an opinion of the effectiveness of the District's internal control.

A *deficiency in internal control* exists when the design or operation of a control does not allow management or employees, in the normal course of performing their assigned functions, to prevent or detect and correct misstatements on a timely basis. A *material weakness* is a deficiency, or combination of deficiencies, in internal control, such that there is a reasonable possibility that a material misstatement of the District's financial statements will not be prevented, or detected and corrected on a timely basis. A *significant deficiency* is a deficiency, or combination of deficiencies, in internal control that is less severe than a material weakness, yet important enough to merit attention by those charged with governance.

Our consideration of internal control was for the limited purpose described in the first paragraph of this section and was not designed to identify all deficiencies in internal control that might be material weaknesses or significant deficiencies. Given these limitations, during our audit we did not identify any deficiencies in internal control that we consider to be material weaknesses. However, material weaknesses may exist that have not been identified.

### ***Compliance and Other Matters***

As part of obtaining reasonable assurance about whether the District's financial statements are free of material misstatement, we performed tests of its compliance with certain provisions of laws, regulations, contracts and grant agreements, noncompliance with which could have a direct and material effect on the determination of financial statement amounts. However, providing an opinion on compliance with those provisions was not an objective of our audit and, accordingly, we do not express such an opinion. The results of our tests disclosed no instances of noncompliance or other matters that are required to be reported under *Government Auditing Standards*.

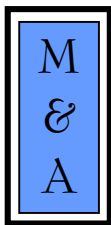
*Member: American Institute of Certified Public Accountants*

**INDEPENDENT AUDITOR'S REPORT  
To the Board of Education  
Gunnison Watershed School District RE-1J  
Gunnison, CO**

***Purpose of this Report***

The purpose of this report is solely to describe the scope of our testing of internal control and compliance and the results of that testing, and not to provide an opinion on the effectiveness of the District's internal control on compliance. This report is an integral part of an audit performed in accordance with *Government Auditing Standards* in considering the District's internal control and compliance. Accordingly, this communication is not suitable for any other purpose.

*McMahan and Associates, L.L.C.*  
**McMahan and Associates, L.L.C.  
Avon, Colorado  
December 17, 2025**



# McMAHAN AND ASSOCIATES, L.L.C.

*Certified Public Accountants and Consultants*

---

WEB SITE: [WWW.McMAHANCPA.COM](http://WWW.McMAHANCPA.COM)

MAIN OFFICE: (970) 845-8800

## **INDEPENDENT AUDITOR'S REPORT ON COMPLIANCE FOR EACH MAJOR FEDERAL PROGRAM; REPORT ON INTERNAL CONTROL OVER COMPLIANCE REQUIRED BY THE UNIFORM GUIDANCE**

**To the Board of Education  
Gunnison Watershed School District RE-1J  
Gunnison, CO**

### ***Report on Compliance for Each Major Program***

We have audited the compliance of the Gunnison Watershed School District RE-1J (the "District") with the types of compliance requirements described in the *OMB Compliance Supplement* that could have a direct and material effect on each of the District's major federal programs for the year ended June 30, 2025. The District's major federal programs are identified in the summary of auditor's results section of the accompanying Schedule of Findings and Questioned Costs.

In our opinion, the District complied, in all material respects, with the types of compliance requirements referred to above that could have a direct and material effect on each of its major federal programs for the year ended June 30, 2025.

### ***Basis for Opinion on Each Major Federal Program***

We conducted our audit of compliance in accordance with auditing standards generally accepted in the United States of America (U.S. GAAS); the standards applicable to financial audits contained in *Government Auditing Standards*, issued by the Comptroller General of the United States, and the audit requirements of Title 2, U.S. Code of Federal Regulations, Part 200, *Uniform Administrative Requirements, Cost Principles, and Audit Requirements for Federal Awards* (the "Uniform Guidance"). Our responsibilities under those standards and the Uniform Guidance are further described in the *Auditor's Responsibilities for the Audit of Compliance* section of our report.

We are required to be independent of the District and to meet our other ethical responsibilities, in accordance with relevant ethical requirements relating to our audit. We believe that the audit evidence we have obtained is sufficient and appropriate to provide a basis for our opinion on compliance for each major federal program. Our audit does not provide a legal determination of the District's compliance with the compliance requirements referred to above.

### ***Responsibilities of Management for Compliance***

Management is responsible for compliance with the requirements referred to above and for the design, implementation, and maintenance of effective internal control over compliance with the requirements of laws, statutes, regulations, rules and provisions of contracts or grant agreements applicable to the District's federal programs.

*Member: American Institute of Certified Public Accountants*

**INDEPENDENT AUDITOR'S REPORT**  
**To the Board of Education**  
**Gunnison Watershed School District RE-1J**  
**Gunnison, CO**

***Auditor's Responsibilities for the Audit of Compliance***

Our objectives are to obtain reasonable assurance about whether material noncompliance with the compliance requirements referred to above occurred, whether due to fraud or error, and express an opinion on the District's compliance based on our audit. Reasonable assurance is a high level of assurance but is not absolute assurance and therefore is not a guarantee that an audit conducted in accordance with U.S. GAAS, *Government Auditing Standards*, and the Uniform Guidance will always detect material noncompliance when it exists. The risk of not detecting material noncompliance resulting from fraud is higher than for that resulting from error, as fraud may involve collusion, forgery, intentional omissions, misrepresentations, or the override of internal control. Noncompliance with the compliance requirements referred to above is considered material, if there is a substantial likelihood that, individually or in the aggregate, it would influence the judgment made by a reasonable user of the report on compliance about the District's compliance with the requirements of each major federal program as a whole.

In performing an audit in accordance with U.S. GAAS, *Government Auditing Standards*, and the Uniform Guidance, we:

- Exercise professional judgment and maintain professional skepticism throughout the audit.
- Identify and assess the risks of material noncompliance, whether due to fraud or error, and design and perform audit procedures responsive to those risks. Such procedures include examining, on a test basis, evidence regarding the District's compliance with the compliance requirements referred to above and performing such other procedures as we considered necessary in the circumstances.
- Obtain an understanding of the District's internal control over compliance relevant to the audit in order to design audit procedures that are appropriate in the circumstances and to test and report on internal control over compliance in accordance with the Uniform Guidance, but not for the purpose of expressing an opinion on the effectiveness of the District's internal control over compliance. Accordingly, no such opinion is expressed.

We are required to communicate with those charged with governance regarding, among other matters, the planned scope and timing of the audit and any significant deficiencies and material weaknesses in internal control over compliance that we identified during the audit.

***Report on Internal Control Over Compliance***

*A deficiency in internal control over compliance* exists when the design or operation of a control over compliance does not allow management or employees, in the normal course of performing their assigned functions, to prevent, or detect and correct, noncompliance with a type of compliance requirement of a federal program or on a timely basis. *A material weakness in internal control over compliance* is a deficiency, or a combination of deficiencies, in internal control over compliance, such that there is a reasonable possibility that material noncompliance with a type of compliance requirement of a federal program will not be prevented, or detected and corrected, on a timely basis. *A significant deficiency in internal control over compliance* is a deficiency, or combination of deficiencies, in internal control over compliance with a type of compliance requirement of a federal program that is less severe than a material weakness in internal control over compliance, yet important enough to merit attention by those charged with governance.

Our consideration of the internal control over compliance was for the limited purpose described in the first paragraph of this section and was not designed to identify all deficiencies in internal control over compliance that might be material weaknesses or significant deficiencies. We did not identify any deficiencies in internal control over compliance that we consider to be material weaknesses. However, material weaknesses may exist that have not been identified.

Our audit was not designed for the purpose of expressing an opinion on the effectiveness of internal control over compliance. Accordingly, no such opinion is expressed.

**INDEPENDENT AUDITOR'S REPORT**  
**To the Board of Education**  
**Gunnison Watershed School District RE-1J**  
**Gunnison, CO**

***Purpose of this Report***

The purpose of this report on internal control over compliance is solely to describe the scope of our testing of internal control over compliance and the results of that testing based in the requirements of Uniform Guidance and the Guide. Accordingly, this report is not suitable for any other purpose.

*McMahan and Associates, L.L.C.*

**McMahan and Associates, L.L.C.**  
**Avon, Colorado**  
**December 17, 2025**

**Gunnison Watershed School District RE-1J**  
**SCHEDULE OF AUDIT FINDINGS AND QUESTIONED COSTS**  
**For the Year Ended June 30, 2025**

**Part I: Summary of Auditor's Results**

*Financial Statements*

Type of auditor's report issued	Unmodified
Internal control over financial reporting:	
Material weakness identified	None noted
Significant deficiency identified	None noted
Noncompliance material to financial statements noted	None noted

*Federal Awards*

Internal control over major programs:	
Material weakness identified	None noted
Significant deficiency identified	None noted
Type of auditor's report issued on compliance for major programs	Unmodified
Any audit findings disclosed that are required to be reported in accordance with Title 2 U.S. Code of Federal Regulations Part 200	None noted
Major programs – Schools & Roads - Grants to Counties	ALN 10.665
Dollar threshold used to identify Type A from Type B programs	\$750,000
Identified as low-risk auditee	Yes

**Part II: Findings Related to Financial Statements**

Findings related to financial statements as required by Government Auditing Standards	None noted
Auditor-assigned reference number	Not applicable

**Part III: Findings Related to Federal Awards**

Internal control findings	None noted
Compliance findings	None noted
Questioned costs	None noted

**Gunnison Watershed School District RE-1J**  
**SCHEDULE OF PRIOR AUDIT FINDINGS AND QUESTIONED COSTS**  
**For the Year Ended June 30, 2025**

**Note:** There were no findings for the fiscal year ended June 30, 2024.

**Gunnison Watershed School District RE-1J  
Schedule of Expenditures of Federal Awards  
For the Year Ended June 30, 2025**

Federal Grantor/Pass-Through Grantor/Program Title	Federal ALN	Grant Project Code	Expenditures
<b>United States Department of Education:</b>			
<b>Passed Through Colorado Department of Education:</b>			
Title I, Part A, Improving Basic Programs Operated by Schools	84.010	4010	\$ 245,732
IDEA Part B: Flow through 94.142 Special Education	84.027	4027	410,726 <b>A</b>
IDEA Preschool 99-457	84.173	4173	4,727 <b>A</b>
Title III, Part A, English Language Acquisition	84.365A	4365	20,057
Title II, Part A, Teacher and Principal Training and Recruiting	84.367	4367	44,800
Title IV, Part A, Student Support and Academic Enrichment	84.424A	4424	18,625
ESSER III - Rural Co-Action Grant	84.425U	4429	36,486
<b>Passed Through Board of Community College:</b>			
Carl Perkins Vocational & Applied Technology	84.048	4048	38,466
<b>Total United States Department of Education</b>			<u>819,619</u>
<b>United States Department of Agriculture:</b>			
<b>Passed through Colorado Department of Education:</b>			
School Breakfast Program	10.553	4553	82,161 <b>B</b>
Summer Food Service for Children	10.559	4559	16,199 <b>B</b>
National School Lunch Program	10.555	4555	334,236 <b>B</b>
<b>Passed through Gunnison County:</b>			
Schools & Roads - Grants to Counties	10.665	7665	533,343 <b>C</b>
<b>Total United States Department of Agriculture</b>			<u>965,939</u>
<b>United States Department of Health and Human Services:</b>			
<b>Passed through Colorado Department of Education:</b>			
Medical Assistance Program	93.778	9003	141,289
<b>Total United States Department of Health and Human Services</b>			<u>141,289</u>
<b>Total Federal Expenditures</b>			<u>\$ 1,926,847</u>
<b>Additional Information for Clusters:</b>			
<b>A</b> - Special Education Cluster (IDEA)	\$ 415,453		
<b>B</b> - Child Nutrition Cluster	\$ 432,596		
<b>C</b> - Forest Service Schools & Roads Cluster	\$ 533,343		

**Notes to the Schedule of Expenditures of Federal Awards for the Year Ended June 30, 2025:**

**Note 1 - Basis of Presentation:**

The Schedule of Expenditures of Federal Awards includes the federal grant activity of Gunnison Watershed School District RE-1J and is presented on the modified accrual basis of accounting. The information in this schedule is presented in accordance with the requirements of Title 2, U.S. Code of Federal Regulations, Part 200, *Uniform Administrative Requirements, Cost Principles, and Audit Requirements for Federal Awards ("Uniform Guidance")*. Therefore, some amounts presented in this schedule may differ from the amounts presented in, or used in the preparation of the basic financial statements.

**Note 2 - Determining the Value of Non-cash Awards Expended:**

Food Commodities: Fair market value of commodities at the time recipient received award.

**Note 3 - Indirect Facilities and Administration Costs:**

The District did not use the 10% de minimis cost rate allowed in 200.414, *Indirect (F&A) Costs*, of the Uniform Guidance.

**Note 4 - Sub recipients:**

Gunnison Watershed School District RE-1J did not provide any federal funds listed in the Schedule of Expenditures of Federal Awards to sub-recipients.