


STOPit App on an SRCS Chromebook

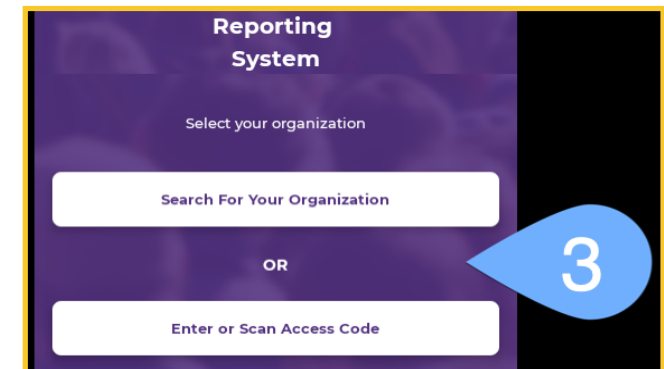
STOPit is anonymous, even from your Chromebook!



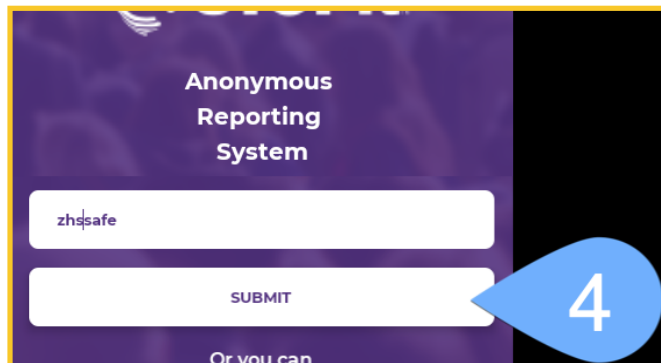
1 Sign into your Chromebook and open the Google Play store at the bottom.



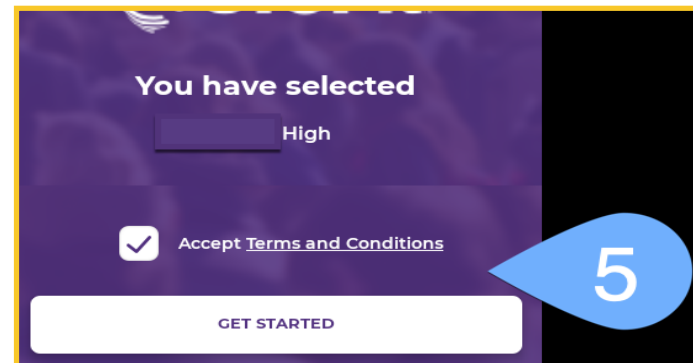
2 Select and open the STOPit application.



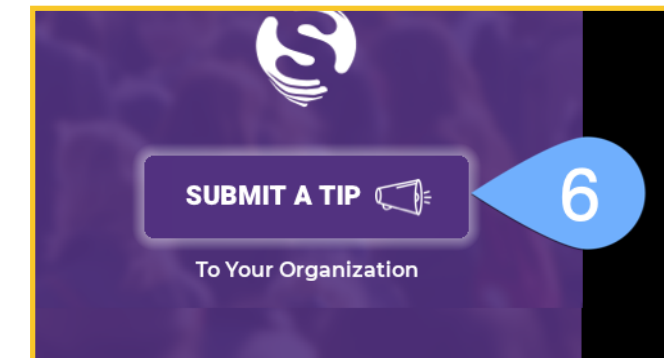
3 Go to your school either with a search or the access code.



4 Submit your location.



5 Accept the terms and Get Started.



6 Select Submit A Tip and follow the prompts. Your tip will go to your school site administration.

📌 Create a custom code to return to the STOPit application and view your tip.

📌 You can also access the STOPit app from the app launcher on your Chromebook.