

SRCS - Aeries Parent Portal

Get started with your Santa Rosa City Schools portal in Aeries!

1. You will receive a “Welcome” letter from Santa Rosa City Schools with a link to the portal, your email, and temporary password. If you need to search for the letter in your email, use “SantaRosa” as one word in your search.

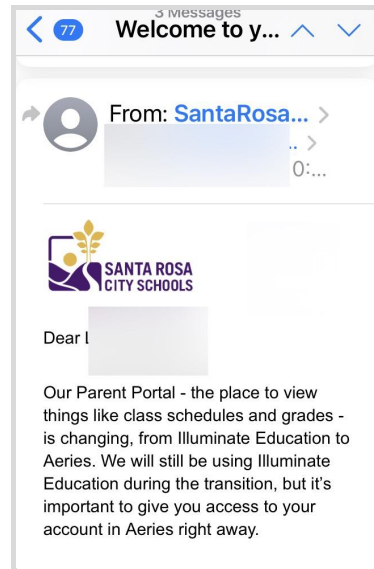
If you have not received a letter, please contact your child’s school site.

Scroll down to:

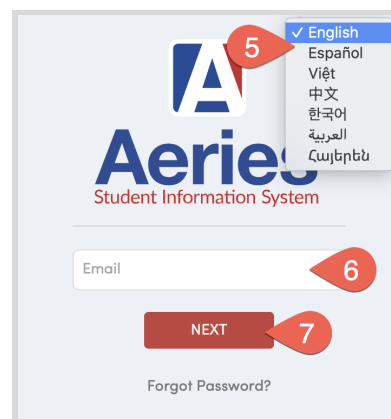
2. Link to the Aeries portal for SRCS:
<https://santarosacity.aeries.net/student/>
3. Use the email displayed here to sign in
4. Copy your temporary password or type it in on sign in.

Click the link in the email, this will take you to the Aeries portal for SRCS. (If you have a student in a different Aeries district, you will use a different portal link.)

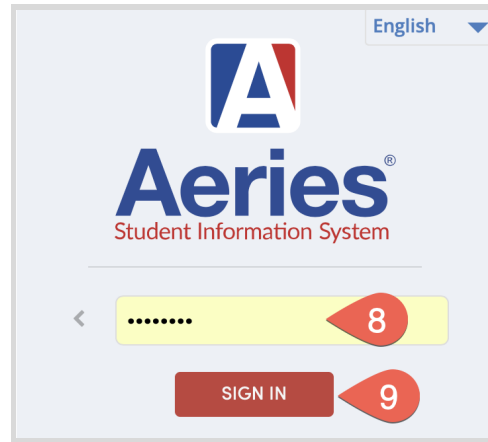
5. Select your language preference in the upper right hand corner.
6. Use the email from the letter
7. Select “Next”



Please navigate to: <https://santarosacity.aeries.net/student/>
Your Email is: bcglobal.net
Then click the red “Next” button
Your temporary password is: 3QY33W47



8. Enter the password from the welcome letter
9. Select "Sign In"



Change Your Password

10. Open the drop down menu next to your name, in the upper right corner.
11. Select "Change Password"
 - a. You will be asked to enter your current password and a new password.
12. You can also change your email in this drop down.

13. Use the menu at the top to navigate the portal and view student information.

