

2026-2027 SENIORS

LAST NAME _____

FIRST NAME _____

ACADEMIC CAREER PLAN

My current career goal _____

Which type of training is needed for this job? (circle one)

On the job Apprenticeship 1-2 year program 4 year degree Graduate degree
(master's)

Helpful high school courses include _____

COURSE REQUESTS

Semester 1

Semester 2

1. English _____

1. English _____

2. Social Studies - Choose One Option

#1 Economics

+

#1 Soc Studies Elt _____

#2 AP Macroeconomics or AP Microeconomics

+

#2 Soc Studies Elt _____

#3 Personal Finance

+

#3 Soc Studies Elt _____

#3 Soc Studies Elt _____

3. _____

3. _____

4. _____

4. _____

5. _____

5. _____

6. _____

6. _____

7. _____

7. _____

8. _____

8. _____

R
A
N
K
↓

COURSE ALTERNATES

1. English Alternate: _____

2. Social Studies Alternate: _____

3. Elective Alternate: _____

4. Elective Alternate: _____

UNIVERSITIES OF WISCONSIN DIRECT ADMIT OPTION

I am interested in opting into the Universities of Wisconsin Direct Admit program for Fall of 2027. Yes _____ No _____

PARENT APPROVAL

Signature of approval by Parent/Guardian

Date

REGISTER ONLINE – SEE BACK FOR INSTRUCTIONS

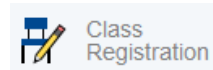
COURSE SELECTION PROCESS




Class of
2027
Seniors

1. **Complete your Academic & Career Plan (ACP)** on the front of this sheet. Remember to use the Career Clusters section of the Course Description Book (pages 12-19) and Xello (access through PowerSchool) to help with course selections.
2. **Enter your course requests** on Lines 1-8 on the front of this sheet. Be sure to enter courses for BOTH semesters. Please use the course names found in the Course Description Book. Rank order the electives you enter on lines 3-8.
3. **Enter your course alternates.** These courses WILL be used when conflicts occur in your requested schedule. Rank order your alternate choices.
4. **Discuss your course choices with your parents.** A parent or guardian signature is required.
5. **Enter your requests in PowerSchool** using the directions below.

ONLINE COURSE REGISTRATION DIRECTIONS

1. Complete this course selection worksheet.
2. Go to <https://ona.powerschool.com>.
3. Log in using your student PowerSchool username and password.
4. Go to "Class Registration" on the left side of the screen.
5. Follow the on-screen instructions to sign up for each of your classes.



- a) Click on the edit button  to open each subject area to select your courses.
- b) Enter all of your course requests in one session.
- c) When signing up for a year-long class, be sure to select BOTH semesters.
- d) You must select a minimum of 6 "Credit Hours" (see bottom of screen).
- e) Green check marks  indicate you are done with a section.
- f) Red exclamation points  indicate you are not done.
- g) Look at all pages of each subject (1, 2, or 3 pages of course options for some subjects).
- h) **You do not need to click a course to request a study hall/commons.**

6. **CLICK SUBMIT to save your requests!**



HELPFUL REMINDERS

- You must have a minimum of **SIX** classes per semester.
- Review requirements for colleges/universities on page 6 of the Course Description Book. *Note:* Many four-year colleges will not accept Practical English or Communication in Media as college-prep English credit. If you're planning to attend a four-year college, be sure that you have had three years of **LAB** sciences.
- Please review ECCP/SCN and Career & Technical Education opportunities. **The application deadline is February 27, 2026 for these opportunities.**
- ONCE SCHEDULES ARE CREATED, NO CHANGES WILL BE MADE!
- Please contact Student Services with questions:
Mr. Silker (**A-Ht**), Mrs. DeLong (**Hu-Ri**), Mr. Horman (**Rj-Z**)

**ONLINE COURSE REQUESTS AND WORKSHEETS ARE DUE
IN SOCIAL STUDIES CLASS ON JANUARY 12, 2026.**