

MILLBROOK MIDDLE SCHOOL

***Welcome
Future 6th
Graders!***

Transition Activities



This Spring:

- 5th grade students are invited to the Middle School to eat lunch with 6th graders & meet the 6th grade teachers!
- 5th grade families are invited to Parent Night.
- Mrs. Domino will come to 5th grade classes to share information about the Middle School.



Over the summer:

- You will receive your 6th grade schedule through Parent Portal.
- Students and families are invited to the 6th Grade Summer Orientation.
- Stop by the last week of summer to see your lockers and walk your schedule.

Schedule




We have 9 periods,
plus homebase.



We run on a 6-day cycle,
meaning some classes may
change depending on if it is
an odd day or even day.



Class periods are 40 minutes
long, aside from homebase
which is 13 minutes. You
have 3 minutes in between
periods.




School begins at
7:45am and ends at
2:30pm

What classes will I be taking?

Period	Class
1	ELA / Reading
2	ELA / Reading
3	Math
4	Science
5	Social Studies
6	Lunch
7	Specials (Art, Music, Digital Literacy, FACS)
8	Physical Education / _____
9	_____ / _____


- Band 6
- Chorus 6
- Seminar 6
- STEM 6
- Enriched History
- Academic support (Math Lab, ELA Lab, Study Skills, Resource Room, etc.)



The order of your classes will depend on your specific schedule.

Lockers - True or False

- **If I forget how to open my locker, a teacher can help me.**
 - *TRUE! Teachers are in the hallways in between classes to assist students in opening lockers.*
- **I should give my locker combination to my friends.**
 - *FALSE! Your locker combination is private information. You should not share your combination with friends. However, you may want to write your combination in a few places in case you forget it.*
- **Students are allowed to decorate their lockers.**
 - *TRUE! Students can add shelves, magnets, pictures, and other items to their lockers. You cannot put any stickers on your locker or vandalize it with pen or marker.*
- **I should go to my locker in between every period.**
 - *FALSE! Most students only go to their lockers in the morning, before and after lunch, and before leaving for the day. Stopping at your locker in between every period is time consuming.*
- **If I'm in a rush, I don't have to lock my locker.**
 - *FALSE! Make sure you lock your locker after each use. Although it might save you a little time the next time you visit your locker, leaving it open puts your belongings at risk.*



Clubs & Activities

**Band &
Chorus**



**Kindness
Club**

**Code
Club**

**Junior
Interact**



**Garden
Club**

**School
Dances**



**Student
Government**



**Book
Club**

Intramurals



**Robotics
Club**



**STEAM
Fair**

**Yearbook
Club**

**Media
Club**

**Art
Club**




Clubs & Activities

- There is no formal “sign up” in order to join a club. Just show up to a meeting!
- If you aren’t sure if that club is for you, you can show up and decide whether or not you want to continue.
- You can join a club at any point in the school year.
- Club schedules will be announced at the beginning of the year and are available in the Main Office.
- Late buses are available Tuesday - Thursday at 3:20pm.

Extra Help

- Learning Center, Math Lab and ELA Lab are offered after school.
- These are available to all students grades 6-8.
- Schedules for extra help will be posted at the beginning of the year.
- Teachers may stay after school for extra help as well.
- Late buses are available Tuesday - Thursday at 3:20pm.



Sports



Fall:

- Cross Country
- Soccer
- Volleyball (girls)

Spring:

- Softball
- Baseball
- Track & Field



Winter:

- Basketball

School sports begin in 7th grade





Field Trips



Students will take many field trips during 6th, 7th and 8th grade. Field trips vary from year to year.

Some of the trips we've taken the past few years include:



- Walking Tour of Millbrook
- Bear Mountain
- IBM
- Cary Institute
- Dutchess County Legislature
- Vassar College
- Yankee Stadium
- West Point Boat Cruise
- Washington D.C.
- Lake Compounce



Tips

- Leave your cell phone at home or in your locker!
- Bookmark the “[6th Grade Homework Doc](#)” - this is where your teachers will post all of your assignments for the week.
- Sign up for Parent Portal - On Parent Portal, parents/guardians and students can see grades, assignments, attendance, report cards, etc.
- Keep your trapper keepers and lockers organized.
- Advocate for yourself when you need help! There are plenty of people who can help you at MMS.

Where can I go for help?

- Any of your teachers, you will have a lot of them!
- Main office staff
- School psychologist
- School counselor



Questions?

If you have any questions, feel free to reach out to your 6th grade school counselor,
Mrs. Domino.

Kelly.Domino@millbrookcsd.org

845-677-4210 x.3109