Oklahoma County School District No. I-89
OKLAHOMA CITY PUBLIC SCHOOLS

FY2025 Budget

Prepared in Accordance with the
"School District Budget Act"
(Section 5-150 et seq. of Title 70)
Adopted by the Oklahoma City Public Schools
Board of Education June 4, 2001

Oklahoma County School District No. I-89
Oklahoma City Public Schools
FY2025 Budget

TABLE OF CONTENTS

I. SUPPLEMENTAL INFORMATION
District Profile…… 1
Student Enrollment…….. 2
Historical Net Assessed Valuations of Oklahoma County…… 3

II. SCHOOL BUDGET AND FINANCIAL PLAN
Chart of Budgeted Revenues…… 4
Summary of Budgeted Revenues……. 5
Chart of Budgeted Expenditures by Object……. 6
Summary of Budgeted Expenditures by Object……. 7
Chart of Budgeted Expenditures by Function……. 8
Summary of Budgeted Expenditures by Function……. 9

III. GENERAL FUND
Revenue Summary - Excluding Charter Schools…… 10
Federal Program Summary……..……..…….. 11
Expenditure Summary by Object……..... 12
Expenditure Summary by Function……...…… 13

IV. BUILDING FUND
Revenue Summary…….. 14
Expenditure Summary by Object……..……... 15
Expenditure Summary by Function……..……... 16

V. SCHOOL NUTRITION FUND
Revenue Summary……...….. 17
Expenditure Summary by Object……...……. 18
Expenditure Summary by Function……..……. 19

VI. CAPITAL IMPROVEMENT FUND - 2007 BOND AUTHORIZATION
Revenue Summary……..…….. 20
Expenditure Summary by Object……...…….……. 21
Expenditure Summary by Function……...…….……. 22

VII. CAPITAL IMPROVEMENT FUND - 2016 BOND AUTHORIZATION
Revenue Summary……..…….. 23
Expenditure Summary by Object……..……..……. 24
Expenditure Summary by Function……..……..……. 25

VIII. CAPITAL IMPROVEMENT FUND - 2022 BOND AUTHORIZATION
Revenue Summary……..…….. 26
Expenditure Summary by Object……..……..……. 27
Expenditure Summary by Function……..……..……. 28

IX. SINKING FUND
Revenue Summary……...……..…….. 29
Expenditure Summary by Object…….…….…….……. 30
Expenditure Summary by Function……...……..……..…….…… 31

X. INSURANCE FUND
Revenue Summary……...……..…….. 32
Expenditure Summary by Object…….…….…….……. 33
Expenditure Summary by Function……...……..……..…….…… 34

Oklahoma County School District No. I-89
Oklahoma City Public Schools
District Profile

Board of Education

Name	Office	District #	Term of Office
Paula Lewis	Board Chairperson		2025
Carole Thompson	Member	1	2025
Lori Bowman	Vice-Chairperson	2	2025
Jessica Cifuentes	Member	3	2028
Dana Meister	Member	4	2028
Mike Shelton	Member	5	2026
Juan Lecona	Member	6	2027
Meg McElhaney	Member	7	2026

Dr. Jamie Polk, Superintendent

Officers

Craig Cates, Board Clerk
Shannon Meeks, Encumbrance Clerk
Craig Cates, Minute Clerk
Ann Harper, Treasurer
Martha Sturm Sawyer, Designated Purchasing Agent

Oklahoma County School District No. I-89
Oklahoma City Public Schools
Student Enrollment - Average Daily Membership

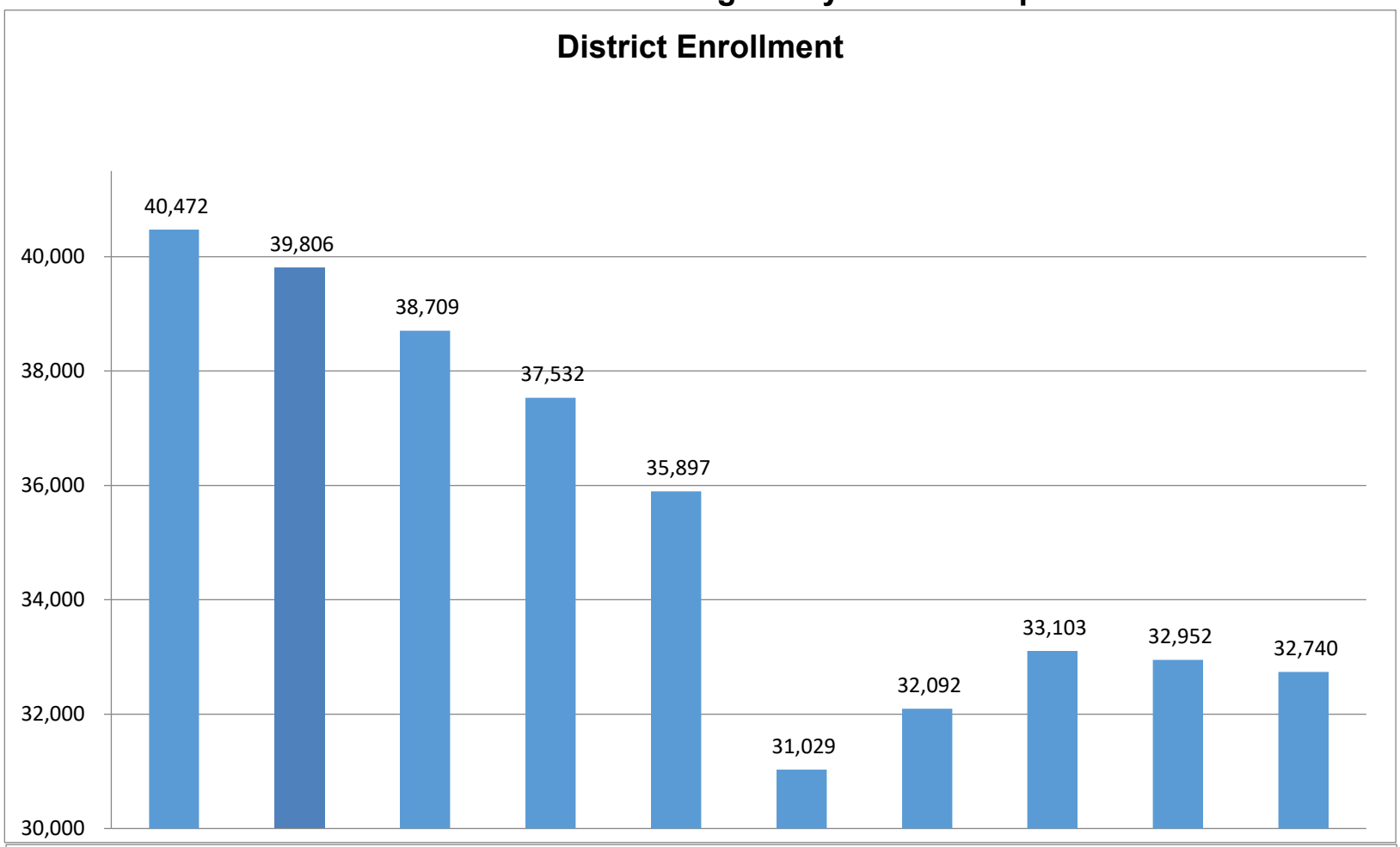

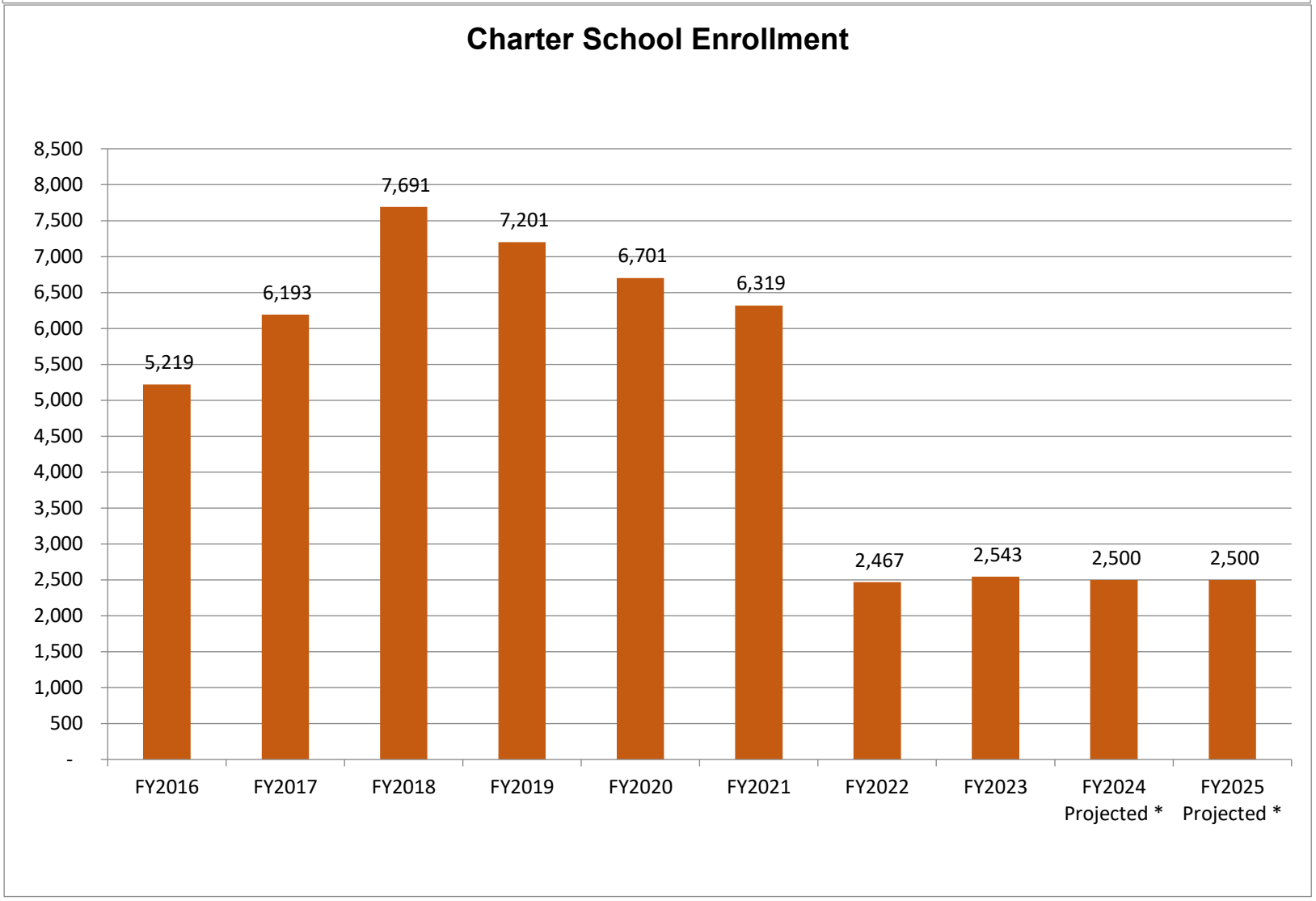

Source: Planning, Research & Evaluation Dept. - Oklahoma City Public Schools

Oklahoma County School District No. I-89
Oklahoma City Public Schools
Net Assessed Valuations of Oklahoma County

YEAR	NET ASSESSED VALUATIONS	% CHANGE FROM PREVIOUS YEAR
2014	1,938,948,641	2.63%
2015	2,008,693,881	3.60%
2016	2,050,102,184	2.06%
2017	2,100,183,140	2.44%
2018	2,168,804,021	3.27%
2019	2,268,719,153	4.61%
2020	2,373,532,189	4.62%
2021	2,429,855,829	2.37%
2022	2,584,153,958	6.35%
2023	2,774,228,282	7.36%
2024 (projected)	2,883,280,339	3.93%

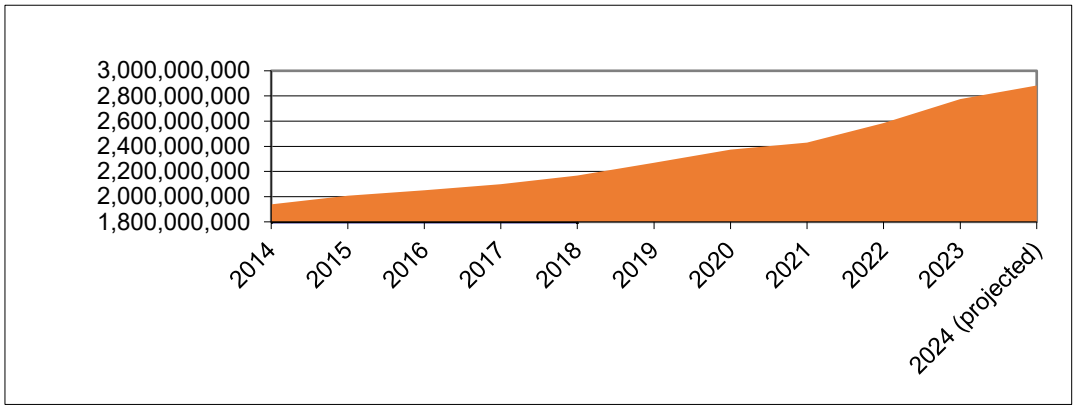

Oklahoma County School District No. I-89
Oklahoma City Public Schools
FY2025
Chart of Budgeted Revenues

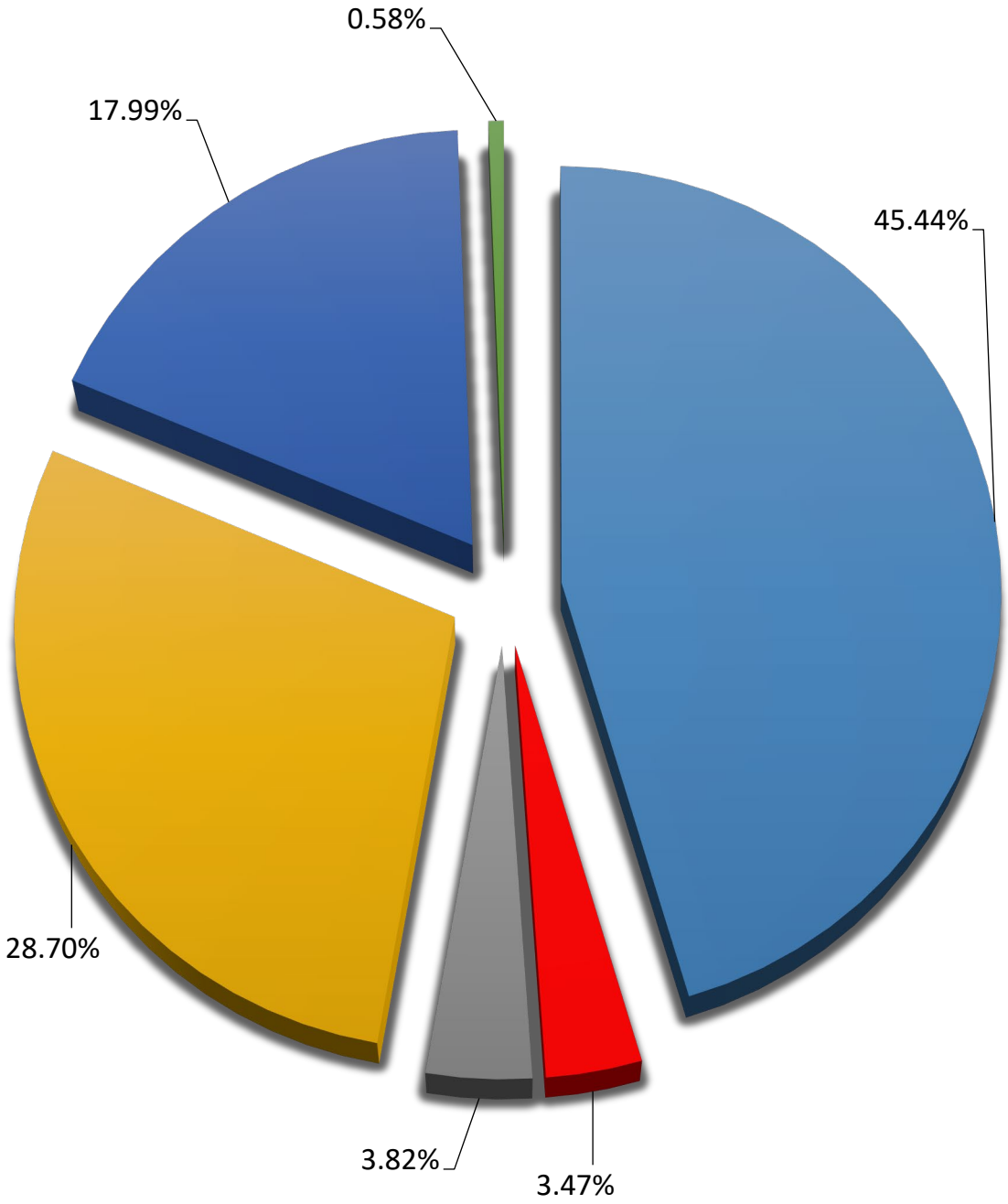

Oklahoma County School District No. I-89
Oklahoma City Public Schools
FY2025
Summary of Budgeted Revenues

OCAS Revenue Source Codes	General Fund 11	Building Fund 21	School Nutrition Fund 22	Capital Improvements Bond Funds 38, 50-59, 63, 64, 75-76	Sinking Fund 41	Insurance Fund 86	Total Appropriated Funds
1000 District Sources of Revenue	107,663,000	15,230,000	803,000	9,025,000	69,558,000	-	202,279,000
2000 Intermediate Sources of Revenue	12,612,000	-	-	-	-	-	12,612,000
3000 State Sources of Revenue	175,686,000	3,865,000	2,612,000	-	-	-	182,163,000
4000 Federal Sources of Revenue	62,443,000	5,735,000	21,447,000	-	-	-	89,625,000
5000 Non-Revenue Receipts	159,000	-	-	31,500,000	433,000	-	32,092,000
6000 Lapsed Appropriations	2,691,000	687,000	1,356,000	972,000	-	-	5,706,000
Total Revenue from all Sources	361,254,000	25,517,000	26,218,000	41,497,000	69,991,000	-	524,477,000
6110 Prior Year Ending Fund Balance/Equity	33,060,000	4,599,000	6,932,000	207,555,000	86,150,000	4,992,000	343,288,000
TOTAL BUDGETED REVENUE	394,314,000	30,116,000	33,150,000	249,052,000	156,141,000	4,992,000	867,765,000

Oklahoma County School District No. I-89
Oklahoma City Public Schools
FY2025
Chart of Budgeted Expenditures by Object

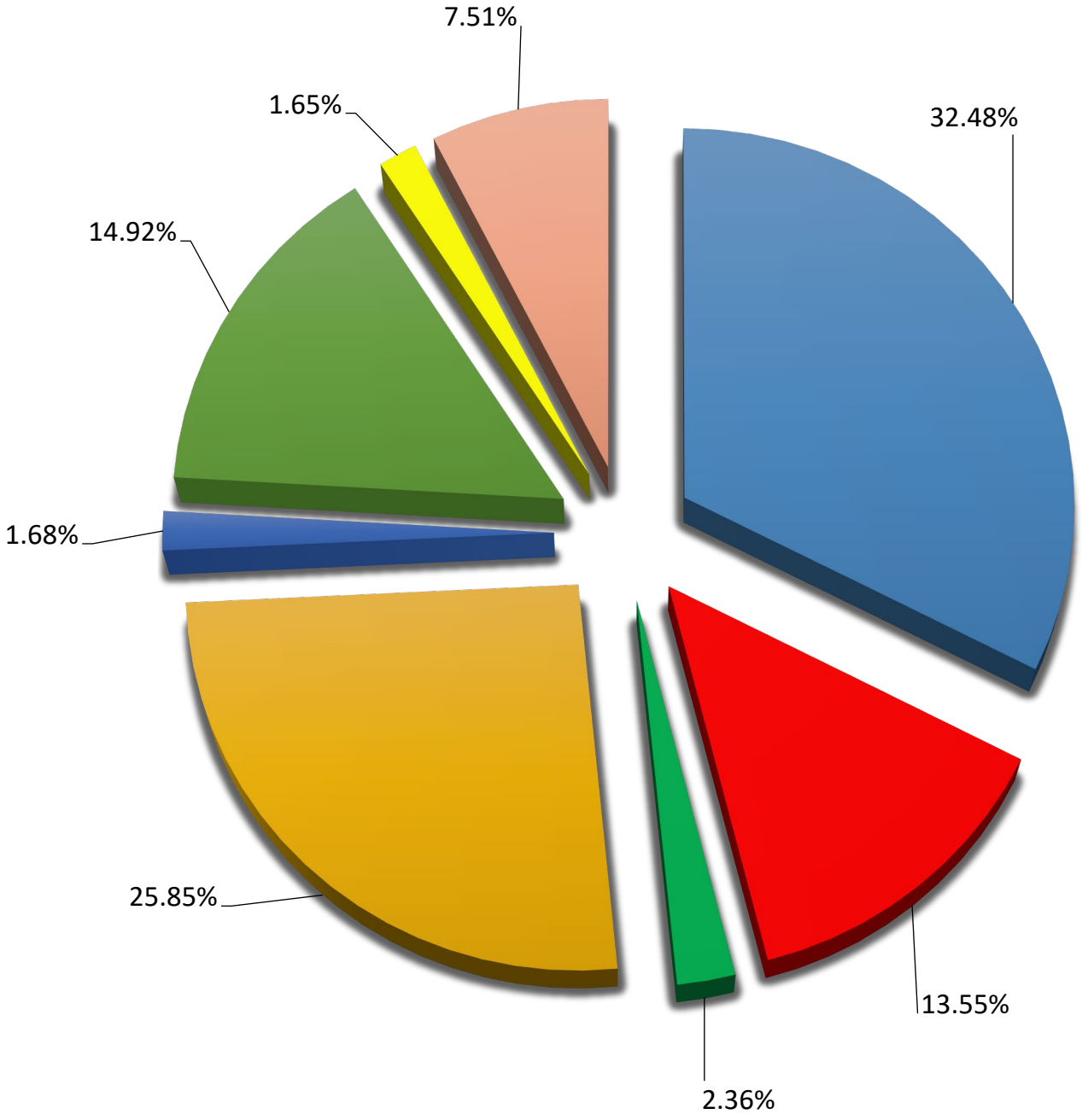

Oklahoma County School District No. I-89
Oklahoma City Public Schools
FY2025
Summary of Budgeted Expenditures by Object

OCAS Expenditure Object Codes	General Fund 11	Building Fund 21	School Nutrition Fund 22	Capital Improvements Bond Funds 38, 50-59, 63, 64, 75-76	Sinking Fund 41	Insurance Fund 86	Total Appropriated Funds
100 Personnel Services (Salaries)	219,430,000	6,186,000	7,313,000	2,788,000	-	-	235,717,000
200 Personnel Services (Employee Benefits)	89,494,000	2,782,000	5,078,000	961,000	-	-	98,315,000
300 Contracted Services	11,895,000	18,000	11,000	5,225,000	-	-	17,149,000
400 Purchased Property Services	12,401,000	6,513,000	250,000	165,422,000	-	2,995,000	187,581,000
500 Other Purchased Services	12,002,000	89,000	58,000	-	-	-	12,149,000
600 Supplies	22,254,000	4,635,000	16,022,000	65,385,000	-	-	108,296,000
700 Property	231,000	17,000	410,000	9,271,000	-	1,997,000	11,926,000
800 Other Objects	2,125,000	-	32,000	-	52,345,000	-	54,502,000
900 Charter Schools/Other Uses of Funds	-	-	-	-	-	-	-
TOTAL BUDGETED EXPENDITURES BY OBJECT	**369,832,000**	**20,240,000**	**29,174,000**	**249,052,000**	**52,345,000**	**4,992,000**	**725,635,000**

Oklahoma County School District No. I-89
Oklahoma City Public Schools
FY2025
Chart of Budgeted Expenditures by Function

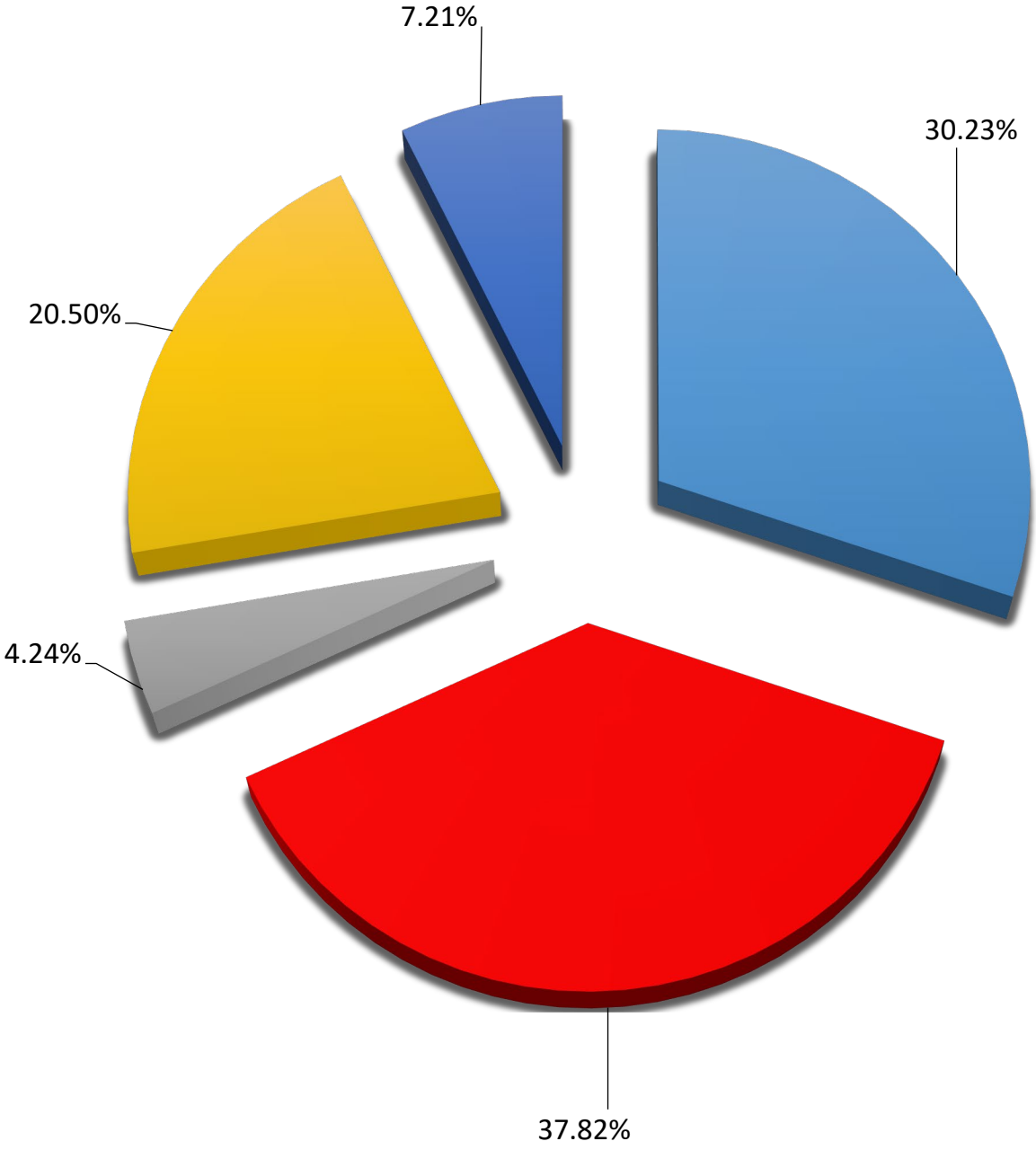

Oklahoma County School District No. I-89
Oklahoma City Public Schools
FY2025
Summary of Budgeted Expenditures by Function

OCAS Expenditure Function Codes	General Fund 11	Building Fund 21	School Nutrition Fund 22	Capital Improvements Bond Funds 38, 50-59, 63, 64, 75-76	Sinking Fund 41	Insurance Fund 86	Total Appropriated Funds
1000 Instruction	198,915,000	-	-	20,476,000	-	-	219,391,000
2000 Support Services	169,033,000	16,778,000	-	86,111,000	-	2,496,000	274,418,000
3000 Operation of Non-Instructional Services	1,596,000	-	29,153,000	-	-	-	30,749,000
4000 Facilities Acquisition & Construction Services	288,000	3,462,000	21,000	142,465,000	-	2,496,000	148,732,000
5000 Other Uses	-	-	-	-	52,345,000	-	52,345,000
8000 Repayment	-	-	-	-	-	-	-
TOTAL BUDGETED EXPENDITURES BY FUNCTION	**369,832,000**	**20,240,000**	**29,174,000**	**249,052,000**	**52,345,000**	**4,992,000**	**725,635,000**

Oklahoma County School District No. I-89
Oklahoma City Public Schools
Revenue Summary
GENERAL FUND

OCAS Revenue Source Codes	FY2023 Revenue Audited	FY2024 Revenue Projected	FY2025 Revenue Budget	Budget to FY2024 Projected % +/-
Local Sources				
1110 Tax Collections-Current	88,108,971	94,898,480	98,628,000	3.93%
1120 Tax Collections-Prior	1,969,326	2,250,000	2,284,000	1.51%
1310 Interest	1,503,303	2,800,000	2,240,000	-20.00%
Other Local Sources	6,214,223	4,510,903	4,511,000	0.00%
Total Local Sources	**97,795,823**	**104,459,383**	**107,663,000**	**3.07%**
County Sources				
2100 County 4 Mill	9,843,682	10,400,000	10,712,000	3.00%
2200 County Apportionment	1,767,912	1,400,000	1,400,000	0.00%
2300 Resale Property	468,402	500,000	500,000	0.00%
Total County Sources	**12,079,996**	**12,300,000**	**12,612,000**	**2.54%**
State Sources				
3110 Gross Production Tax	478,018	287,000	287,000	0.00%
3120 Motor Vehicle Collection	12,925,179	12,400,000	12,400,000	0.00%
3140 State School Land Earnings	4,560,787	4,800,000	4,800,000	0.00%
3150 Vehicle Tax Stamp	95,174	100,000	100,000	0.00%
3210 Foundation Incentive	103,918,979	124,838,538	123,873,000	-0.77%
3250 Flexible Benefit Allowance	30,714,804	29,174,040	29,174,000	0.00%
3310 Alternative Education	1,262,780	832,381	835,000	0.31%
3412 National Board Certification	260,000	208,900	200,000	-4.26%
3415 Reading Sufficiency Allowance	915,739	811,008	810,000	-0.12%
3420 State Textbook	1,991,972	2,041,027	2,041,000	0.00%
38xx Career Tech	891,046	954,820	950,000	-0.50%
3xxx Other State Sources	254,528	205,089	216,000	5.32%
Total State Sources	**158,269,006**	**176,652,803**	**175,686,000**	**-0.55%**
Total Federal Sources	**98,951,643**	**104,241,467**	**62,443,000**	**-40.10%**
Total Non-Revenue Sources	**194,715**	**172,933**	**159,000**	**-8.06%**
Total Lapsed Appropriations	**2,868,543**	**2,691,343**	**2,691,000**	**-0.01%**
Total Revenue From All Sources	**370,159,726**	**400,517,929**	**361,254,000**	**-9.80%**
Prior Year Ending Fund Balance/Equity	**38,384,637**	**29,355,207**	**33,060,000**	**12.62%**
TOTAL REVENUE	**408,544,363**	**429,873,136**	**394,314,000**	**-8.27%**

Oklahoma County School District No. I-89
Oklahoma City Public Schools
Federal Program Summary - SEFA

FEDERAL GRANT PROGRAM TITLE	FY2023 Revenue Audited	FY2024 Revenue Projected	FY2025 Revenue Budget - SEFA
Direct Grants			
Title VII, Part A, Indian Education	515,289	585,000	600,000
Total Direct Grants	**515,289**	**585,000**	**600,000**
Pass-Through Grants			
VoTech/Carl Perkins	1,003,896	1,080,900	1,100,000
Title I	25,105,478	25,229,572	35,350,000
Striving Readers	96,092	5,000	-
Title II	2,739,180	3,000,000	6,500,000
Title VII, Johnson O'Malley Program	131,657	100,000	100,000
Immigrant Education Act	156,311	3,000	150,000
Title III - English Language Acquisition	957,351	1,050,000	1,150,000
IDEA	7,975,642	7,994,790	9,615,000
OJT-Special Education Students	58,664	50,000	50,000
Head Start Funds to Schools	472,789	450,000	400,000
MIECHV, Parents as Teachers	496,506	450,000	450,000
Gear Up	749,364	750,000	750,000
Consolidated Administrative Funds	871,473	925,000	900,000
DHS - Daycare	-	-	-
JROTC	-	-	-
Title X, Homeless	131,696	75,000	90,000
CARES ESSER I	5,463,198	487,217	-
GEER/ESSERF	38,494	171,703	
CRRSA ESSER II	47,867,585	39,660	-
ARP ESSER III	39,317,686	52,500,000	5,000,000
ARP ESSER School Counselor Corps	229,160	450,000	-
CDC Epidemiology & Lab Capacity	298,694	500,000	-
ARP Humanities for Libraries	10,000	-	-
COPS School Violence Prevention	500,000	-	250,000
Emergency Connectivity Fund	5,560,698	900,000	-
FEMA Disaster Grants-Public Assistance	27,021	-	-
Carryover/New Program Estimate	-	-	-
Child Nutrition Cluster	23,094,150	20,508,285	20,650,000
Total Pass-Through Grants	**163,352,785**	**116,720,127**	**82,505,000**
TOTAL SEFA	**163,868,074**	**117,305,127**	**83,105,000**

Oklahoma County School District No. I-89
Oklahoma City Public Schools
Expenditure Summary - By Object
GENERAL FUND

OCAS Expenditure Object Codes	FY2023 Expense Audited	FY2024 Expense Projected	FY2025 Expense Budget	Budget to FY2024 Projected % +/-
100 Personnel Services (Salaries)	218,524,363	231,555,026	219,430,000	-5.24%
200 Personnel Services (Employee Benefits)	87,127,544	91,476,419	89,494,000	-2.17%
300 Contracted Services	19,692,328	19,751,933	11,895,000	-39.78%
400 Purchased Property Services	13,113,874	13,641,320	12,401,000	-9.09%
500 Other Purchased Services	10,030,339	12,230,799	12,002,000	-1.87%
600 Supplies	29,446,142	26,115,106	22,254,000	-14.78%
700 Property	281,725	230,802	231,000	0.09%
800 Other Objects	972,841	2,125,233	2,125,000	-0.01%
900 Other Uses of Funds	-	(313,733)	-	0.00%
TOTAL EXPENDITURE BY OBJECT	**379,189,156**	**396,812,905**	**369,832,000**	**-6.80%**

Oklahoma County School District No. I-89
Oklahoma City Public Schools
Expenditure Summary - By Function
GENERAL FUND

OCAS Expenditure Function Codes	FY2023 Expense Audited	FY2024 Expense Projected	FY2025 Expense Budget	Budget to FY2024 Projected % +/-
1000 Instruction	201,752,471	210,620,526	198,915,000	-5.56%
2000 Support Services	175,141,568	184,101,105	169,033,000	-8.18%
3000 Operation of Non-Instructional Services	1,414,975	1,596,208	1,596,000	-0.01%
4000 Facilities Acquisition & Construction Services	293,100	287,923	288,000	0.03%
5000 Other Uses	587,042	207,143	-	-100.00%
TOTAL EXPENDITURE BY FUNCTION	**379,189,156**	**396,812,905**	**369,832,000**	**-6.80%**

Oklahoma County School District No. I-89
Oklahoma City Public Schools
Revenue Summary
BUILDING FUND

OCAS Revenue Source Codes	FY2023 Revenue Audited	FY2024 Revenue Projected	FY2025 Revenue Budget Calc	FY2025 Revenue Budget	Budget to FY2024 Projected % +/-
Local Sources					
1110 Tax Collections-Current	12,593,996	13,540,054	14,072,178	14,072,000	3.93%
1120 Tax Collections-Prior	281,489	290,000	294,350	294,000	1.38%
1310 Interest	271,475	240,000	-	-	-100.00%
1xxx Direct TIF	-	168,951	-	-	-100.00%
1xxx Other	1,357,106	1,223,752	862,880	864,000	-29.40%
Total Local Sources	**14,504,066**	**15,462,757**	**15,229,408**	**15,230,000**	**-1.51%**
Total County Sources	**-**	**-**	**-**	**-**	**0.00%**
State Sources					
3435 Redbud Allocation	-	3,037,000	3,037,000	3,037,000	0.00%
3250 Flexible Benefit Allowance	-	828,121	828,121	828,000	-0.01%
Total State Sources	**-**	**3,865,121**	**3,865,121**	**3,865,000**	**0.00%**
Total Federal Sources	**934,365**	**7,401,001**	**5,734,999**	**5,735,000**	**0.00%**
Total Non-Revenue Sources	**-**	**-**	**-**	**-**	**0.00%**
Total Lapsed Appropriations	**1,696,163**	**687,385**	**687,385**	**687,000**	**-0.06%**
Total Revenue From All Sources	**17,134,594**	**27,416,264**	**25,516,913**	**25,517,000**	**-6.93%**
Prior Year Ending Fund Balance/Equity	**2,836,924**	**3,557,075**	**4,598,708**	**4,599,000**	**29.29%**
TOTAL REVENUE	**19,971,518**	**30,973,339**	**30,115,621**	**30,116,000**	**-2.77%**

Oklahoma County School District No. I-89
Oklahoma City Public Schools
Expenditure Summary - By Object
BUILDING FUND

OCAS Expenditure Object Codes	FY2023 Expense Audited	FY2024 Expense Projected	FY2025 Expense Budget	Budget to FY2024 Projected % +/-
100 Personnel Services (Salaries)	6,515,046	6,791,943	6,186,000	-8.92%
200 Personnel Services (Employee Benefits)	2,596,010	2,782,739	2,782,000	-0.03%
300 Contracted Services	6,515	17,500	18,000	2.86%
400 Purchased Property Services	4,664,686	14,758,399	6,513,000	-55.87%
500 Other Purchased Services	103,135	87,555	89,000	1.65%
600 Supplies	1,478,266	1,603,289	4,635,000	189.09%
700 Property	-	16,523	17,000	2.89%
800 Other Objects	1,050,786	-	-	0.00%
900 Other Uses of Funds	-	316,682	-	-100.00%
TOTAL EXPENDITURE BY OBJECT	**16,414,444**	**26,374,630**	**20,240,000**	**-23.26%**

Oklahoma County School District No. I-89
Oklahoma City Public Schools
Expenditure Summary - By Function
BUILDING FUND

OCAS Expenditure Function Codes	FY2023 Expense Audited	FY2024 Expense Projected	FY2025 Expense Budget	Budget to FY2024 Projected % +/-
1000 Instruction	-	-	-	0.00%
2000 Support Services	14,431,467	14,124,036	16,778,000	18.79%
3000 Operation of Non-Instructional Services	-	-	-	0.00%
4000 Facilities Acquisition & Construction Services	1,982,977	12,250,594	3,462,000	-71.74%
5000 Other Uses	-	-	-	0.00%
TOTAL EXPENDITURE BY FUNCTION	**16,414,444**	**26,374,630**	**20,240,000**	**-23.26%**

Oklahoma County School District No. I-89
Oklahoma City Public Schools
Revenue Summary
SCHOOL NUTRITION SERVICES

OCAS Revenue Source Codes	FY2023 Revenue Audited	FY2024 Revenue Projected	FY2025 Revenue Budget	Budget to FY2024 Projected % +/-
Local Sources				
1310 Interest	487,697	465,000	372,000	-20.00%
1xxx Other Local Revenue	-	431,000	431,000	0.00%
16xx Refund of Prior Year's Expense	23,797	-	-	0.00%
17xx Paid Student & Adult Meals	553,774	-	-	0.00%
Total Local Sources	**1,065,268**	**896,000**	**803,000**	**-10.38%**
Total County Sources	**-**	**-**	**-**	**0.00%**
State Sources				
3720 State Matching	168,852	197,525	198,000	0.24%
3250 Flexible Benefit Allowance	-	2,414,000	2,414,000	0.00%
Total State Sources	**168,852**	**2,611,525**	**2,612,000**	**0.02%**
Federal Sources				
4710 Lunches	14,360,242	13,933,338	14,282,000	2.50%
4710 Supper	-	-	-	0.00%
4720 Breakfasts	4,331,675	4,459,004	4,570,000	2.49%
4740 Summer Feeding Program	32,300	264,320	271,000	2.53%
4750 Child & Adult Care Food Program	184,580	42,533	44,000	3.45%
4760 Fresh Fruit and Vegetables	1,279,152	1,260,000	1,292,000	2.54%
4780 Food Equipment Grant	351,869	190,000	195,000	2.63%
4xxx Miscellaneous Revenue	839,521	773,433	793,000	2.53%
Total Federal Sources	**21,379,339**	**20,922,628**	**21,447,000**	**2.51%**
Total Non-Revenue Sources	**-**	**-**	**-**	**0.00%**
Total Lapsed Appropriations	**2,637,235**	**1,356,495**	**1,356,000**	**-0.04%**
Total Revenue From All Sources	**25,250,694**	**25,786,648**	**26,218,000**	**1.67%**
Prior Year Ending Fund Balance/Equity	**7,559,817**	**8,471,949**	**6,932,000**	**-18.18%**
TOTAL REVENUE	**32,810,511**	**34,258,597**	**33,150,000**	**-3.24%**

Oklahoma County School District No. I-89
Oklahoma City Public Schools
Expenditure Summary - By Object
SCHOOL NUTRITION FUND

OCAS Expenditure Object Codes	FY2023 Expense Audited	FY2024 Expense Projected	FY2025 Expense Budget	Budget to FY2024 Projected % +/-
100 Personnel Services (Salaries)	6,956,119	7,446,558	7,313,000	-1.79%
200 Personnel Services (Employee Bene	4,889,299	4,999,920	5,078,000	1.56%
300 Contracted Services	42,913	11,077	11,000	-0.70%
400 Purchased Property Services	861,226	245,026	250,000	2.03%
500 Other Purchased Services	31,068	56,855	58,000	2.01%
600 Supplies	10,654,580	14,133,940	16,022,000	13.36%
700 Property	861,348	401,637	410,000	2.08%
800 Other Objects	42,009	31,698	32,000	0.95%
900 Other Uses of Funds	-	-	-	0.00%
TOTAL EXPENDITURE BY OBJECT	**24,338,562**	**27,326,711**	**29,174,000**	**6.76%**

Oklahoma County School District No. I-89
Oklahoma City Public Schools
Expenditure Summary - By Function
SCHOOL NUTRITION FUND

OCAS Expenditure Function Codes	FY2023 Expense Audited	FY2024 Expense Projected	FY2025 Expense Budget	Budget to FY2024 Projected % +/-
1000 Instruction	-	-	-	0.00%
2000 Support Services	-	-	-	0.00%
3000 Operation of Non-Instructional Services	23,731,975	27,306,571	29,153,000	6.76%
4000 Facilities Acquisition & Construction Services	606,588	20,140	21,000	4.27%
5000 Other Uses	-	-	-	0.00%
TOTAL EXPENDITURE BY FUNCTION	**24,338,563**	**27,326,711**	**29,174,000**	**6.76%**

Oklahoma County School District No. I-89
Oklahoma City Public Schools
Revenue Summary
CAPITAL IMPROVEMENTS FUNDS - 2007 BOND AUTHORIZATION

OCAS Revenue Source Codes	FY2023 Revenue Audited	FY2024 Revenue Projected	FY2025 Revenue Budget	Budget to FY2024 Projected % +/-
Local Sources				
1310 Interest	254,349	170,000	170,000	**0.00%**
Other Local Sources	-	-	-	0.00%
Total Local Sources	**254,349**	**170,000**	**170,000**	**0.00%**
Total County Sources	-	-	-	**0.00%**
Total State Sources	-	-	-	**0.00%**
Total Federal Sources	-	-	-	**0.00%**
Total Non-Revenue Sources	-	-	-	**0.00%**
Total Lapsed Appropriations	**147,592**	**1,125,094**	**222,000**	**-80.27%**
Total Revenue From All Sources	**401,941**	**1,295,094**	**392,000**	**-69.73%**
Prior Year Ending Fund Balance/Equity	**7,274,516**	**406,291**	**1,478,000**	**263.78%**
TOTAL REVENUE	**7,676,457**	**1,701,385**	**1,870,000**	**9.91%**

Oklahoma County School District No. I-89
Oklahoma City Public Schools
Expenditure Summary - By Object
CAPITAL IMPROVEMENTS FUNDS - 2007 BOND AUTHORIZATION

OCAS Expenditure Object Codes	FY2023 Expense Audited	FY2024 Expense Projected	FY2025 Expense Budget	Budget to FY2024 Projected % +/-
100 Personnel Services (Salaries)	-	-	-	0.00%
200 Personnel Services (Employee Benefits)	-	-	-	0.00%
300 Contracted Services	600	-	-	0.00%
400 Purchased Property Services	4,623,459	118,131	989,000	737.21%
500 Other Purchased Services	-	-	-	0.00%
600 Supplies	30,931	105,234	881,000	737.18%
700 Property	2,615,176	-	-	0.00%
800 Other Objects	-	-	-	0.00%
900 Other Uses of Funds	-	-	-	0.00%
TOTAL EXPENDITURE BY OBJECT	**7,270,166**	**223,365**	**1,870,000**	**737.19%**

Oklahoma County School District No. I-89
Oklahoma City Public Schools
Expenditure Summary - By Function
CAPITAL IMPROVEMENTS FUNDS - 2007 BOND AUTHORIZATION

OCAS Expenditure Function Codes	FY2023 Expense Audited	FY2024 Expense Projected	FY2025 Expense Budget	Budget to FY2024 Projected % +/-
1000 Instruction	-	-	-	0.00%
2000 Support Services	31,531	105,234	881,000	737.18%
3000 Operation of Non-Instructional Services	-	-	-	0.00%
4000 Facilities Acquisition & Construction Services	7,238,635	118,131	989,000	737.21%
5000 Other Uses	-	-	-	0.00%
TOTAL EXPENDITURE BY FUNCTION	**7,270,166**	**223,365**	**1,870,000**	**737.19%**

Oklahoma County School District No. I-89
Oklahoma City Public Schools
Revenue Summary
CAPITAL IMPROVEMENTS FUNDS - 2016 BOND AUTHORIZATION

OCAS Revenue Source Codes	FY2023 Revenue Audited	FY2024 Revenue Projected	FY2025 Revenue Budget	Budget to FY2024 Projected % +/-
Local Sources				
1310 Interest	1,995,016	2,295,000	2,295,000	0.00%
Other Local Sources	19,379	-	-	0.00%
Total Local Sources	**2,014,394**	**2,295,000**	**2,295,000**	**0.00%**
Total County Sources	-	-	-	**0.00%**
Total State Sources	-	-	-	**0.00%**
Total Federal Sources	-	-	-	**0.00%**
Total Non-Revenue Sources	**8,000,000**	**-**	**-**	**0.00%**
Total Lapsed Appropriations	**1,403,658**	**3,319,185**	**375,000**	**-88.70%**
Total Revenue From All Sources	**11,418,052**	**5,614,185**	**2,670,000**	**-52.44%**
Prior Year Ending Fund Balance/Equity	**50,323,595**	**35,968,496**	**34,707,000**	**-3.51%**
TOTAL REVENUE	**61,741,647**	**41,582,681**	**37,377,000**	**-10.11%**

Oklahoma County School District No. I-89
Oklahoma City Public Schools
Expenditure Summary - By Object
CAPITAL IMPROVEMENTS FUNDS - 2016 BOND AUTHORIZATION

OCAS Expenditure Object Codes	FY2023 Expense Audited	FY2024 Expense Projected	FY2025 Expense Budget	Budget to FY2024 Projected % +/-
100 Personnel Services (Salaries)	-	-	-	0.00%
200 Personnel Services (Employee Benefits)	-	-	-	0.00%
300 Contracted Services	164,064	961,145	5,225,000	443.62%
400 Purchased Property Services	9,220,683	4,113,365	22,360,000	443.59%
500 Other Purchased Services	40,780	-	-	0.00%
600 Supplies	11,260,224	1,345,607	7,315,000	443.62%
700 Property	5,070,096	455,729	2,477,000	443.52%
800 Other Objects	17,304	-	-	0.00%
900 Other Uses of Funds	-	-	-	0.00%
TOTAL EXPENDITURE BY OBJECT	**25,773,151**	**6,875,846**	**37,377,000**	**443.60%**

Oklahoma County School District No. I-89
Oklahoma City Public Schools
Expenditure Summary - By Function
CAPITAL IMPROVEMENTS FUNDS - 2016 BOND AUTHORIZATION

OCAS Expenditure Function Codes	FY2023 Expense Audited	FY2024 Expense Projected	FY2025 Expense Budget	Budget to FY2024 Projected % +/-
1000 Instruction	93,162	1,415,895	7,697,000	443.61%
2000 Support Services	17,039,124	1,588,409	8,635,000	443.63%
3000 Operation of Non-Instructional Services	-	-	-	0.00%
4000 Facilities Acquisition & Construction Services	8,640,865	3,871,542	21,045,000	443.58%
5000 Other Uses	-	-	-	0.00%
TOTAL EXPENDITURE BY FUNCTION	**25,773,151**	**6,875,846**	**37,377,000**	**443.60%**

Oklahoma County School District No. I-89
Oklahoma City Public Schools
Revenue Summary
CAPITAL IMPROVEMENTS FUNDS - 2022 BOND AUTHORIZATION

OCAS Revenue Source Codes	FY2023 Revenue Audited	FY2024 Revenue Projected	FY2025 Revenue Budget	Budget to FY2024 Projected % +/-
Local Sources				
1310 Interest	1,680,136	6,560,000	6,560,000	0.00%
Other Local Sources	-	-	-	
Total Local Sources	**1,680,136**	**6,560,000**	**6,560,000**	**0.00%**
Total County Sources	-	-	-	**0.00%**
Total State Sources	-	-	-	**0.00%**
Total Federal Sources	-	-	-	**0.00%**
Total Non-Revenue Sources	**118,000,000**	**115,500,000**	**31,500,000**	**-72.73%**
Total Lapsed Appropriations	**-**	**432,000**	**375,000**	**-13.19%**
Total Revenue From All Sources	**119,680,136**	**122,492,000**	**38,435,000**	**-68.62%**
Prior Year Ending Fund Balance/Equity	**-**	**66,740,628**	**171,370,000**	**0.00%**
TOTAL REVENUE	**119,680,136**	**189,232,628**	**209,805,000**	**10.87%**

Oklahoma County School District No. I-89
Oklahoma City Public Schools
Expenditure Summary - By Object
CAPITAL IMPROVEMENTS FUNDS - 2022 BOND AUTHORIZATION

OCAS Expenditure Object Codes	FY2023 Expense Audited	FY2024 Expense Projected	FY2025 Expense Budget	Budget to FY2024 Projected % +/-
100 Personnel Services (Salaries)	66,360	220,300	2,788,000	1165.55%
200 Personnel Services (Employee Benefits)	20,666	75,000	961,000	1181.33%
300 Contracted Services	157,772	-	-	0.00%
400 Purchased Property Services	39,738,623	12,119,569	142,073,000	1072.26%
500 Other Purchased Services	300	-	-	0.00%
600 Supplies	4,795,678	4,868,934	57,189,000	1074.57%
700 Property	8,160,109	578,383	6,794,000	1074.65%
800 Other Objects	-	-	-	0.00%
900 Other Uses of Funds	-	-	-	0.00%
TOTAL EXPENDITURE BY OBJECT	**52,939,508**	**17,862,186**	**209,805,000**	**1074.58%**

Oklahoma County School District No. I-89
Oklahoma City Public Schools
Expenditure Summary - By Function
CAPITAL IMPROVEMENTS FUNDS - 2022 BOND AUTHORIZATION

OCAS Expenditure Function Codes	FY2023 Expense Audited	FY2024 Expense Projected	FY2025 Expense Budget	Budget to FY2024 Projected % +/-
1000 Instruction	4,382,205	1,087,967	12,779,000	1074.58%
2000 Support Services	658,571	6,521,047	76,595,000	1074.58%
3000 Operation of Non-Instructional Services	-	-	-	0.00%
4000 Facilities Acquisition & Construction Services	47,898,732	10,253,172	120,431,000	1074.57%
5000 Other Uses	-	-	-	0.00%
TOTAL EXPENDITURE BY FUNCTION	**52,939,508**	**17,862,186**	**209,805,000**	**1074.58%**

Oklahoma County School District No. I-89
Oklahoma City Public Schools
Revenue Summary
SINKING FUND

OCAS Revenue Source Codes	FY2023 Revenue Audited	FY2024 Revenue Projected	FY2025 Revenue Budget	Budget to FY2024 Projected % +/-
Local Sources				
1110 Tax Collections-Current	43,758,404	62,736,432	65,202,000	3.93%
1120 Tax Collections-Prior	994,879	1,097,816	1,124,000	2.39%
1310 Interest	1,650,268	2,195,835	2,218,000	1.01%
Other Local Sources	817,645	990,099	1,014,000	2.41%
Total Local Sources	**47,221,196**	**67,020,182**	**69,558,000**	**3.79%**
Total County Sources	**-**	**-**	**-**	**0.00%**
Total State Sources	**-**	**-**	**-**	**0.00%**
Total Federal Sources	**-**	**-**	**-**	**0.00%**
Total Non-Revenue Sources	**1,430,852**	**13,475**	**433,000**	**3113.36%**
Total Lapsed Appropriations	**-**	**-**	**-**	**0.00%**
Total Revenue From All Sources	**48,652,048**	**67,033,657**	**69,991,000**	**4.41%**
Prior Year Ending Fund Balance/Equity	**72,761,823**	**71,461,371**	**86,150,000**	**20.55%**
TOTAL REVENUE	**121,413,871**	**138,495,028**	**156,141,000**	**12.74%**

Oklahoma County School District No. I-89
Oklahoma City Public Schools
Expenditure Summary - By Object
SINKING FUND

OCAS Expenditure Object Codes	FY2023 Expense Audited	FY2024 Expense Projected	FY2025 Expense Budget	Budget to FY2024 Projected % +/-
100 Personnel Services (Salaries)	-	-	-	0.00%
200 Personnel Services (Employee Benefits)	-	-	-	0.00%
300 Contracted Services	-	-	-	0.00%
400 Purchased Property Services	-	-	-	0.00%
500 Other Purchased Services	-	-	-	0.00%
600 Supplies	-	-	-	0.00%
700 Property	-	-	-	0.00%
800 Other Objects (Bond Principal/Interest Payments)	49,952,500	52,345,000	52,345,000	0.00%
900 Other Uses of Funds	-	-	-	0.00%
TOTAL EXPENDITURE BY OBJECT	**49,952,500**	**52,345,000**	**52,345,000**	**0.00%**

Oklahoma County School District No. I-89
Oklahoma City Public Schools
Expenditure Summary - By Function
SINKING FUND

OCAS Expenditure Function Codes	FY2023 Expense Audited	FY2024 Expense Projected	FY2025 Expense Budget	Budget to FY2024 Projected % +/-
1000 Instruction	-	-	-	0.00%
2000 Support Services	-	-	-	0.00%
3000 Operation of Non-Instructional Services	-	-	-	0.00%
4000 Facilities Acquisition & Construction Services	-	-	-	0.00%
5000 Other Uses	49,952,500	52,345,000	52,345,000	0.00%
TOTAL EXPENDITURE BY FUNCTION	**49,952,500**	**52,345,000**	**52,345,000**	**0.00%**

Oklahoma County School District No. I-89
Oklahoma City Public Schools
Revenue Summary
INSURANCE FUND

OCAS Revenue Source Codes	FY2023 Revenue Audited	FY2024 Revenue Projected	FY2025 Revenue Budget	Budget to FY2024 Projected % +/-
Local Sources				
1310 Interest	-	-	-	0.00%
Other Local Sources	-	-	-	0.00%
Total Local Sources	**-**	**-**	**-**	**0.00%**
Total County Sources	**-**	**-**	**-**	0.00%
Total State Sources	**-**	**-**	**-**	0.00%
Total Federal Sources	**-**	**-**	**-**	0.00%
Total Non-Revenue Sources	**-**	**-**	**-**	0.00%
Total Lapsed Appropriations	**-**	**-**	**-**	**0.00%**
Total Revenue From All Sources	**-**	**-**	**-**	**0.00%**
Prior Year Ending Fund Balance/Equity	**4,991,921**	**4,991,921**	**4,992,000**	**0.00%**
TOTAL REVENUE	**4,991,921**	**4,991,921**	**4,992,000**	**0.00%**

Oklahoma County School District No. I-89
Oklahoma City Public Schools
Expenditure Summary - By Object
INSURANCE FUND

OCAS Expenditure Object Codes	FY2023 Expense Audited	FY2024 Expense Projected	FY2025 Expense Budget	Budget to FY2024 Projected % +/-
100 Personnel Services (Salaries)	-	-	-	0.00%
200 Personnel Services (Employee Benefits)	-	-	-	0.00%
300 Contracted Services	-	-	-	0.00%
400 Purchased Property Services	-	-	2,995,000	0.00%
500 Other Purchased Services	-	-	-	0.00%
600 Supplies	-	-	-	0.00%
700 Property	-	-	1,997,000	0.00%
800 Other Objects	-	-	-	0.00%
900 Other Uses of Funds	-	-	-	0.00%
TOTAL EXPENDITURE BY OBJECT	**-**	**-**	**4,992,000**	**0.00%**

Oklahoma County School District No. I-89
Oklahoma City Public Schools
Expenditure Summary - By Function
INSURANCE FUND

OCAS Expenditure Function Codes	FY2023 Expense Audited	FY2024 Expense Audited	FY2025 Expense Budget	Budget to FY2024 Projected % +/-
1000 Instruction	-	-	-	0.00%
2000 Support Services	-	-	2,496,000	0.00%
3000 Operation of Non-Instructional Services	-	-	-	0.00%
4000 Facilities Acquisition & Construction Services	-	-	2,496,000	0.00%
5000 Other Uses	-	-	-	0.00%
TOTAL EXPENDITURE BY FUNCTION	**-**	**-**	**4,992,000**	**0.00%**