

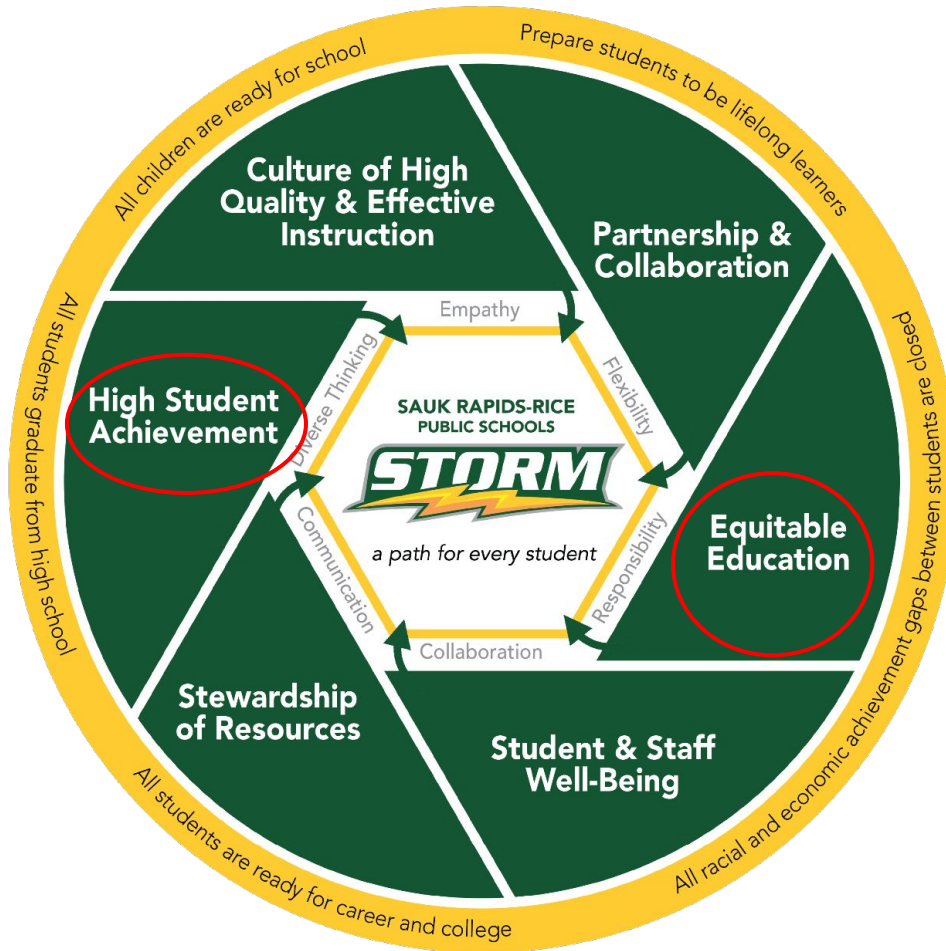
**SAUK RAPIDS-RICE
PUBLIC SCHOOLS**



**2024-2025 Achievement and
Integration Progress Report**



Sauk Rapids-Rice Public Schools Strategic Commitments



- Portrait of a Graduate
- Professional Development
- Multi-Tiered Systems of Support
- Positive Behavioral Interventions & Supports
- Professional Learning Communities



Achievement and Integration Purpose/Funding

Purpose:

This program was established to increase racial and economic integration of students and to increase student academic achievement by reducing academic disparities based on students' diverse racial, ethnic, and economic backgrounds.

Goals supporting:

- Achievement
- Integration
- Teacher Equity

Funding:

Total A&I Revenue is comprised of Initial Revenue and Incentive Revenue. A&I Revenue is 70 percent state aid and 30 percent local levy.

- Sauk Rapids-Rice Funding- approximately \$380,000



Goal 1a-Third Grade Reading- educational benefits

Goal	Progress Update (Goal for the winter of 2026)
<p>Increase the percentage of third graders eligible for educational benefits and are exceeding or at low-risk for not meeting grade level reading benchmarks from 51.4% in the winter of 2023 to 60.0% or higher in the Winter of 2026 as measured by the aReading assessment.</p>	<p>In the Fall of 2025 52.9% of students who qualify for educational benefits were exceeding or at low-risk for not meeting grade level reading benchmarks as measured by the aReading assessment.</p>



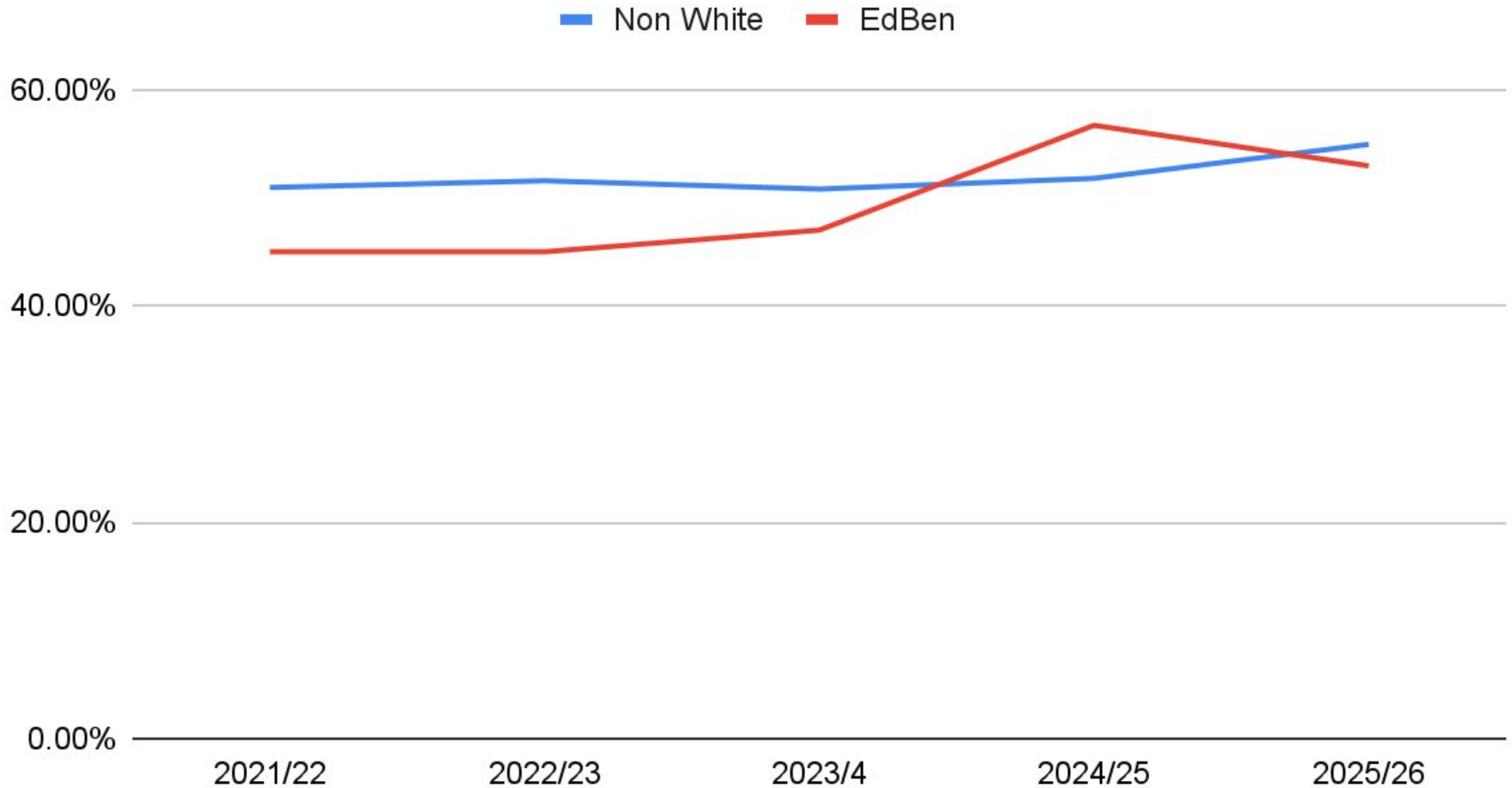
Goal 1b-Third Grade Reading- race

Goal	Progress Update (Goal for the winter of 2026)
<p>Increase the percentage of third graders who are not white and are exceeding or at low-risk for not meeting grade level reading benchmarks from 56.0% in the winter of 2023 to 62.0% or higher in the Winter of 2026 as measured by the aReading assessment.</p>	<p>In the Fall of 2025 54.9% of students who are not white were exceeding or at low-risk for not meeting grade level reading benchmarks as measured by aReading assessment.</p>



Goal 1a-Third Grade Reading

3rd Grade Proficiency on aReading





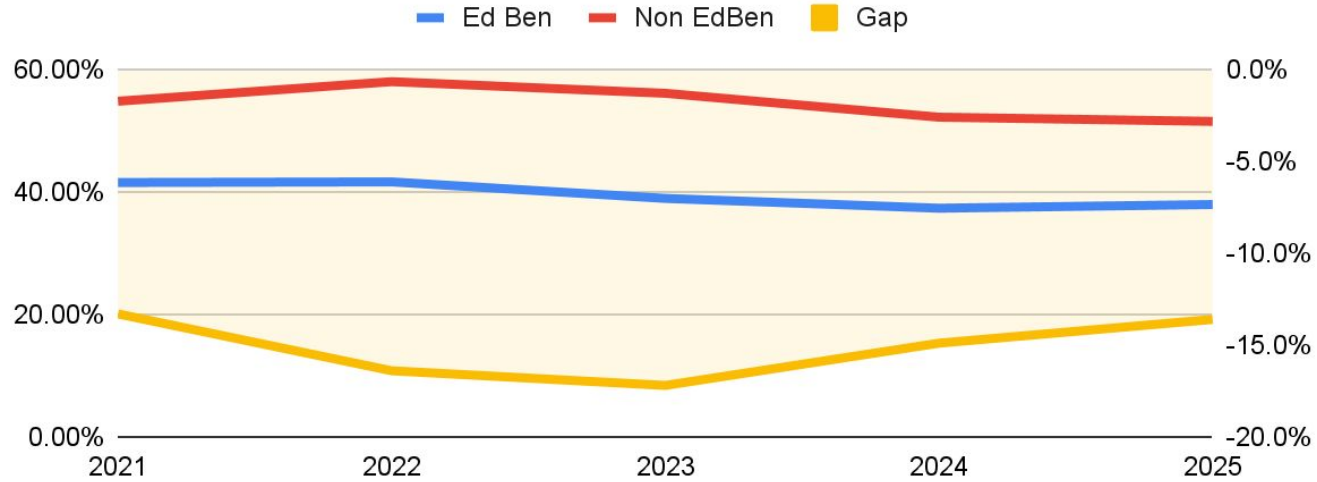
Goal 2 a and b-economic achievement gap

Goal	Progress Update (Goal for the winter of 2026)
<p>Decrease the achievement gap between students who qualify for educational benefits and those who don't by at least 4% each year, while maintaining overall growth as measured by MCA Reading test results.</p> <p>Decrease the achievement gap between students qualify for educational benefits and those who don't by at least 4% each year, while maintaining overall growth as measured by MCA Math test results.</p>	<p>Reading</p> <p>The proficiency gap in 2025 was 13.6%.</p> <p>Math</p> <p>The proficiency gap in 2025 was 14.9%.</p>

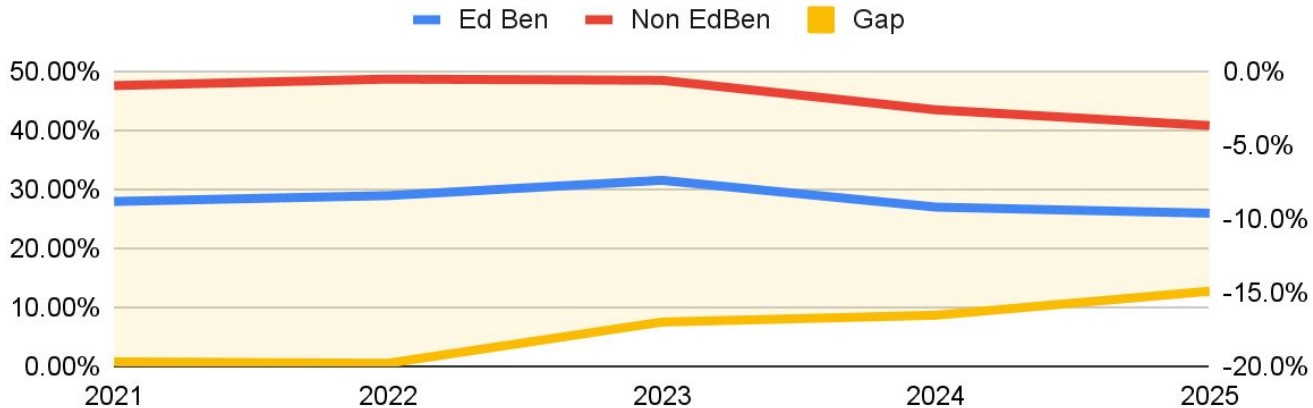


Goal 2 a and b-economic achievement gap

Reading MCA Economic Proficiency Gap



Math MCA Economic Proficiency Gap



Math



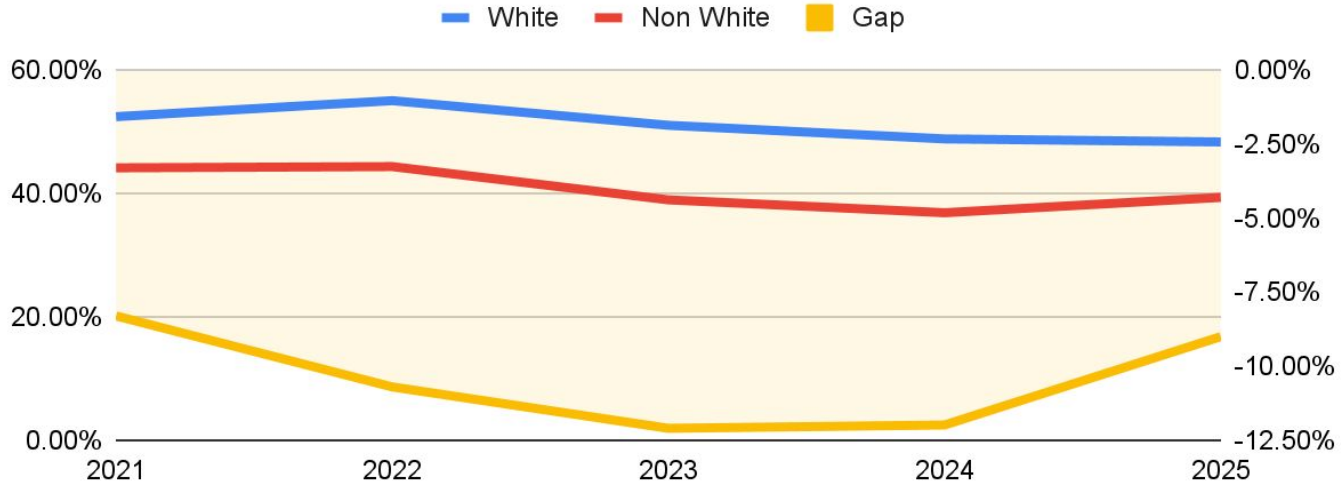
Goals 2 c and d-racial achievement gap

Goal	Progress Update (Goal for the winter of 2026)
<p>Decrease racial gap for students who are not white from 13.82% in 2023 to 10% or less in 2026, while maintaining overall growth as measured by MCA Reading test results.</p> <p>Decrease racial gap for students who are not white from 13.77% in 2023 to 10% or less in 2026, while maintaining overall growth as measured by MCA Math test results.</p>	<p>Reading</p> <p>The racial gap in 2025 was 9.03%.</p> <p>Math</p> <p>The racial gap in 2025 was 15.81%.</p>

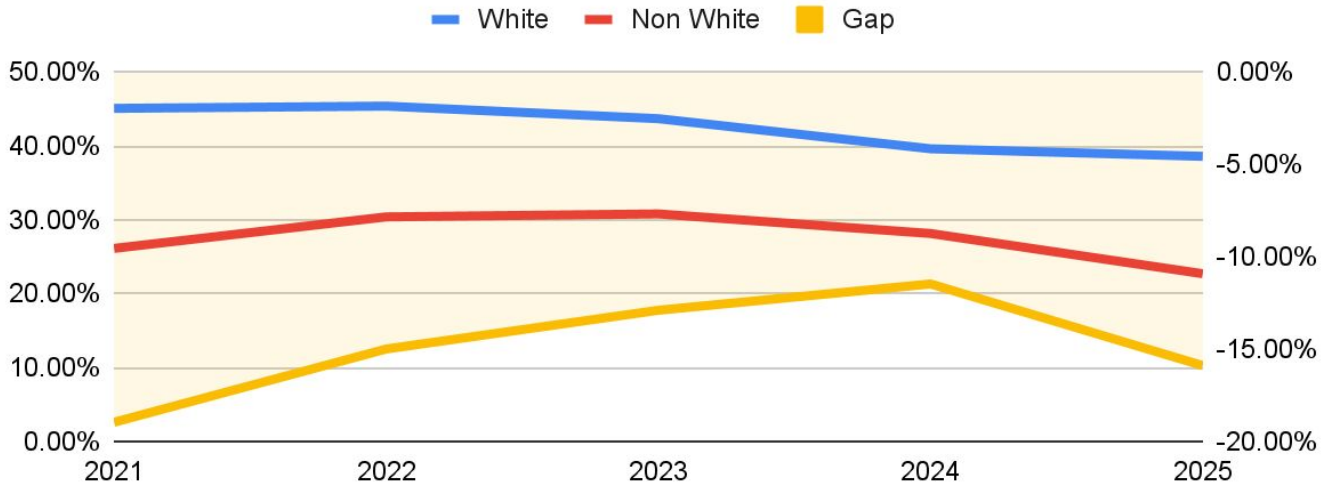


Goals 2 c and d-racial achievement gap

Reading MCA Racial Proficiency Gap



Math MCA Racial Proficiency Gap





Goal 3-Enrollment in enrichment opportunities and advanced courses (HS)

Goal

Increase enrollment of students eligible for educational benefits and/or students of color in enrichment opportunities and advanced courses by 4% each year. Need to gather baseline data for current year

Progress Update

	2023 advanced enrollment	Percent of advanced enrollment	2024 advanced enrollment	Percent of advanced enrollment	2025 advanced enrollment	Percent of advanced enrollment	2026 Sem 1 advanced enrollment	Percent of advanced enrollment
All	699		1524		1797		875	
White	614	87.84%	1296	85.04%	1519	84.53%	735	84.00%
Non White	85	12.16%	228	14.96%	278	15.47%	140	16.00%
EdBen	37	5.29%	221	14.50%	416	23.15%	250	28.57%
Non EdBen	662	94.71%	1303	85.50%	1381	76.85%	625	71.43%



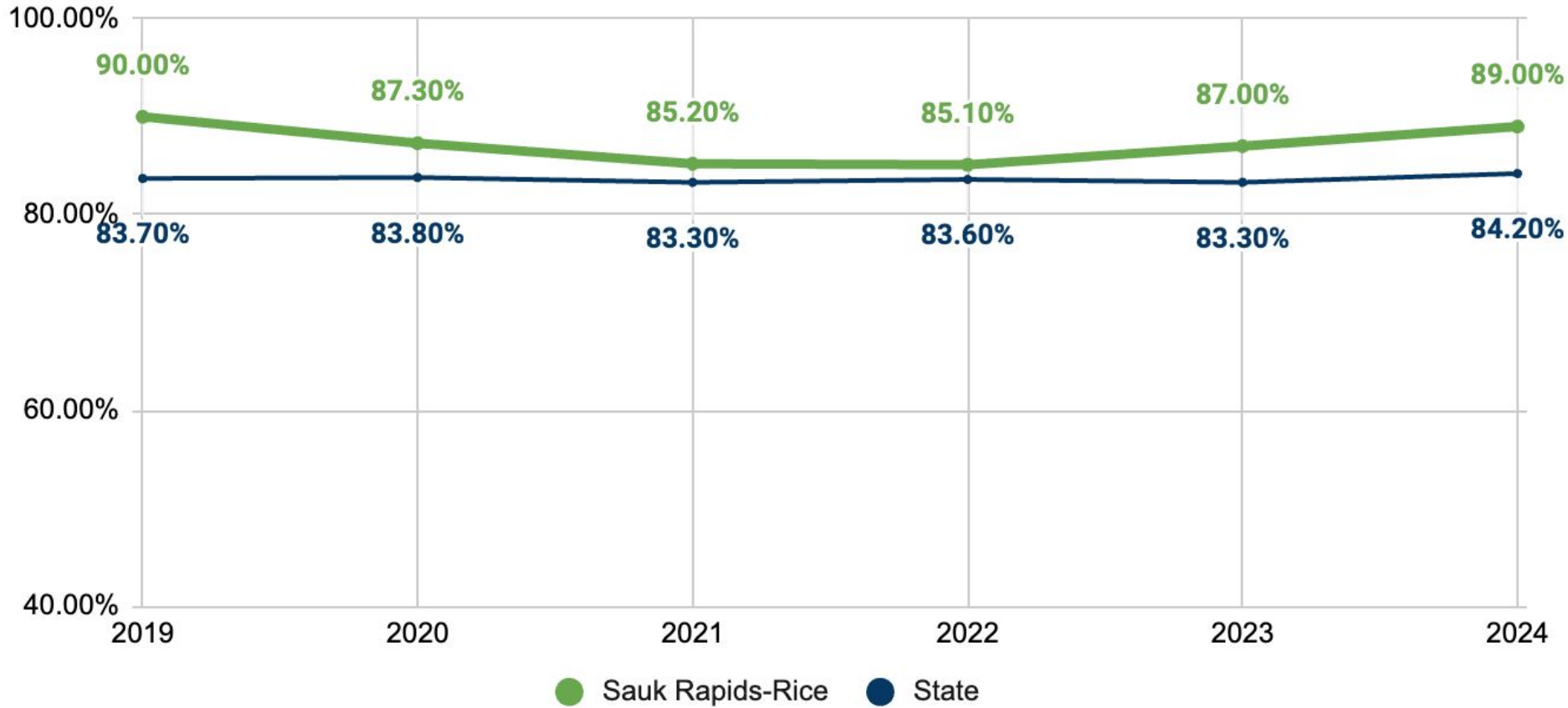
Goal 4- 4-Year Graduation Rate

Goal	Progress Update
<p>Increase the percent of all students at Sauk Rapids-Rice High School who graduate in 4 years from 85.2% in 2021 to 90% or greater in 2026.</p>	<p>According to data on the MN Department of Education Website (Report Card), the 2024 4-year graduation rate was 89.0%.</p>



Goal 4- 4-Year Graduation Rate

4 Year Graduation Rate





Goal 5- Discipline Disproportionality

Integration Goal	Progress Update
<p>Reduce the ratio of discipline disproportionality for racial groups from 1.59 to 1.0 by June of 2026.</p>	<ul style="list-style-type: none">● In 2025, Non-white students were 1.6 times more likely to get a major discipline referral than white students. <p>*MDE has a “threshold” of 3</p>