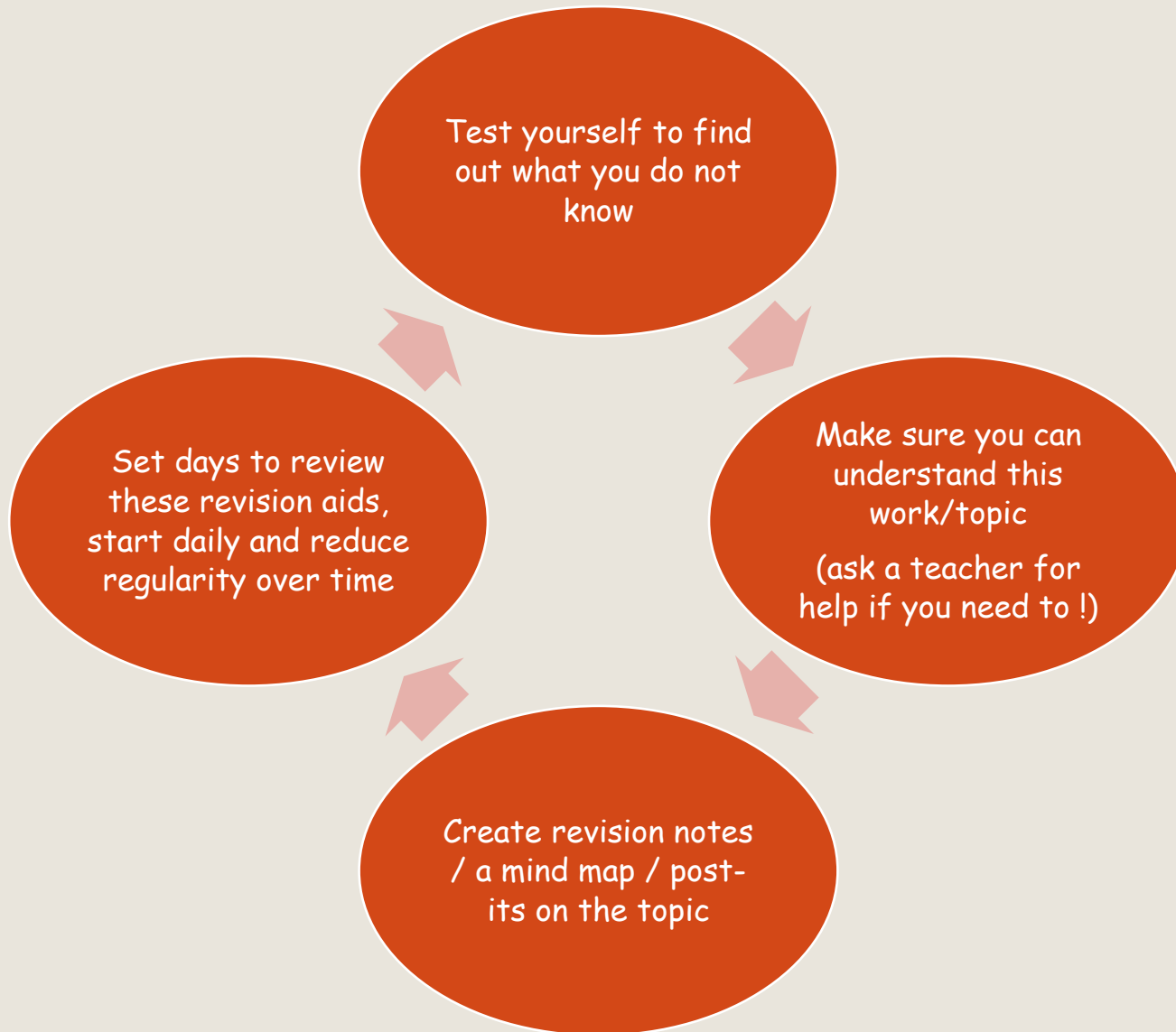
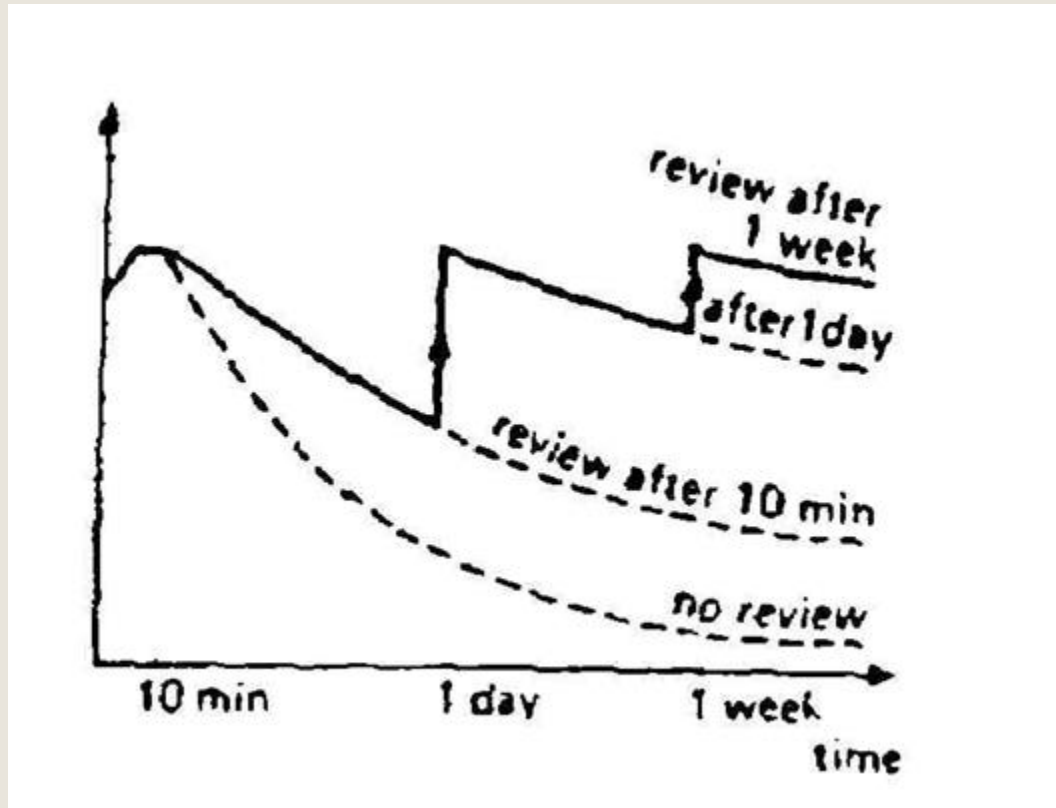


You haven't learnt anything until
you've memorised it!

Revision Loop





Revision Techniques

Mnemonics

Revision Cards

Mind Maps

Note making

Study with
others

Past Paper
Question

Use Technology

Post-its!

Find out what will be examined

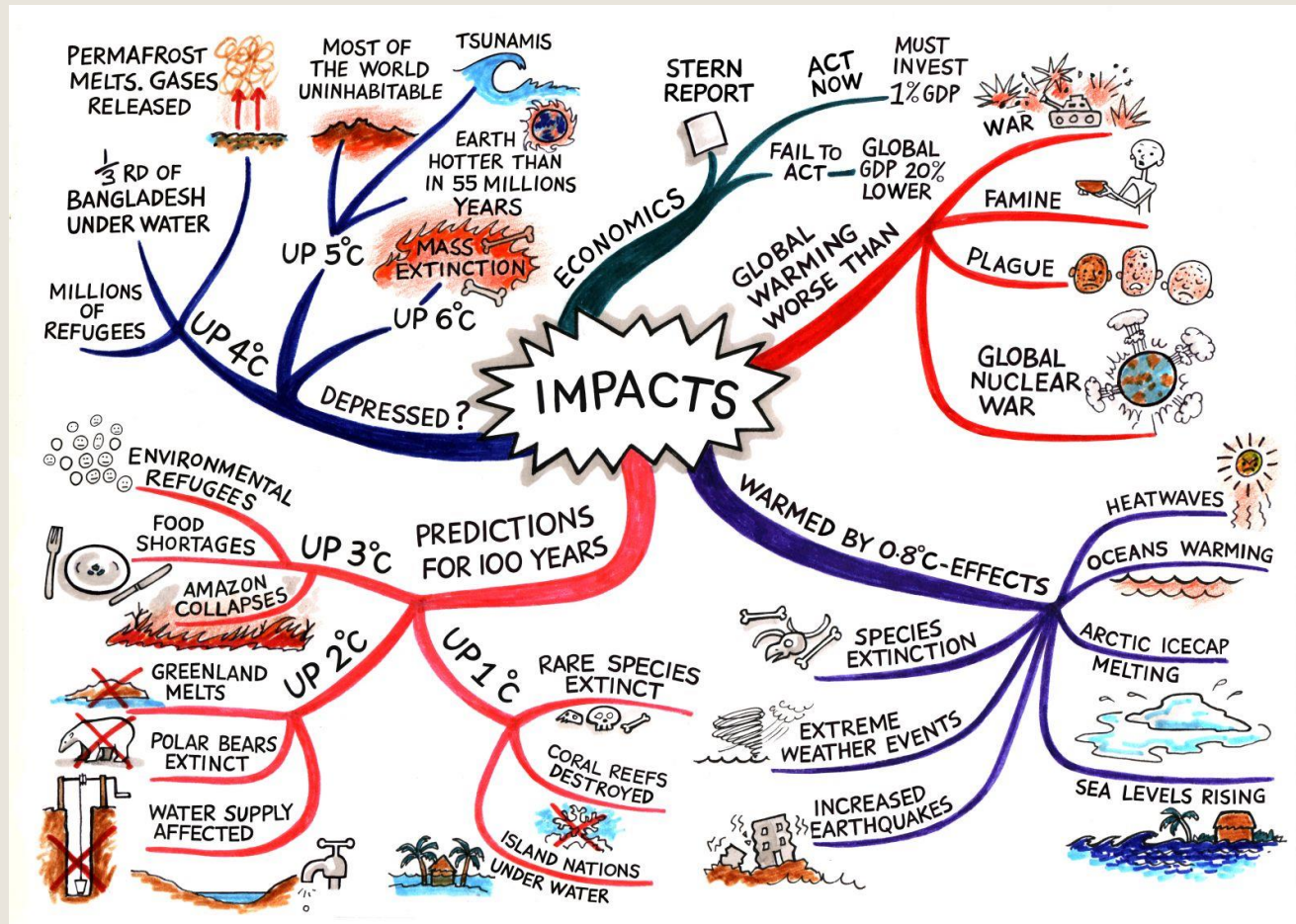
Mnemonics

Planets in our Solar System

- Mercury
- Venus
- Earth
- Mars
- Jupiter
- Saturn
- Uranus
- Neptune

Come up with
your own
mnemonics to
remember sets
of information?

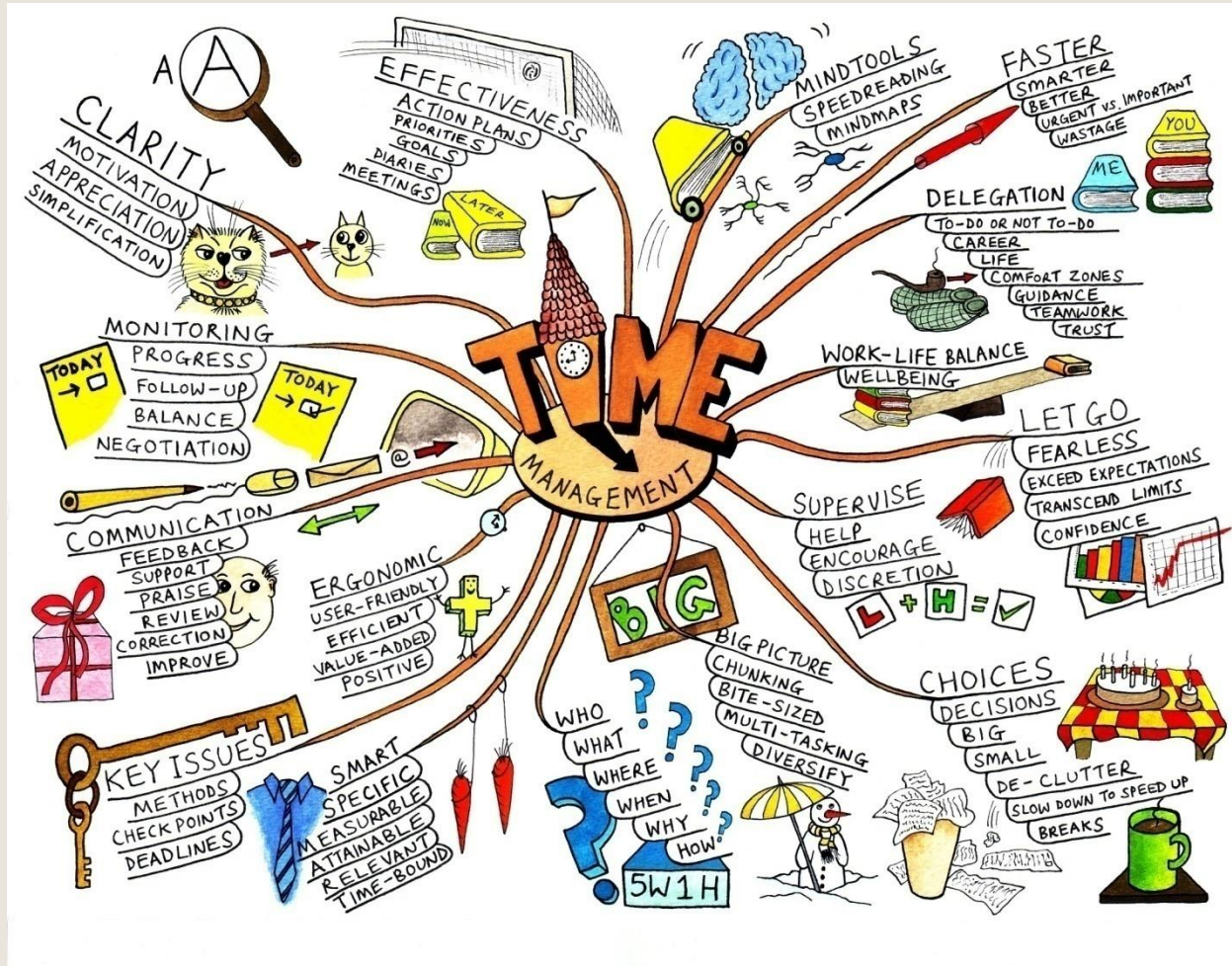
Mind Maps



Mind Maps - don't add too much!



Mind Maps Use images as well as text



Making Notes

- Understand it
- Condense it
- Use your own words
- Make sure notes are spaced out
- Use capitals or different colours for KEYWORDS
- Use abbreviations **that you understand.**

Revision Cards

- Usually postcard size
- Write the subject at the top of each card
- Number cards in case you drop them!
- Carry them around with you so that you can use time that would be otherwise wasted to revise, e.g. waiting for a bus.

Past Paper Question

- Look on the internet or ask your teacher for past papers
- If the paper gets more difficult as you go through try starting at the back and working forwards
- Try to complete questions in exam conditions and time yourself
- **Get work checked!**

Post-its!

- Write key facts and formula (e.g. $\text{Speed} = \text{distance} \div \text{time}$) on post-its and put them around your house;

Fridge

Mirror

Bathroom door.

Find out what will be examined

- Ask your teacher for a list of topics on the exam or look for the syllabus on the internet, check Classcharts
- Go through the list and prioritise what you need to revise first (pick this things you are not sure of)
- Find out how many exams you have to take, how long they are and what percentage of the course they are worth
- Find out if you have to answer all questions on an exam paper

Use Technology

- Use websites like Sparxs and Educake to help revise
- Some websites allow you to download audio revision topics to your phone
- Try reading your notes and recording them on your phone to playback when you get a chance.

Organising Your Revision Sessions

- Create a **revision timetable** (avoids time wasting deciding what to revise everyday)
 - Put topics to revise, not just the subject
 - Allow time to relax
 - Avoid last minute rushed revision
 - Share time between subjects (don't spend more time on your areas of strength - it is tempting to do this)
 - Be disciplined and stick to what you set out
 - Review and change things that are not working in your timetable.

Year 11 Revision Sessions Timetable

	LUNCHTIME			AFTERSCHOOL		
Day	Subject	Room	Teacher	Subject	Room	Teacher
Monday D1						
Tuesday D2						
Wednesday D3						
Thursday D4						
Friday D5						

REVISION TIMETABLE	Morning	Afternoon	4-5pm	5-6pm	6-7pm	7-8pm	8-9pm
Monday							
Tuesday							
Wednesday							
Thursday							
Friday							
Saturday							
Sunday							

Cross out blocks when you are busy or won't want to revise and then share the space left between your subjects, so every subject gets a turn each week.

Remember Study Hub is open in G17C after school on Mon/Wed/Thurs for Years 9, 10 and 11 to study and use the computers.

Organising Your Revision Sessions

- Give yourself regular breaks (at least 5mins for 40mins revision)
- Be positive!
- Be comfortable, find a conducive place to study
- Drink plenty of water
- Make sure you have food and drinks to allow yourself to concentrate and avoid getting distracted by going to get snacks!
- Plan rewards for yourself if you complete the planned revision.
- Put your phone out of reach for the block of revision

Advice from the sixth formers

DO:

- Use different revision techniques
- Revise regularly
- Get coursework completed well, it's safe marks
- See your teacher if you have a problem
- Make a personal revision plan
- Push your teachers to give you as many past papers as possible

DO NOT

- Don't leave it too late
- Don't revise in front of the TV
- Don't rely just on internet revision
- Don't give up
- Don't panic!
- Don't procrastinate
- Don't be late for exams
- Don't leave questions unanswered.

Study with Others

- Get together with someone from your class to test each other and check your understanding by talking through exam questions
- Get your parents/relatives to test you on key facts from your revision notes or textbook
- Don't just sit and chat about what's on TV!!

Subject Specific Revision

English Language

Read as much non-fiction and media texts as you can e.g. broadsheet newspapers

Maths

Complete past papers
Complete tasks on Sparks

Geography

Use the revision guide to help learn key facts

Science

Learn key facts by unit