

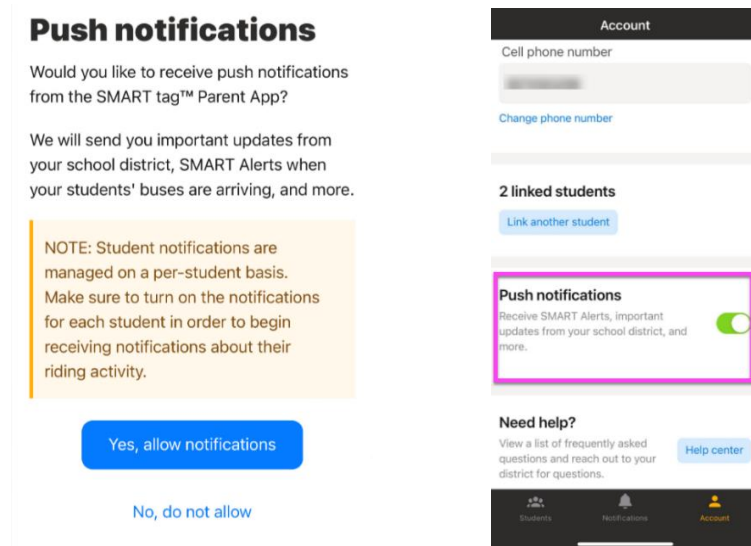
SMART Alerts & District Notifications

Parents/guardians registered for the Parent App can receive important notifications by subscribing to push notifications. These include SMART Alerts and important reminders/messages that the district sends out. All Parent App notifications are available in the app for up to six months of the same school year.

Push Notification Settings

During the registration process, you will have the opportunity to allow push notifications from SMART tag™. If you want to receive notifications, make sure that you allow notifications when the pop-up message appears. Subscribing to push notifications allows your mobile device to start receiving messages from your district.

If you skipped this or initially did not allow push notifications and later decided that you'd like to receive them, please proceed to your mobile device's **Settings** first. Allow notifications for the SMART tag™ Parent App and then return to the Parent App Account page to turn on Push Notifications within the app. Once turned on, check on each of your student's SMART Alert settings.



District Communications

District communications are notifications sent by the transportation department. Districts can send these in three possible methods - Push Notification Only, Email Only, or Push Notification and Email. If sent as push notification, these will be in the Notifications section of the Parent App.

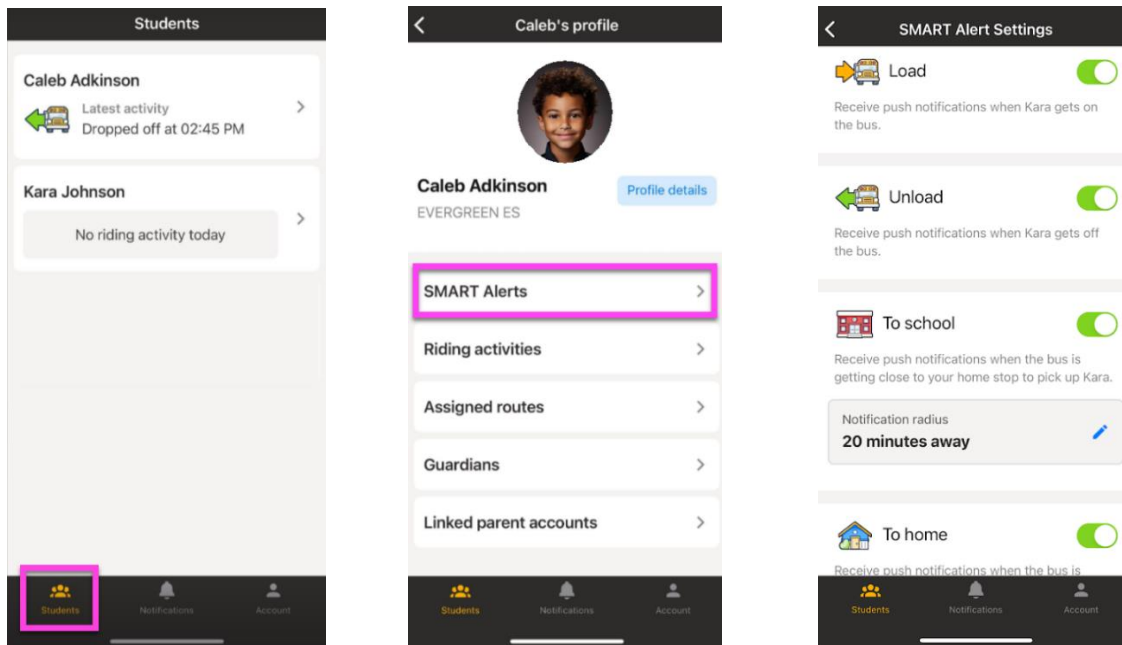
SMART Alert Settings

SMART Alerts are push notifications regarding bus arrival and your student's on-board status.

NOTE: SMART Alert settings are specific to each student. If you have multiple students linked, ensure that you update your preferred settings for each.

On the **Students** tab, tap on the student you're setting up the SMART Alerts for. Tap **SMART Alerts** and select your preferred settings. By default, these will be ON (unless you migrated from the Parent Portal and already had different settings) and the "To school/To home" alerts will be set to 20 minutes.

NOTE: The school district's transportation department can request SMART tag™ to increase the notification radius minutes.

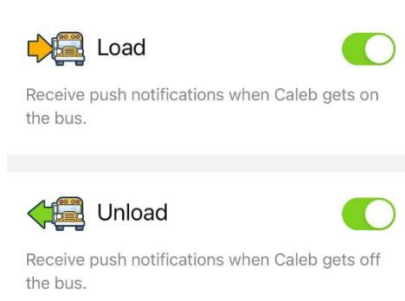


Types of SMART Alerts

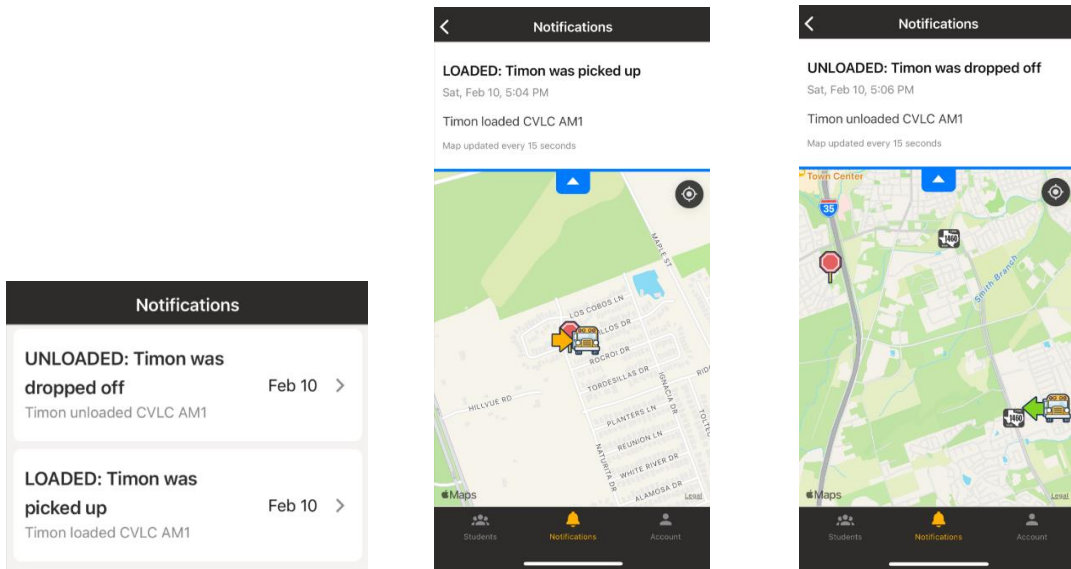
There are two main types of SMART Alerts.

1. Load/Unload Alerts

Get notified when your student loads and unloads the bus. The load and unload settings are independent of each other.



When you receive a load/unload SMART Alert, you can tap on it in your Notifications inbox to open a map view of where your student was loaded/unloaded.



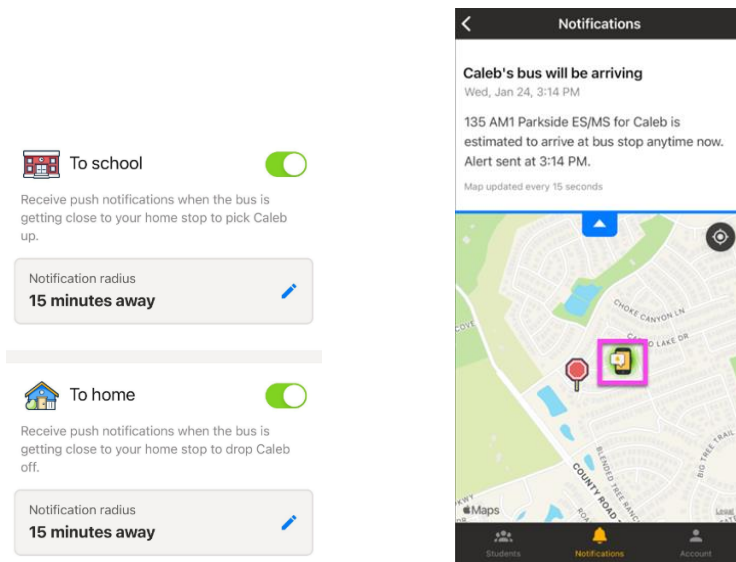
2. Arrival Alerts (To school/To home)

Get notified when your student's bus is on its way to the bus stop. The *To school* and *To home* settings are also independent of each other.

NOTE: *To School alerts are always sent, regardless of the student riding, and To Home alerts are only sent if the student loaded the bus.*

You can customize your **notification radius** or when you want to be notified of the bus arrival. This can be edited in one-minute increments.

**Minimum 5 minutes, maximum 20 minutes (default). Max is district configurable.*



Tap the SMART Alert in your Notifications inbox to open a map and view the location of the bus when the alert was triggered.