



**Vision:**

Every Student Thrives

**Mission:**

To Create an educational community that ignites a passion for learning where every student is known and empowered

**Core Values:**

- Student Focused
- Culture of Belonging
- Equity
- Accountability

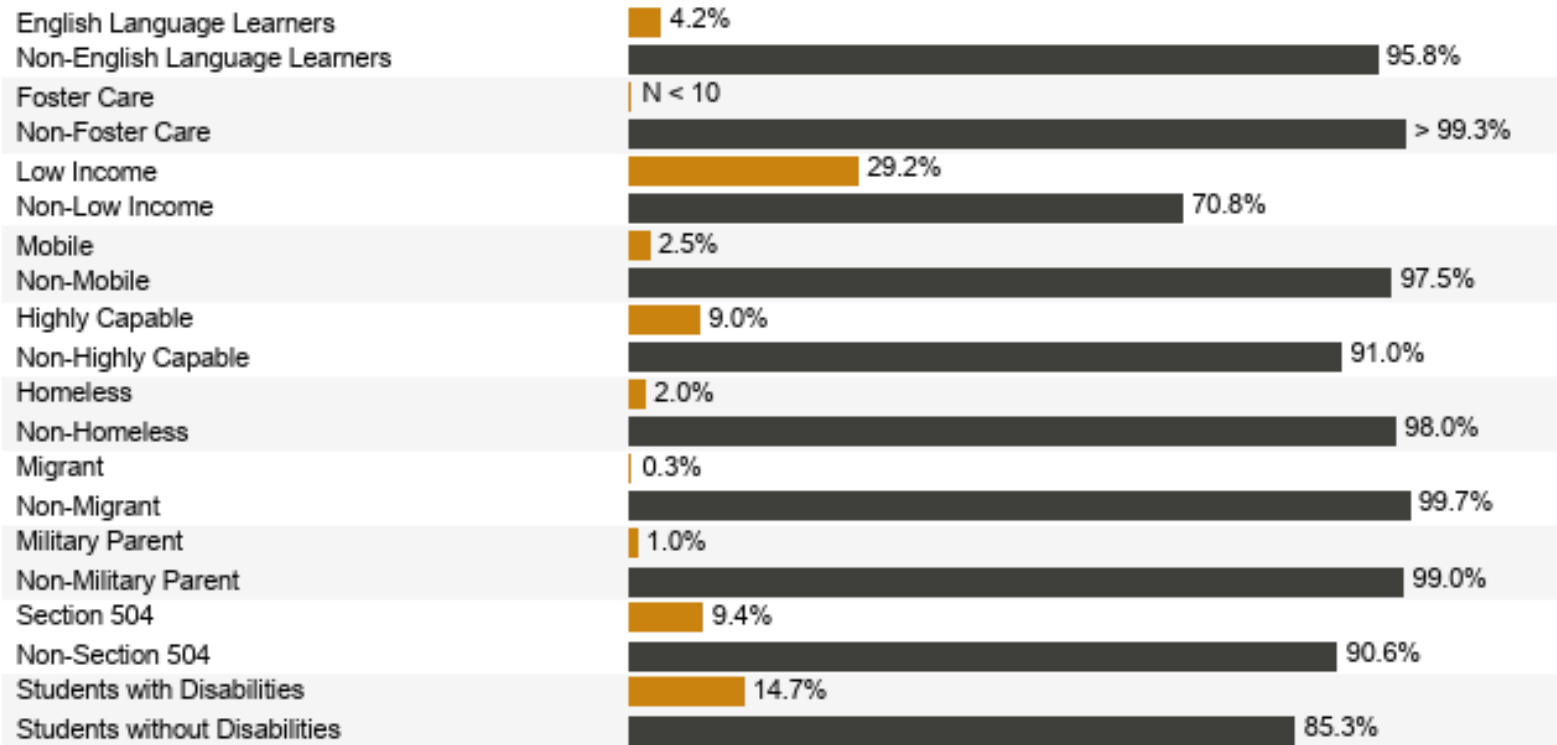


---

## Centennial Middle School

### 25-26 School Improvement Plan

## Program and Characteristic



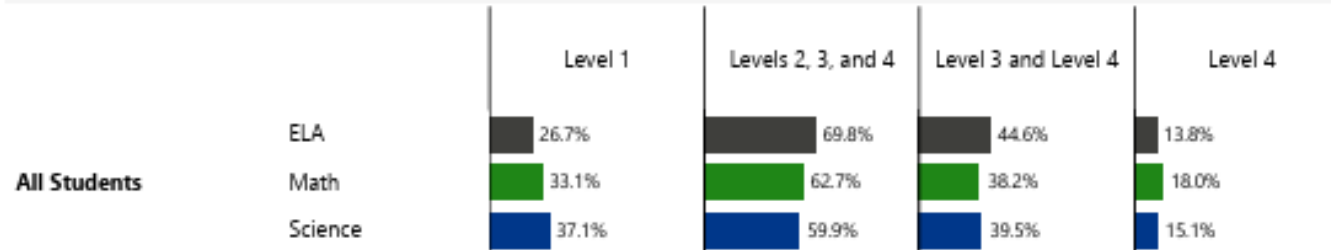
# Centennial Middle School

## 2024-25

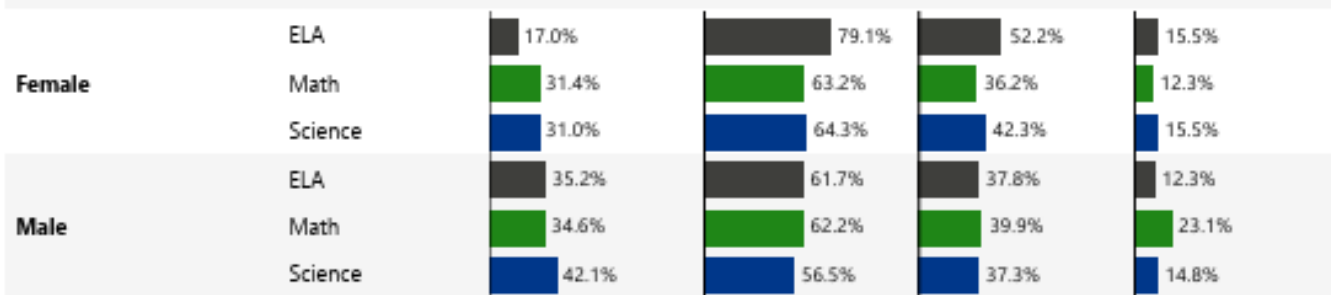
Smarter Balanced Assessments (SBA): English Language Arts (ELA) and Math state assessment for grades 3–8 and 10.

Washington Comprehensive Assessment of Science (WCAS): Science state assessment for grades 5, 8, and 11.

### Achievement Levels



### Gender



What is our building vision and mission statement?

**Mission:** To create an educational community that ignites a passion for learning where every student is known and empowered.

**Vision:** Every student thrives

Review the questions below to outline the evidence-based practices/interventions, data measures, timeframe, lead, and resources to achieve each SMARTIE Goal aligned to your data-informed priorities, vision, and mission. SMARTIE Goals are specific, measurable, attainable, realistic, time-bound, inclusive, and equitable.

<p><u>Evidence-based practice</u> (intervention, activity, or strategy) to support SMARTIE Goal</p>	<p>Implementation and Impact Data</p>	<p>Timeframe</p>	<p>Lead</p>	<p>Resources</p>
<p><b>What evidence-based practice (intervention, activity, or strategy) will you implement to support achieving this overarching improvement goal?</b></p> <p><b>What student groups will benefit and why?</b></p>	<p><i>What short-and long-term <b>data</b> will be collected to measure the extent to which this <b>evidence-based practice (intervention, activity, or strategy)</b> was implemented as intended?</i></p> <p><i>What short-and long-term <b>data</b> will be collected to measure the impact of this evidence-based practice (intervention, activity, or strategy)?</i></p>	<p><i>When will this <b>evidence-based practice (intervention, activity, or strategy)</b> occur? What was/is the projected length of time?</i></p> <p><i><b>When or how often</b> (please be as specific as possible) <b>will progress be monitored or data reviewed?</b></i></p>	<p><i>Who (what team or individual) will be responsible for implementing, measuring, and adjusting the <b>evidence-based practice (intervention, activity, or strategy)?</b></i></p> <p><i>Who else will be involved?</i></p>	<p><i>What resources will be used to implement this <b>evidence-based practice (intervention, activity, or strategy)</b> (for example, professional development, extended time, curriculum, materials, etc.)?</i></p>

## Goal #1 - Literacy

Literacy - Centennial Middle School plans to increase the ELA proficiency rate from 44.6% to 50% for all students by June 2026 as measured by the Smarter Balanced Assessment.

Evidence-based practice (intervention, activity, or strategy) to support SMARTIE Goal	Implementation and Impact Data	Timeframe	Lead	Resources
PD on communicating purpose/ learning targets to students with all teachers	Number of staff posting daily learning target by the end of the year	All year	Admin	Danielson framework, building walk-throughs
CER work – teachers are explicitly modeling the Claim, Evidence, Reasoning process to increase student ability to critically think and making meaning of text and using text based evidence	Increase in students ability to explain their thinking more clear and communicate effectively	All year	ELA team	Dept meeting, individual meeting and pull out time
More students with an IEP will be accessing general ed content and not be served in a resource pull out class	IEPs will show a decrease in % of students in special ed setting and increase in general ed setting	All year	Admin and special ed team	Staffing,
Analyze assessment data to determine areas of focus in each department	SBA	Sept-June	Admin and teachers	STAR, SBA, and CBA assessment scores
Identify interventions that can be used within the classroom	F reports	Sept-June	Admin and teachers	PGF time to collaborate on classroom based

ELA dept will be given a release day each semester to align curriculum and assessment.	Common assessment data	2x/ year	Admin and teachers	State standards, release time
<b>Funding:</b> List and describe funding source(s) associated with the activities described above.				
1. Building budget				

Goal #2 - Math				
<ul style="list-style-type: none"> <li>Math- Centennial Middle School plans to increase the Math proficiency rate from 38.2% to 45% for all students by June 2026 as measured by the Smarter Balanced Assessment.</li> </ul>				
<u>Evidence-based practice</u> (intervention, activity, or strategy) to support SMARTIE Goal	Implementation and Impact Data	Timeframe	Lead	Resources
Implementation of Building Thinking Classrooms instructional model (modeling, thin slicing content)	Students will be more engaged in the classroom and participating in making their own meaning of the content	All year	TLS, Josh Rosenbach and math team	PD training for all math teachers in the fall, spring day of PD for selected math teachers on assessment
PD on communicating purpose/ learning targets to students with all teachers	Number of staff posting daily learning target by the end of the year	All year	Admin	Danielson framework, building walk-throughs
Analyze assessment data to determine areas of focus in each department	SBA	Sept-June	Admin and teachers	STAR, SBA, and CBA assessment scores

Identify interventions that can be used within the classroom	F reports	Sept-June	Admin and teachers	PGF time to collaborate on classroom based
Math dept will be given a release day each semester to align curriculum and assessment.	Common assessment data	2x/ year	Admin and teachers	State standards, release time
Funding: List and describe funding source(s) associated with the activities described above.				
LAP budget				

Goal #3:				
<ul style="list-style-type: none"> <li>Attendance – CMS will decrease the number of students who have chronic absenteeism from 22.3% during the 23-24 school year to 15% in the 25-26 school year.</li> </ul>				
Evidence-based practice (intervention, activity, or strategy) to support SMARTIE Goal	Implementation and Impact Data	Timeframe	Lead	Resources
Building a culture of awareness – communication with students and families about the importance of regular attendance	Chronic absenteeism will decrease. Will be monitored monthly	All year	Admin	Best practices for improving attendance – letters, templates
Small group intervention – students will be identified as at risk of chronic absenteeism and counselors/ admin will intervene to support regular attendance	Counselors will communicate with families and meet with students to find barriers to regular attendance	All year	Admin and counselors	Homeroom data

Individual student support – students who need significant individual support will be identified and targeted for high intervention	Individual family meetings will be helping to identify barriers and problem solve solutions. Individual attendance will be monitored to track impact	All year	Admin and counselors and SSA	Family meetings,
---	--	----------	------------------------------	------------------

**Funding:** List and describe funding source(s) associated with the activities described above.

1. Building budget