# WCCUSD

# Citizens' Bond Oversight Committee

## Meeting Agenda and Packet for December 13, 2021

1400 Marina Way South  Richmond, CA  94804

# NORMS OF BEHAVIOR

Every team has two components that team members must keep in mind if the team is going to succeed.

- The team must pay attention to the Committee's purpose.
- The team must also carefully shape and monitor the team process it uses to accomplish its purpose.

Team process includes:

- How team members interact with and communicate with each other
- How team members will be responsible and accountable for accomplishing the CBOC's purpose

These team norms or ground rules are established with all members of the team participating equally:

- Recognize cross-disciplinary interaction requires patience and openness to diverse perspectives
- All views are important
- Participation needs to be equitable and balanced
- Expect, respect, and accept disagreements
- Reducing defensiveness is the responsibility of all
- Be tough on issues not on each other
- Place cell phones on silent
- Read agenda packet before the meeting

**CBOC Chair John Anderson can be reached at:**

**email janorwoodpark@gmail.com**
**CBOC members are requested to contact the chairperson if they are unable to attend a CBOC meeting**

# WCCUSD

## CITIZEN'S BOND OVERSIGHT COMMITTEE

## BASIC PARLIAMENTARY PROCEDURES

THE CBOC CONDUCTS THEIR AFFAIRS USING
ROBERTS RULES OF ORDER

All discussions and actions go through the Chair.

All actions require a MOTION and a SECOND before proceeding.

- Once a MOTION has been seconded, it then belongs to the body.
- There is no such thing as a friendly (or unfriendly) amendment. Amendments are made and seconded, discussed and then the amendment is voted on for acceptance or rejection.
- If an amendment is passed, then the AMENDED MOTION is voted on.

Motions and amendments need to be clear and concise in what is being discussed and voted on. The CBOC does not vote on general ideas—they vote on specific language. Words matter.

A MOTION TO END DEBATE must be seconded and requires a 2/3 majority for passage.

- A MOTION TO TABLE is used to postpone the vote on an issue until a later date.
- A MOTION TO TABLE **cannot** be used as a means to kill a motion—only postpone it.
- When a MOTION TO TABLE is made, it must also be stated when the item is to be removed from the table for a vote.

Motions require a simple majority (50%+1 of those voting) for passage.
An ABSTENTION does not count as a 'YES' or a 'NO' vote. An ABSTENTION is used to validate that a quorum exists.

A quorum (50%+1 of the total number of CBOC members) must be present to vote on any issue.

A MOTION TO ADJOURN is always in order.

# WEST CONTRA COSTA UNIFIED SCHOOL DISTRICT

## Citizens' Bond Oversight Committee

## AGENDA

Monday, December 13, 2021 at 6:00 PM

**Viewing and Participating in the CBOC Meetings**

The West Contra Costa Unified School District Citizens' Bond Oversight Committee will conduct meetings via video conference/teleconference until further notice. The meeting will be streamed via Zoom using the following link:

**By computer, please click the link below to join the webinar:**
**https://wccusd.zoom.us/j/94978999187?pwd=dGxPVnNZT2RMaThaYWJYVlkwRnR2QT09**

Or by Telephone:
**US: 1+(669) 900 6833**
**Webinar ID: 949 7899 9187**
**Passcode: 657852**

The WCCUSD CBOC welcomes participation from concerned citizens. Participants must provide their first and last name and either an email address or phone number.

Facilities Operation Center
1400 Marina Way S
Richmond, CA 94804

Note: The full agenda packet may be viewed on the CBOC website.

**AGENDA**

**WCCUSD CITIZENS' BOND OVERSIGHT COMMITTEE**

**Monday, December 13, 2021 at 6 pm**

**1400 Marina Way South, Richmond CA 94804**

**For those not attending the meeting in person to join by computer, please click the link below to join the webinar:**
**https://wccusd.zoom.us/j/94978999187?pwd=dGxPVnNZT2RMaThaYWJYVlkwRnR2QT09**

**Or**

**by Telephone: US: 1+(669) 900 6833 Webinar ID: 949 7899 9187**
**Passcode: 657852**

**A. Opening Procedures**
**B. Call to Order/Pledge of Allegiance**
**C. Roll Call**

John Anderson, Joseph Camacho, Maisha Cole, Sallie DeWitt
Lorraine Humes, Jason Lindsey and Tom Panas

(7 members with 4 required for a quorum)

**D. Welcome new CBOC member Tom Panas**
**E. Approval of Agenda**

*To discuss a Consent Calendar item, it must be removed from the agenda by a member of the committee*

**F. Public Comment for items not on the Agenda**

*Items already on the agenda may not be spoken on in this section. Speakers wishing to address a specific agenda item they must fill out a Speaker Form with the appropriate agenda item listed. Speakers will be allowed three minutes*

**G. Bond Program Project Status and Financial Reports (Luis Freese/Melissa Payne)**

Presentation on progress of current Bond Projects including newsletters and financial reports

**DISCUSSION**

a. **Facilities Master Plan Project Update**
    i. **Riverside Elementary School**
    ii. **Pinole Valley High School Athletic Fields**
b. **Consolidated Budget Report 2021-11-30**
c. **Consolidated Budget Report 2016 MP 2021-11-30**
d. **Report 13 Bond Program Financial Status 2021-11-30**
e. **Report 13A Variance Report2021-11-30**
f. **Report 2 Bond Program Spending to Date 2021-11-30**
g. **20-21 AP check list 2021-11-30**

**ACTION**

**H. Consent Items**

Unless pulled from the agenda by a member of the committee, consent items are approved without discussion by unanimous consent

a. **CBOC Records Request Log December 6, 2021**

## DISCUSSION AND ACTION

I. CBOC Annual Report (Lorraine Humes)
   a. Final Draft of Annual report (see link below)

      https://drive.google.com/file/d/1kVhdtqoFZMJVPTOa0njqaFcq7RPTMLOc/view?usp=drive_web

   b. Discussion of Final Draft
   c. Motion and Vote to Approve, Modify or Reject the Final Draft 2020 CBOC Report

      There are four (4) possible vote outcomes:

      i. The report will be approved via a unanimous vote.
      ii. The report will be approved with an amendment.
      iii. The report will be approved by a majority and a member or members ask to include a minority report.
      iv. The report will not be approved by a majority vote. The ad hoc committee then works with the members who voted against its approval and will return the report at a future date.
   d. Distribution of Annual Report (see attached)
      i. Public
      ii. WCCUSD Board
      iii. Local Governments within the District
   e. 2021 Annual Report and Beyond (see attached Resolution 21-3)
      i. Discussion of aligning 2021 Annual Report with WCCUSD fiscal year July 1, 2021 to June 30, 2020

ii. **Motion and Vote on Resolution 21-3.**

**J. Election of CBOC officers for 2022**

a. **Nominations and vote for Chairperson**
b. **Nominations and vote for Vice chairperson**
c. **Nominations and vote for Secretary**

**K. Calendar for 2022**

a. **Discussion of Calendar (see Attached)**
b. **Motion to Approve Calendar and Vote**

## DISCUSSION

**Update on Ad Hoc committee of CBOC and WCCUSD staff Board on revision of Policy BP 7214.2 CBOC Revision (John Anderson/Sallie DeWitt)**

**L. Training (Loraine Humes)**

a. **Considerations for next year**
b. **CACBOC training**

**M. Adjournment**

**Next meeting January 10, 2022 at 6 pm**

Disability Information

Upon written request to the district, disability related modifications or accommodations—including auxiliary aids or services—will be provided. Contact the Superintendent's Office at (510) 231-1101 at least 48 hours in advance of the meeting

# Projects Status Update

Citizens' Bond Oversight Committee
December 13, 2021

# Project Status Update

| | SITE | PROJECT | TYPE | STATUS |
|---|---|---|---|---|
| PLANNING | District Wide | HVAC Assessment | BOND | Preparing draft reports |
| | Kennedy HS | Site Specific Master Plan | BOND | Visioning |
| | Richmond HS | Site Specific Master Plan | BOND | Visioning |
| | **SITE** | **PROJECT** | **TYPE** | **STATUS** |
| DESIGN | Cameron School | Critical Needs: HVAC Addition | BOND | Design / DSA Submission |
| | Collins ES | Critical Needs: HVAC Addition | BOND | Design / DSA Submission |
| | Hercules M/HS | Critical Needs: Science Labs | BOND | Design |
| | Shannon ES | Critical Needs: MPR | BOND | Design |
| | Riverside ES | Site Improvements | BOND | Design / DSA Submission |
| | Korematsu MS | Fall Protection | BOND | Pending DSA Approval |
| | **SITE** | **PROJECT** | **TYPE** | **STATUS** |
| PROCUREMENT | E-Rate Year 24 | Indoor/Outdoor Wireless Upgrades at Various Sites | E-RATE & BOND | Pending E-Rate approval |
| | **SITE** | **PROJECT** | **TYPE** | **STATUS** |
| DESIGN-BUILD | Lake ES | Campus Replacement | BOND | Design |
| | Riverside ES | Soil Stabilization | BOND | Construction |
| | **SITE** | **PROJECT** | **TYPE** | **STATUS** |
| CONSTRUCTION | Pinole Valley HS | Fields Restoration & Bleachers | BOND | Construction |

**LEGEND & ACRONYMS** (DSA) Division of the StateArchitect (RFQ) Request for Qualification
(RFQ/P) Request for Qualifications & Proposal

# Year End Up Date

# District-wide HVAC Assessment

| Elementary Schools | | | K-8 Schools | Middle Schools | High Schools |
|---|---|---|---|---|---|
| Bayview | Harding | Olinda | Mira Vista | BR Soskin | El Cerrito |
| Chavez | Highland | Riverside | Montalvin | DeJean | Greenwood |
| Coronado | Kensington | Shannon | Peres | Helms | Kennedy |
| Dover | King | Sheldon | Stewart | Korematsu | Richmond |
| Downer | Lincoln | Stege | Verde | | |
| Fairmont | Madera | Tara Hills | | | |
| Ford | Murphy | Washington | | | |
| Grant | | | | | |

The consultant is preparing a report of the existing heating and ventilation systems and their current condition in order to propose options to achieve the District's thermal comfort and air quality goals. The report shall include a review of the existing temperature control system and capacity of the electrical service.

# Kennedy and Richmond High School Site-Specific Master Plans

The first community meetings happened in mid-November (November 18th and 16th) and were the first steps in a process that will conclude in June, when the architects will present/complete the plans for the physical re-design of Kennedy and Richmond High School.

# Kennedy and Richmond High School Site-Specific Master Plans

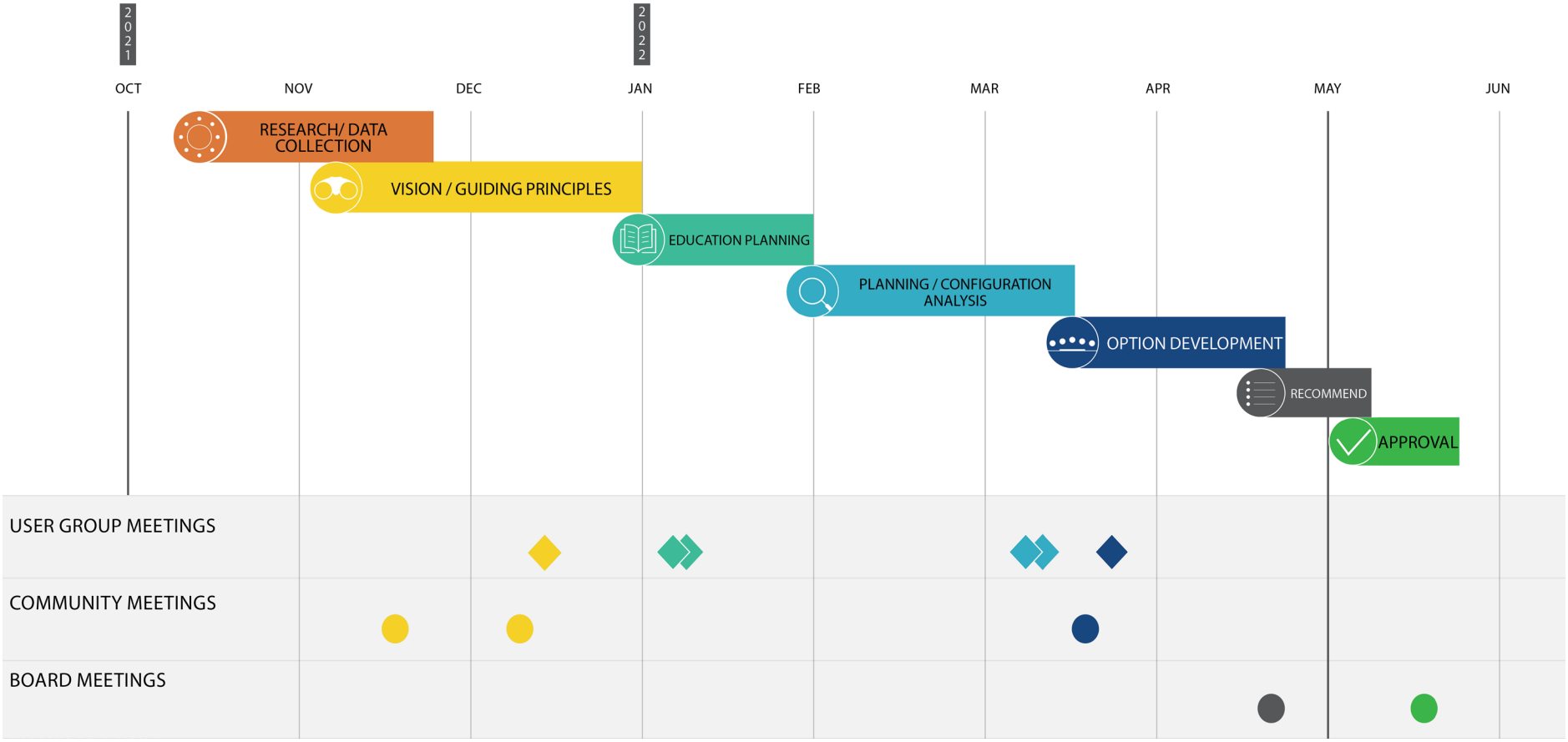

# 1st Round of Community Meetings

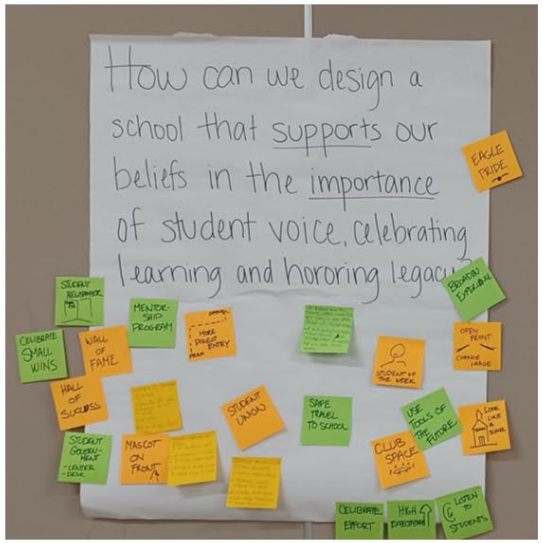

# Cameron School HVAC Addition

New heating, ventilation, and air conditioning is replacing the existing boiler system. The new system will improve control and thermal comfort through a state-of-the-art HVAC system that includes both heating and air conditioning.

# Cameron School HVAC Addition

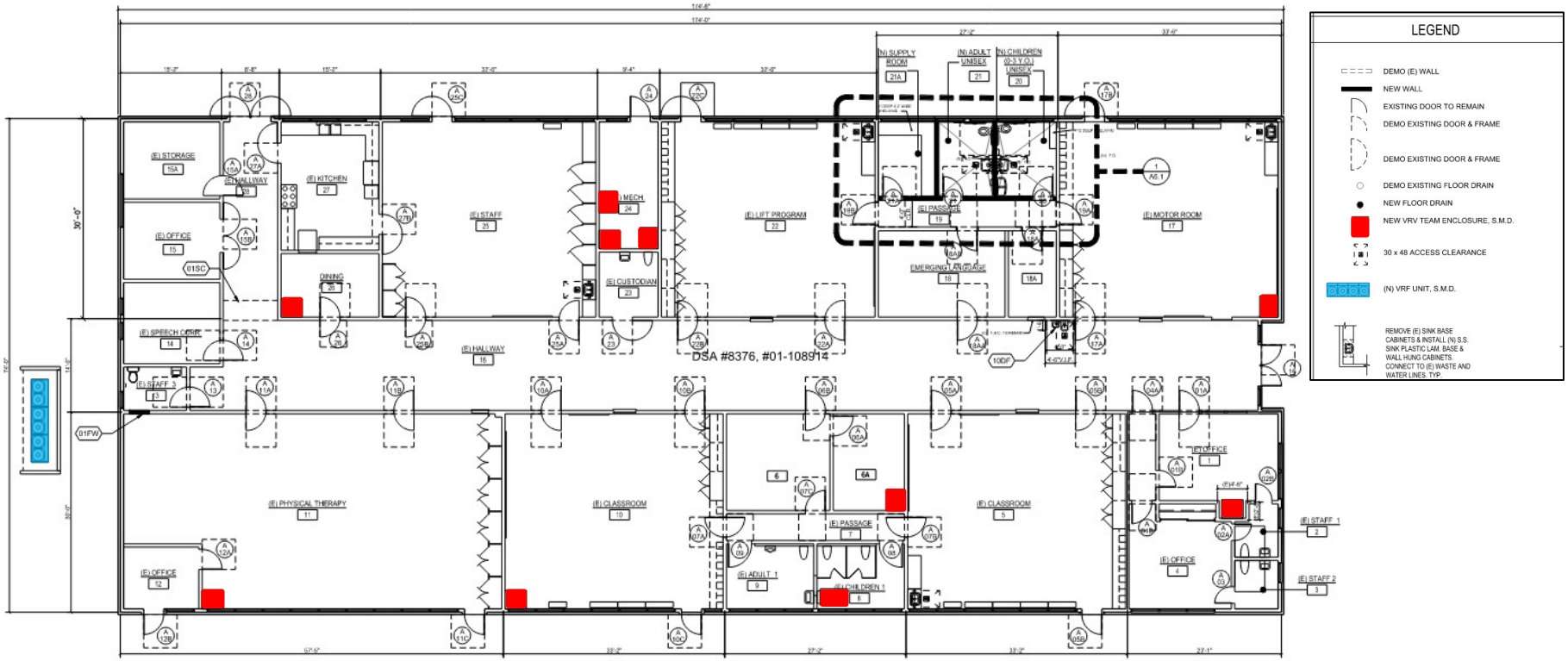


Floorplan of the area where the new HVAC system will be installed. Heating units are highlighted in red; condensing units are highlighted in blue. The image to the right is the cut sheet for the VRV Indoor Units

# Collins Elementary School HVAC Addition

New heating, ventilation, and air conditioning is replacing the existing boiler system. The new system will improve control and thermal comfort through a state-of-the-art HVAC system that includes both heating and air conditioning.

# Collins Elementary School HVAC Addition

Floorplan of the area where the new HVAC system will be installed. Heating units are highlighted in red; condensing units are highlighted in blue.

# Hercules Middle/High School Science Laboratories

We are building a new Science Building which will include new labs large enough to accommodate today's class sizes and allow clearances and chemical safety equipment. This building will be shared between the middle and high schools; however the design will allow each program their own space.

# Hercules Middle/High School Science Laboratories

Hercules Middle/High School Site Plan

# Hercules Middle/High School Science Laboratories

1 NORTH VIEW

2 SOUTH VIEW

3 EAST VIEW

# Shannon Elementary School Multi-Purpose Room

Replacement of the existing portable Multi-Purpose Room with a New MPR. Upgrades to the electrical system will also be completed to accommodate the new building and better serve the existing campus.

# Shannon Elementary School Multi-Purpose Room

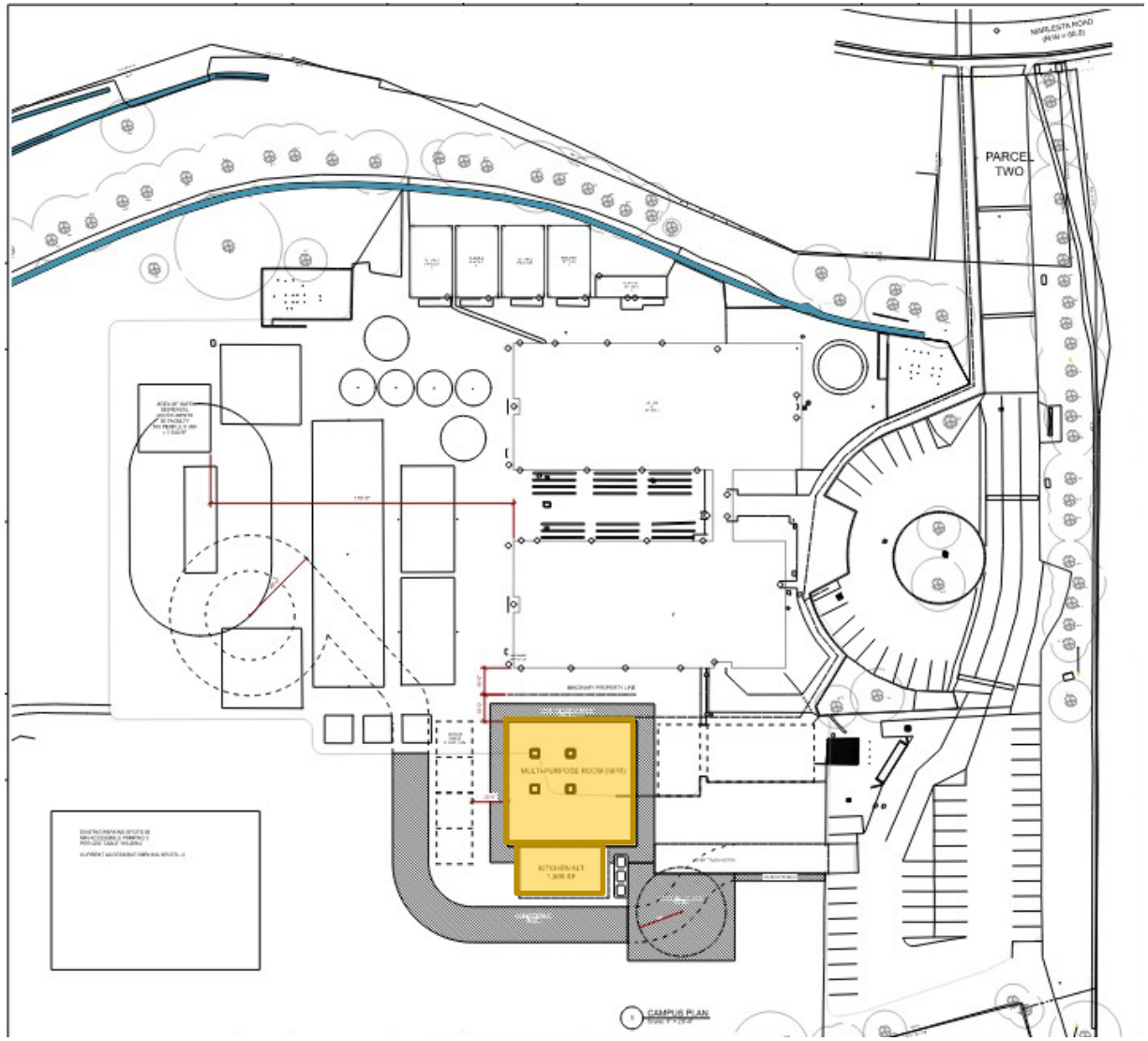


Complete campus plan from conceptual design drawings. Highlighted is the new MPR and kitchen area.

# Shannon Elementary School Multi-Purpose Room

Progress Set Elevations

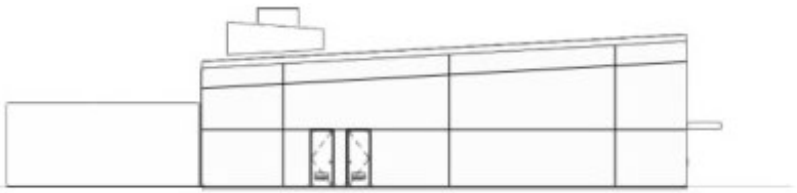

6 EAST ELEVATION

3 NORTH ELEVATION

7 WEST ELEVATION

4 SOUTH ELEVATION

8 NW PERSPECTIVE

# Riverside Elementary School Site Improvements

The playground restoration includes installing two play structures, creating an enclosed kinder playground, formally establishing a garden, repaving and striping the blacktop, and building a shade structure.

# Riverside Elementary School Site Improvements

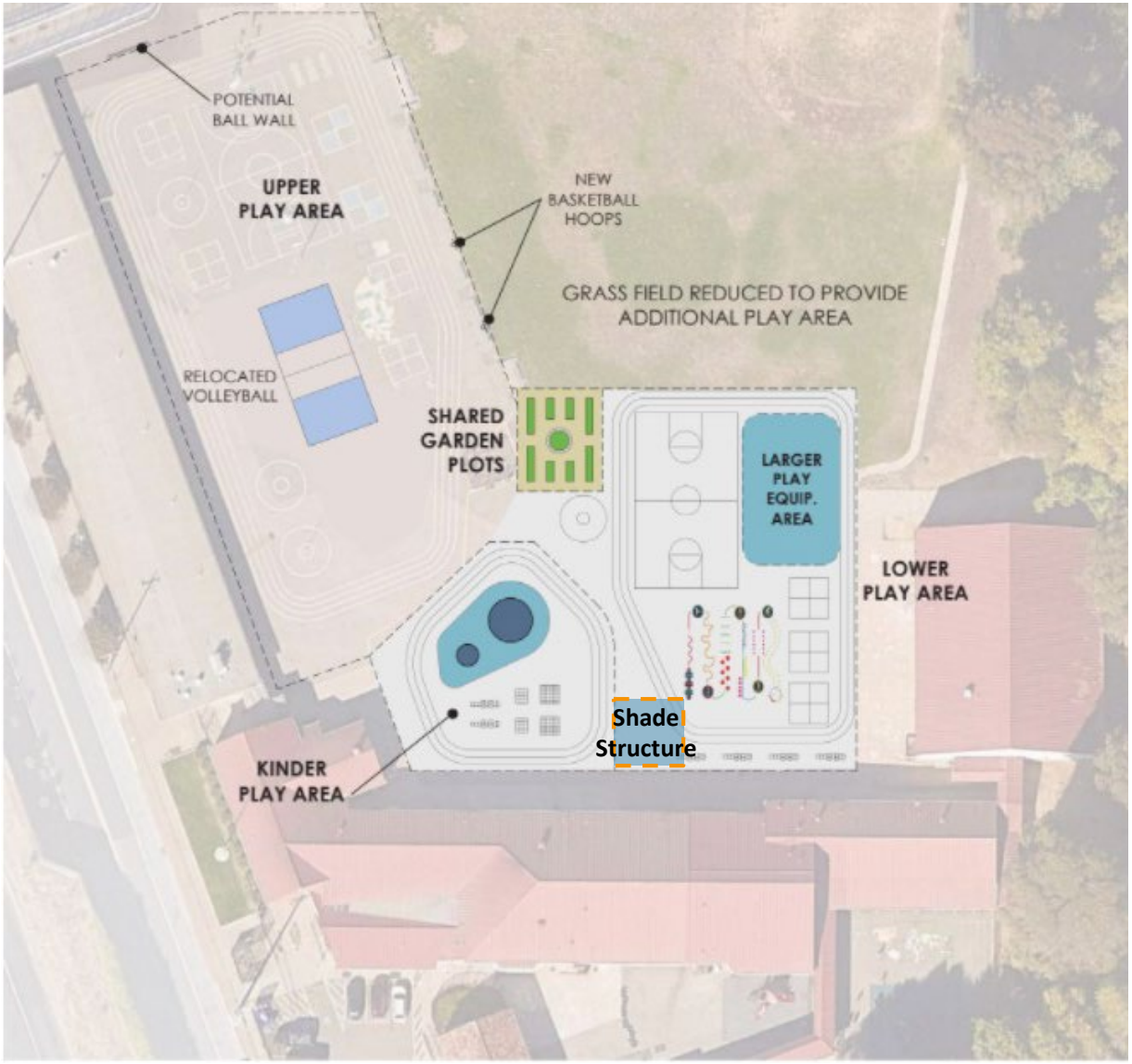


Conceptual site plan.

# Lake Elementary School Campus Replacement

The Lake Elementary School project consists of fully rebuilding the campus in a phased approach while the campus is still operational.  New buildings, utility connections and play areas will be constructed utilizing a design build process. There have been two community meetings and design is underway.

# Lake Elementary School Campus Replacement

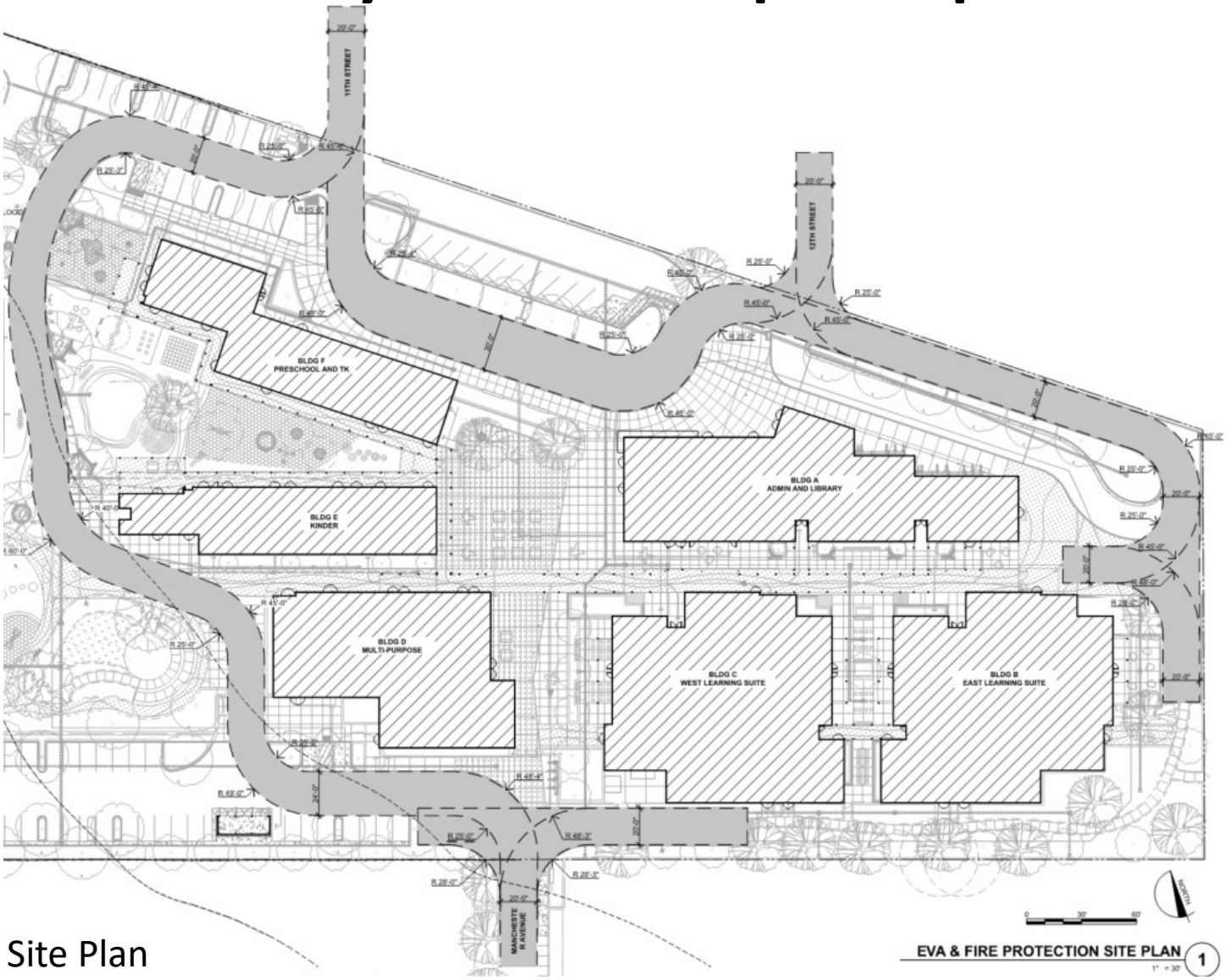


Site Plan

# Lake Elementary School Campus Replacement

BLDG A ADMIN NORTH ELEVATION 1

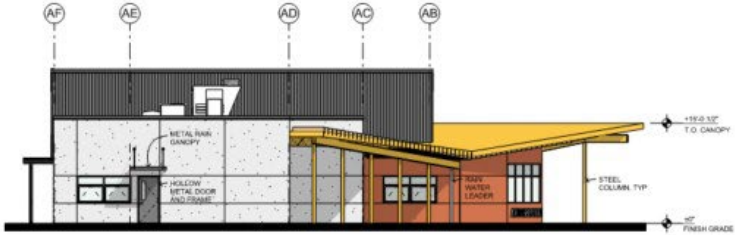


BLDG A ADMIN EAST ELEVATION 2

BLDG A ADMIN SOUTH ELEVATION 3

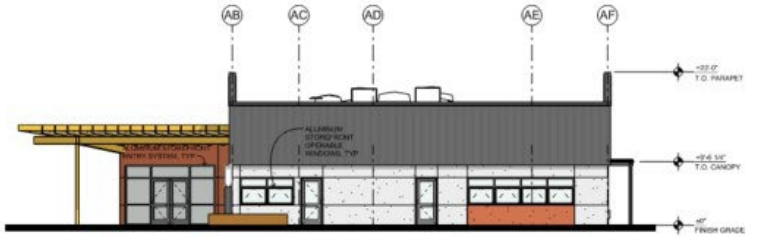


BLDG A ADMIN WEST ELEVATION 4

Building A Admin
East Elevations

# Lake Elementary School Campus Replacement

Rendering of the future entryway to Lake Elementary School.

Rendering of the heart of the campus-- outdoor dining with the MPR in the background.

# Lake Elementary School Campus Replacement

Interior renderings of the classroom neighborhood.

# Lake Elementary School Campus Replacement

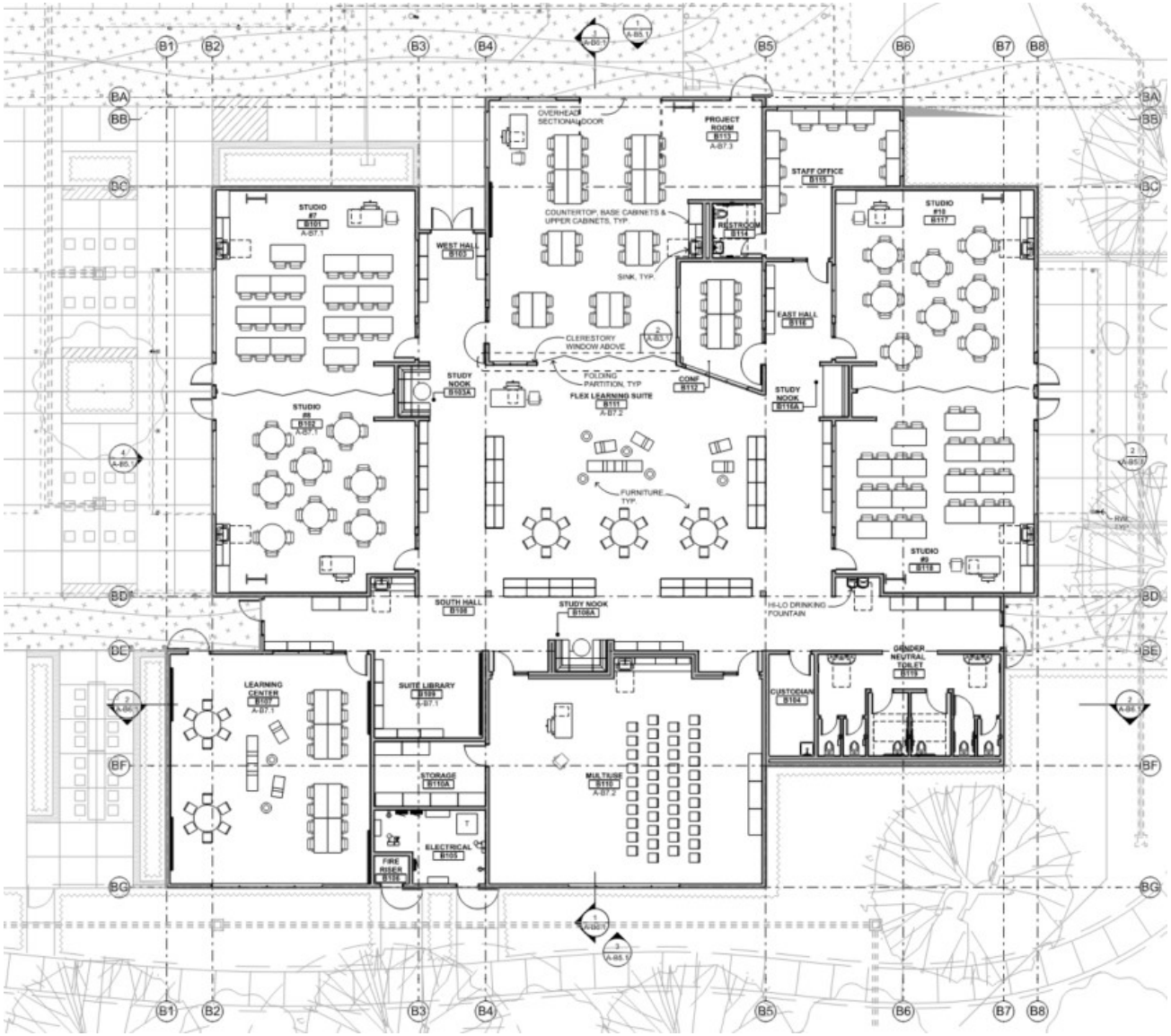


Building B East Learning Center Floorplan

# Riverside Elementary School Soil Stabilization

The purpose of the Critical Needs Project is to reinforce soil adjacent to Wildcat Creek. Additionally, the project includes repaving the parking lot, building a new trash enclosure, and removing trees along the creek. This project is an investment in our community through the use of taxpayer bond dollars.

# Riverside Elementary School Soil Stabilization

Trash Enclosure Slab and Apron

# Pinole Valley HS Fields, Fieldhouse, and Press Box

The project is to convert the temporary campus area to a combination baseball/softball field and restore the tennis and basketball courts. The project also includes building a field house, home side bleachers including a press box, and resurface the stadium field and track. This project is an investment in our community through the use of taxpayer bond dollars.

# Pinole Valley HS Fields, Fieldhouse, and Press Box

Basketball and Tennis Courts

# Pinole Valley HS Fields, Fieldhouse, and Press Box

Basketball and Tennis Courts: Fence Post Installation, Retaining Wall Footing Prep Work

# Pinole Valley HS Fields, Fieldhouse, and Press Box

Softball / Baseball Field

Field House Pad

# Pinole Valley HS Fields, Fieldhouse, and Press Box

Baseball/Softball Fields: Removal of base material to establish subgrade

# WCCUSD | Construction News

## RIVERSIDE SOIL STABLIZATION

Dec. 2021

### Work Completed Last Month

- Poured trash enclosure foundation and apron
- Patched street where sewer connection was installed
- Demolition and preparation for paving in parking lot

### Work to be Completed This Month

- Pave and stripe parking lot
- Fabricate and begin installation of trash enclosure
- Install precast tables in paved lunch area during winter break

### Project Facts

- **Project Scope:** The primary purpose of this project is to reinforce soil adjacent to Wildcat Creek. Additionally, the project will include repaving the parking lot, building a new trash enclosure, and removing trees along the creek. This project is an investment in our community through the use of taxpayer bond dollars.
- **Architect:** Gouldevans
- **Anticipated Completion:** December 2021

**Contact Information**
**Design Build Contractor: Overaa –**
Austin Moreau
510-234-0926

To subscribe to this monthly newsletter or ask a project questions, please email:
AskFacilities@wccusd.net

# WCCUSD | Construction News

## PVHS Fields, Fieldhouse, and Bleachers Project

Dec. 2021

### Work Completed Last Month

- Began fence post and retaining wall installation along basketball/tennis courts
- Excavated to subgrade at the fieldhouse/home bleachers area
- Removed excess rock and soil to establish subgrade at the baseball/softball fields
- Protection and mitigation from inclement weather events throughout jobsite

### Work to be Completed This Month

- Pour retaining wall footing and construct retaining wall along basketball/tennis courts
- Prepare soils, excavate footings, and install utilities for the new fieldhouse/home bleachers area
- Prepare the subgrade and lay baserock in the baseball/softball fields

### Project Facts

- **Project Scope:** New fieldhouse, tennis courts, basketball courts, baseball and softball fields, track and field resurfacing, new home and away bleachers, new press box.
- **Total Square Feet:** 464,000 SF
- **Architect:** PBK/ WLC Architects
- **Anticipated Completion:** Fall 2022

**Project Website:**
https://www.wccusd.net/Page/15634

**Contact Information**
**Contractor:** CWS Construction– Ben Pearce 415 599-5585
**Construction Manager:** 925 671-7717

To subscribe to this monthly newsletter or ask a project questions, please email:
askfacilities@wccusd.net

# Project Status Report: 12/3/2021

## Riverside Elementary School Critical Needs Project

1300 Amador Street
San Pablo CA 94806

Project No: 1000003589 DSA No: 01-119418

**Project Scope**

Design and construction to reinforce soil adjacent to Wildcat Creek. Sitework will also include repaving the parking lot, building a new trash enclosure, and removing trees along the creek.

**Project Team**

| | |
|---|---|
| Owner | WCCUSD |
| DBE | C.Overaa & Co. |
| Construction Manager | Swinerton |
| Inspector | 4Leaf |

**Schedule**

| | | |
|---|---|---|
| NTP | 5/28/2021 | |
| Original Project Duration | 127 | |
| Final Completion | 10/1/2021 | |
| Approved Time Extensions | 0 | |
| **Revised Project Duration** | **127** | |
| **Revised Completion Date** | **10/1/2021** | |
| Calendar Days Lapsed | 190 | 150% |

**Contract Summary**

| | | | |
|---|---|---|---|
| Original Scope | $2,269,593 | | |
| District Contingency | $125,000 | | |
| Project Contingency | $75,000 | | |
| Allowance- Utility Relocation | $190,000 | | |
| Allowance- LSRE if in 2022 | $58,103 | | |
| Allowance- LSRE (< 5'+) to depth | $75,000 | | |
| **Original Contract Amount** | **$2,792,696** | | |
| | | | |
| **Amendments to Date** | **$0** | | |
| **Revised Contract Amount** | **$2,792,696** | | |
| | | | |
| **District Contingency** | | **$125,000** | |
| Executed CO | 1 | $44,496 | 36% |
| Remaining Contingency | | $80,504 | 64% |
| Pending PCOs (District) | 4 | $44,103 | 35% |
| | | | |
| **Project Contingency** | | **$75,000** | |
| Executed CO | 0 | $0 | 0% |
| Remaining Contingency | | $75,000 | 100% |
| Pending PCOs (Project) | 3 | $36,531 | 49% |
| | | | |
| **Allowances (Utility, LSRE, Depth)** | | **$323,103** | |
| Executed CO | 2 | $38,941 | 12% |
| Remaining Allowance | | $284,162 | 88% |
| Pending PCOs (Allowances) | 0 | $0 | 0% |
| | | | |
| Rejected PCOs (District) | 0 | $0 | 0% |
| Rejected PCOs (Project) | 0 | $0 | 0% |
| **Completed & Stored $ Billed to Date** | **$1,911,939** | | **68%** |
| Stop Notices | $0 | | |

**Project Status**

**Completed Work:**

Work resumed on 11/8. Poured trash enclosure foundation and apron.
Placed rocks for energy dissipation.
Patch sewer tie in at street.
Demo and prep for paving in parking lot.

**Upcoming Work:**

Place parking lot asphalt and stripe. Fab and install trash enclosure structure. Install precast tables during winter break.

**Project Issues:**

None

**Project Status Report:** **12/3/2021**

## Pinole Valley High School

## Field, Field House, & Bleachers

2900 Pinole Valley Rd.
Pinole CA, 94564

Project No: 1000003314 DSA No: 01-113561

**Project Scope**

Increment 1 - Construction of Building F - Field House Site Related Improvements
Construction of tennis and basketball courts
Construction of baseball and softball fields
Track & Field surface replacement
Construction of dugout shade structures
Increment 2 - Construction of home bleachers & press box
Milestone I: Tennis and Basketball Courts
Milestone II: Field Office Building F
Milestone III: Baseball and Softball Fields
Milestone IIII: Main Stadium and Bleachers

**Project Team**

| | |
|---|---|
| Owner | WCCUSD |
| Architect | PBK/WLC |
| Construction Manager | RGMK |
| Contractor | CWS Construction |
| Inspector | SI Services |

**Schedule**

| | | |
|---|---|---|
| NTP | 8/11/2021 | |
| Original Project Duration | 388 | |
| Final Completion | 9/2/2022 | |
| Approved Time Extensions | 0 | |
| **Revised Project Duration** | **388** | |
| **Revised Completion Date** | **9/2/2022** | |
| Calendar Days Lapsed | 118 | 30% |

**Contract Summary**

| | | | |
|---|---|---|---|
| Original Contract Amount | $15,185,000 | | |
| **BOE Executed Cos** | **0** | **$0** | **0%** |
| Unforeseen Conditions | 0 | $0 | 0% |
| Owner Requested | 0 | $0 | 0% |
| Design Changes | 0 | $0 | 0% |
| Outside Agency/Other | 0 | $0 | 0% |
| **Revised Contract Amount** (Contract + $ Executed CO) | **15,185,000** | | |
| **No. of PCOs** | **25** | **$1,000,019** | **7%** |
| Pending PCOs | 20 | $934,166 | 6% |
| Rejected/Voided PCOs | 5 | $65,853 | 0% |
| **Complete & Stored $ Billed to Date** | **$642,502.16** | | **4%** |
| Stop Notices | $0 | | |

**Project Status**

**Completed Work:**

**Phase I:** Some basketball and tennis court fence posts have been installed. Concrete border surrounding the courts have been excavated and electrical rough in for the courts is substantially complete. Retaining wall footing excavation has been stabilized since the rains and formwork and rebar are underway. Property line fencing, pier footings have been drilled and cages and poles have been placed and are ready for concrete.

**Phase II:** Field House building and surrounding areas have been excavated to subgrade. Scarification of the soil has been done to allow the area to dry.

**Phase III:** Off haul of 3" minus spoils is complete. Temporary access road has been built to withstand the weather.

**Phase IV:** Home bleacher structure and surrounding areas have been excavated to subgrade. Scarification of the soil has been done to allow the area to dry.

**Upcoming Work:**

**Phase I:** Pour retaining wall footing and construction of new retaining wall. Excavate and pour concrete border around basketball courts and tennis courts. Drill and install remaining fence posts around basketball courts and tennis courts. Backfill concrete border and clean up base rock in preparation for paving basketball and tennis courts.

**Phase II:** Lime treatment of building pad, flatwork, and asphalt areas, place base rock and excavate footings for building foundation. Install underground utilities for new building, and install rebar and form footings for concrete footing pour.

**Phase III**: Re topo survey now that 3" minus rock has been removed, excavate to sub grade, lime treat soil and compact. Install base rock at playfields and dugouts, flat work and access road. Excavate and install underground utilities.

**Phase IV:** Lime treatment of bleacher pad area, flatwork, and asphalt areas, place base rock and excavate footings for bleachers. Install underground utilities to new press box, and install rebar and form footings for concrete footing pour.

**Project Issues:**

Inclement weather has slowed progress, additional measures to maintain access and protection for silt runoff in place.

**Excavator loading dump truck for spoils off haul**

**Excavator loading end dump truck for spoils off haul**

**Excavator loading soil for subgrade establishment**

**Preparing building pad and surrounding areas for lime treat**

**Fence post footings at tennis/basketball courts going in**

**Formwork and rebar for retaining wall footing being installed**

# Consolidated Budget Status Report

**Budgets versus Commitments and Expenditures for multiple Projects**

## Budget vs. Commitments and Expenditures

*Fund 21 and Fund 35*

*Data as of 11/30/2021*

| | Budget | Commitments | | | Expenditures | |
|---|---|---|---|---|---|---|
| School/Project Name | Total Budget | Total Commitments | % Budget Commited | Remaining Against Budget | Total Expenditures | % Budget Spent |
| **1 Bayview Elementary School** | | | | | | |
| Legacy Project | 19,850,802 | 19,850,802 | 100.0% | - | 19,850,802 | 100.0% |
| | ***19,850,802*** | ***19,850,802*** | ***100.0%*** | ***-*** | ***19,850,802*** | ***100.0%*** |
| **1 Cameron** | | | | | | |
| * Critical Needs | 1,300,000 | 101,117 | 7.8% | 1,198,884 | 38,403 | 3.0% |
| Legacy Project | 122,195 | 122,195 | 100.0% | - | 122,195 | 100.0% |
| | ***1,422,195*** | ***223,311*** | ***15.7%*** | ***1,198,884*** | ***160,598*** | ***11.3%*** |
| **1 Castro Elementary School** | | | | | | |
| Legacy Project | 620,944 | 620,944 | 100.0% | - | 620,944 | 100.0% |
| | ***620,944*** | ***620,944*** | ***100.0%*** | ***-*** | ***620,944*** | ***100.0%*** |
| **1 Chavez Elementary School** | | | | | | |
| Critical Needs | 72,847 | 72,847 | 100.0% | - | 72,847 | 100.0% |
| Legacy Project | 985,387 | 985,387 | 100.0% | - | 985,387 | 100.0% |
| | ***1,058,234*** | ***1,058,234*** | ***100.0%*** | ***-*** | ***1,058,234*** | ***100.0%*** |
| **1 Collins Elementary School** | | | | | | |
| * Critical Needs | 3,500,000 | 263,080 | 7.5% | 3,236,920 | 94,449 | 2.7% |
| Legacy Project | 1,638,871 | 1,638,871 | 100.0% | - | 1,638,871 | 100.0% |
| | ***5,138,871*** | ***1,901,951*** | ***37.0%*** | ***3,236,920*** | ***1,733,320*** | ***33.7%*** |
| **1 Coronado Elementary School** | | | | | | |
| Legacy Project | 43,022,627 | 43,022,627 | 100.0% | - | 43,022,627 | 100.0% |
| | ***43,022,627*** | ***43,022,627*** | ***100.0%*** | ***-*** | ***43,022,627*** | ***100.0%*** |
| **1 Dover Elementary School** | | | | | | |
| Legacy Project | 35,095,267 | 35,095,267 | 100.0% | - | 35,095,267 | 100.0% |
| | ***35,095,267*** | ***35,095,267*** | ***100.0%*** | ***-*** | ***35,095,267*** | ***100.0%*** |
| **1 Downer Elementary School** | | | | | | |
| Legacy Project | 33,415,902 | 33,415,902 | 100.0% | - | 33,415,902 | 100.0% |
| | ***33,415,902*** | ***33,415,902*** | ***100.0%*** | ***-*** | ***33,415,902*** | ***100.0%*** |
| **1 El Sobrante Elementary School** | | | | | | |
| Legacy Project | 536,231 | 536,231 | 100.0% | - | 536,231 | 100.0% |
| | ***536,231*** | ***536,231*** | ***100.0%*** | ***-*** | ***536,231*** | ***100.0%*** |
| **1 Ellerhorst Elementary School** | | | | | | |
| Legacy Project | 13,931,806 | 13,931,806 | 100.0% | - | 13,931,806 | 100.0% |
| | ***13,931,806*** | ***13,931,806*** | ***100.0%*** | ***-*** | ***13,931,806*** | ***100.0%*** |
| **1 Fairmont Elementary School** | | | | | | |
| * Critical Needs | 3,000,000 | 2,678,683 | 89.3% | 321,317 | 2,678,683 | 89.3% |
| Legacy Project | 3,864,259 | 3,864,259 | 100.0% | - | 3,864,259 | 100.0% |
| | ***6,864,259*** | ***6,542,941*** | ***95.3%*** | ***321,317*** | ***6,542,941*** | ***95.3%*** |
| **1 Ford Elementary School** | | | | | | |
| Legacy Project | 30,817,526 | 30,817,526 | 100.0% | - | 30,817,526 | 100.0% |
| | ***30,817,526*** | ***30,817,526*** | ***100.0%*** | ***-*** | ***30,817,526*** | ***100.0%*** |
| **1 Grant Elementary School** | | | | | | |
| Critical Needs | 211,467 | 211,467 | 100.0% | - | 211,467 | 100.0% |
| Legacy Project | 1,944,098 | 1,944,098 | 100.0% | - | 1,944,098 | 100.0% |
| | ***2,155,565*** | ***2,155,565*** | ***100.0%*** | ***-*** | ***2,155,565*** | ***100.0%*** |
| **1 Hanna Ranch Elementary School** | | | | | | |
| Legacy Project | 783,349 | 783,349 | 100.0% | - | 783,349 | 100.0% |
| | ***783,349*** | ***783,349*** | ***100.0%*** | ***-*** | ***783,349*** | ***100.0%*** |
| **1 Harbour Way** | | | | | | |
| Legacy Project | 121,944 | 121,944 | 100.0% | - | 121,944 | 100.0% |
| | ***121,944*** | ***121,944*** | ***100.0%*** | ***-*** | ***121,944*** | ***100.0%*** |

# Consolidated Budget Status Report

**Budgets versus Commitments and Expenditures for multiple Projects**

## Budget vs. Commitments and Expenditures

*Fund 21 and Fund 35*

*Data as of 11/30/2021*

| | Budget | Commitments | | | Expenditures | |
|---|---|---|---|---|---|---|
| School/Project Name | Total Budget | Total Commitments | % Budget Commited | Remaining Against Budget | Total Expenditures | % Budget Spent |
| **1 Harding Elementary School** | | | | | | |
| Legacy Project | 22,632,446 | 22,632,446 | 100.0% | - | 22,632,446 | 100.0% |
| | ***22,632,446*** | ***22,632,446*** | ***100.0%*** | ***-*** | ***22,632,446*** | ***100.0%*** |
| **1 Harmon Knolls** | | | | | | |
| Critical Needs | 406,946 | 406,946 | 100.0% | - | 406,946 | 100.0% |
| Soil Testing | 41,489 | 41,489 | 100.0% | - | 41,489 | 100.0% |
| | ***448,435*** | ***448,435*** | ***100.0%*** | ***-*** | ***448,435*** | ***100.0%*** |
| **1 Highland Elementary School** | | | | | | |
| * Water & Power Upgrade | 747,125 | - | 0.0% | 747,125 | - | 0.0% |
| Critical Needs | 52,875 | 52,875 | 100.0% | - | 52,875 | 100.0% |
| Legacy Project | 1,879,839 | 1,879,839 | 100.0% | - | 1,879,839 | 100.0% |
| | ***2,679,839*** | ***1,932,714*** | ***72.1%*** | ***747,125*** | ***1,932,714*** | ***72.1%*** |
| **1 Kensington Elementary School** | | | | | | |
| Legacy Project | 19,343,892 | 19,343,892 | 100.0% | - | 19,343,892 | 100.0% |
| | ***19,343,892*** | ***19,343,892*** | ***100.0%*** | ***-*** | ***19,343,892*** | ***100.0%*** |
| **1 King Elementary School** | | | | | | |
| Legacy Project | 25,342,166 | 25,342,166 | 100.0% | - | 25,342,166 | 100.0% |
| | ***25,342,166*** | ***25,342,166*** | ***100.0%*** | ***-*** | ***25,342,166*** | ***100.0%*** |
| **1 Lake Elementary School** | | | | | | |
| * Campus Replacement | 65,600,000 | 55,217,471 | 84.2% | 10,382,529 | 1,421,983 | 2.2% |
| Legacy Project | 1,500,322 | 1,500,322 | 100.0% | - | 1,500,322 | 100.0% |
| Portable Demolition | 147,501 | 147,501 | 100.0% | - | 147,501 | 100.0% |
| | ***67,247,823*** | ***56,865,294*** | ***84.6%*** | ***10,382,529*** | ***3,069,806*** | ***4.6%*** |
| **1 Lincoln Elementary School** | | | | | | |
| Legacy Project | 17,676,561 | 17,676,561 | 100.0% | - | 17,676,561 | 100.0% |
| | ***17,676,561*** | ***17,676,561*** | ***100.0%*** | ***-*** | ***17,676,561*** | ***100.0%*** |
| **1 Lupine Hills Elementary School** | | | | | | |
| Legacy Project | 15,395,678 | 15,395,678 | 100.0% | - | 15,395,678 | 100.0% |
| | ***15,395,678*** | ***15,395,678*** | ***100.0%*** | ***-*** | ***15,395,678*** | ***100.0%*** |
| **1 Madera Elementary School** | | | | | | |
| Legacy Project | 12,233,801 | 12,233,801 | 100.0% | - | 12,233,801 | 100.0% |
| | ***12,233,801*** | ***12,233,801*** | ***100.0%*** | ***-*** | ***12,233,801*** | ***100.0%*** |
| **1 Michelle Obama School** | | | | | | |
| * Campus Replacement | 40,300,000 | 39,344,053 | 97.6% | 955,947 | 39,341,301 | 97.6% |
| Legacy Project | 3,829,324 | 3,829,324 | 100.0% | - | 3,829,324 | 100.0% |
| | ***44,129,324*** | ***43,173,377*** | ***97.8%*** | ***955,947*** | ***43,170,625*** | ***97.8%*** |
| **1 Mira Vista K-8** | | | | | | |
| Legacy Project | 16,651,130 | 16,651,130 | 100.0% | - | 16,651,130 | 100.0% |
| | ***16,651,130*** | ***16,651,130*** | ***100.0%*** | ***-*** | ***16,651,130*** | ***100.0%*** |
| **1 Montalvin K-8** | | | | | | |
| Additional New Classrooms | 4,028,011 | 4,028,011 | 100.0% | - | 4,028,011 | 100.0% |
| Legacy Project | 12,763,017 | 12,763,017 | 100.0% | - | 12,763,017 | 100.0% |
| | ***16,791,028*** | ***16,791,028*** | ***100.0%*** | ***-*** | ***16,791,028*** | ***100.0%*** |
| **1 Murphy Elementary School** | | | | | | |
| Legacy Project | 15,619,655 | 15,619,655 | 100.0% | - | 15,619,655 | 100.0% |

# Consolidated Budget Status Report

**Budgets versus Commitments and Expenditures for multiple Projects**

## Budget vs. Commitments and Expenditures

*Fund 21 and Fund 35*

*Data as of 11/30/2021*

| | Budget | Commitments | | | Expenditures | |
|---|---|---|---|---|---|---|
| School/Project Name | Total Budget | Total Commitments | % Budget Commited | Remaining Against Budget | Total Expenditures | % Budget Spent |
| | ***15,619,655*** | ***15,619,655*** | ***100.0%*** | ***-*** | ***15,619,655*** | ***100.0%*** |
| **1 Nystrom Elementary School** | | | | | | |
| Classroom Renovation | 30,233,455 | 30,233,455 | 100.0% | - | 30,233,455 | 100.0% |
| Demo Portable and Sitework | 518,285 | 518,285 | 100.0% | - | 518,285 | 100.0% |
| Legacy Project | 5,442,234 | 5,442,234 | 100.0% | - | 5,442,234 | 100.0% |
| Multi-purpose Room | 11,606,839 | 11,606,839 | 100.0% | - | 11,606,839 | 100.0% |
| | ***47,800,813*** | ***47,800,813*** | ***100.0%*** | ***-*** | ***47,800,813*** | ***100.0%*** |
| **1 Ohlone Elementary School** | | | | | | |
| Classroom and Admin Building | 24,508,510 | 24,508,510 | 100.0% | - | 24,508,510 | 100.0% |
| Critical Needs | 623,885 | 623,885 | 100.0% | - | 623,885 | 100.0% |
| Legacy Project | 3,962,598 | 3,962,598 | 100.0% | - | 3,962,598 | 100.0% |
| Portable Removal and Playgrounc | 5,397,758 | 5,397,758 | 100.0% | - | 5,397,758 | 100.0% |
| | ***34,492,752*** | ***34,492,752*** | ***100.0%*** | ***-*** | ***34,492,752*** | ***100.0%*** |
| **1 Olinda Elementary School** | | | | | | |
| Critical Needs | 793,247 | 793,247 | 100.0% | - | 793,247 | 100.0% |
| Legacy Project | 1,286,942 | 1,286,942 | 100.0% | - | 1,286,942 | 100.0% |
| | ***2,080,188*** | ***2,080,188*** | ***100.0%*** | ***-*** | ***2,080,188*** | ***100.0%*** |
| **1 Peres K-8** | | | | | | |
| Legacy Project | 21,424,293 | 21,424,293 | 100.0% | - | 21,424,293 | 100.0% |
| | ***21,424,293*** | ***21,424,293*** | ***100.0%*** | ***-*** | ***21,424,293*** | ***100.0%*** |
| **1 RCP Charter School** | | | | | | |
| Legacy Project | 4,415,204 | 4,415,204 | 100.0% | - | 4,415,204 | 100.0% |
| | ***4,415,204*** | ***4,415,204*** | ***100.0%*** | ***-*** | ***4,415,204*** | ***100.0%*** |
| **1 Riverside Elementary School** | | | | | | |
| * Critical Needs | 6,900,000 | 3,369,817 | 48.8% | 3,530,183 | 2,224,071 | 32.2% |
| Legacy Project | 14,611,005 | 14,611,005 | 100.0% | - | 14,611,005 | 100.0% |
| | ***21,511,005*** | ***17,980,822*** | ***83.6%*** | ***3,530,183*** | ***16,835,076*** | ***78.3%*** |
| **1 Seaview Elementary School** | | | | | | |
| Legacy Project | 499,116 | 499,116 | 100.0% | - | 499,116 | 100.0% |
| | ***499,116*** | ***499,116*** | ***100.0%*** | ***-*** | ***499,116*** | ***100.0%*** |
| **1 Shannon Elementary School** | | | | | | |
| * Critical Needs | 7,100,000 | 400,138 | 5.6% | 6,699,862 | 38,519 | 0.5% |
| Legacy Project | 1,555,163 | 1,555,163 | 100.0% | - | 1,555,163 | 100.0% |
| | ***8,655,163*** | ***1,955,301*** | ***22.6%*** | ***6,699,862*** | ***1,593,682*** | ***18.4%*** |
| **1 Sheldon Elementary School** | | | | | | |
| Legacy Project | 15,102,837 | 15,102,837 | 100.0% | - | 15,102,837 | 100.0% |
| | ***15,102,837*** | ***15,102,837*** | ***100.0%*** | ***-*** | ***15,102,837*** | ***100.0%*** |
| **1 Stege Elementary School** | | | | | | |
| * Critical Needs | 2,900,000 | 35,900 | 1.2% | 2,864,100 | 35,900 | 1.2% |
| Legacy Project | 3,445,886 | 3,445,886 | 100.0% | - | 3,445,886 | 100.0% |
| | ***6,345,886*** | ***3,481,786*** | ***54.9%*** | ***2,864,100*** | ***3,481,786*** | ***54.9%*** |
| **1 Stewart K-8** | | | | | | |
| Legacy Project | 16,737,037 | 16,737,037 | 100.0% | - | 16,737,037 | 100.0% |
| | ***16,737,037*** | ***16,737,037*** | ***100.0%*** | ***-*** | ***16,737,037*** | ***100.0%*** |
| **1 Tara Hills Elementary School** | | | | | | |
| Legacy Project | 14,975,067 | 14,975,067 | 100.0% | - | 14,975,067 | 100.0% |
| | ***14,975,067*** | ***14,975,067*** | ***100.0%*** | ***-*** | ***14,975,067*** | ***100.0%*** |
| **1 TLC Elementary School** | | | | | | |
| Legacy Project | 116,673 | 116,673 | 100.0% | - | 116,673 | 100.0% |
| | ***116,673*** | ***116,673*** | ***100.0%*** | ***-*** | ***116,673*** | ***100.0%*** |

# Consolidated Budget Status Report

**Budgets versus Commitments and Expenditures for multiple Projects**

## Budget vs. Commitments and Expenditures

*Fund 21 and Fund 35*

*Data as of 11/30/2021*

| | Budget | Commitments | | | Expenditures | |
|---|---|---|---|---|---|---|
| School/Project Name | Total Budget | Total Commitments | % Budget Commited | Remaining Against Budget | Total Expenditures | % Budget Spent |
| **1 Valley View Elementary School** | | | | | | |
| Critical Needs | 1,091,447 | 1,091,447 | 100.0% | - | 1,091,447 | 100.0% |
| Existing Campus Demo | 33,096 | 33,096 | 100.0% | - | 33,096 | 100.0% |
| Legacy Project | 3,908,093 | 3,908,093 | 100.0% | - | 3,908,093 | 100.0% |
| Portables | 5,189,726 | 5,189,726 | 100.0% | - | 5,189,726 | 100.0% |
| | ***10,222,362*** | ***10,222,362*** | ***100.0%*** | ***-*** | ***10,222,362*** | ***100.0%*** |
| **1 Verde K-8** | | | | | | |
| Legacy Project | 16,065,870 | 16,065,870 | 100.0% | - | 16,065,870 | 100.0% |
| | ***16,065,870*** | ***16,065,870*** | ***100.0%*** | ***-*** | ***16,065,870*** | ***100.0%*** |
| **1 Washington Elementary School** | | | | | | |
| Legacy Project | 15,322,847 | 15,322,847 | 100.0% | - | 15,322,847 | 100.0% |
| | ***15,322,847*** | ***15,322,847*** | ***100.0%*** | ***-*** | ***15,322,847*** | ***100.0%*** |
| **1 West Hercules** | | | | | | |
| Legacy Project | 56,847 | 56,847 | 100.0% | - | 56,847 | 100.0% |
| | ***56,847*** | ***56,847*** | ***100.0%*** | ***-*** | ***56,847*** | ***100.0%*** |
| **2 Adams Middle School** | | | | | | |
| Legacy Project | 691,211 | 691,211 | 100.0% | - | 691,211 | 100.0% |
| | ***691,211*** | ***691,211*** | ***100.0%*** | ***-*** | ***691,211*** | ***100.0%*** |
| **2 Betty Reid Soskin Middle School** | | | | | | |
| Critical Needs | 5,169,597 | 5,169,597 | 100.0% | - | 5,169,597 | 100.0% |
| Legacy Project | 1,245,896 | 1,245,896 | 100.0% | - | 1,245,896 | 100.0% |
| | ***6,415,493*** | ***6,415,493*** | ***100.0%*** | ***-*** | ***6,415,493*** | ***100.0%*** |
| **2 DeJean Middle School** | | | | | | |
| Legacy Project | 381,209 | 381,209 | 100.0% | - | 381,209 | 100.0% |
| | ***381,209*** | ***381,209*** | ***100.0%*** | ***-*** | ***381,209*** | ***100.0%*** |
| **2 Helms Middle School** | | | | | | |
| Legacy Project | 83,432,888 | 83,432,888 | 100.0% | - | 83,432,888 | 100.0% |
| | ***83,432,888*** | ***83,432,888*** | ***100.0%*** | ***-*** | ***83,432,888*** | ***100.0%*** |
| **2 Hercules Middle School** | | | | | | |
| Legacy Project | 699,000 | 699,000 | 100.0% | - | 699,000 | 100.0% |
| | ***699,000*** | ***699,000*** | ***100.0%*** | ***-*** | ***699,000*** | ***100.0%*** |
| **2 Korematsu Middle School** | | | | | | |
| * New Buildings | 53,439,076 | 53,056,037 | 99.3% | 383,040 | 52,790,907 | 98.8% |
| Legacy Project | 19,943,103 | 19,943,103 | 100.0% | - | 19,943,103 | 100.0% |
| | ***73,382,179*** | ***72,999,139*** | ***99.5%*** | ***383,040*** | ***72,734,009*** | ***99.1%*** |
| **2 Pinole Middle School** | | | | | | |
| Legacy Project | 56,689,430 | 56,689,430 | 100.0% | - | 56,689,430 | 100.0% |
| | ***56,689,430*** | ***56,689,430*** | ***100.0%*** | ***-*** | ***56,689,430*** | ***100.0%*** |
| **3 De Anza High School** | | | | | | |
| Legacy Project | 132,236,248 | 132,236,248 | 100.0% | - | 132,236,248 | 100.0% |
| | ***132,236,248*** | ***132,236,248*** | ***100.0%*** | ***-*** | ***132,236,248*** | ***100.0%*** |
| **3 DELTA NSS** | | | | | | |
| Legacy Project | 152,226 | 152,226 | 100.0% | - | 152,226 | 100.0% |
| | ***152,226*** | ***152,226*** | ***100.0%*** | ***-*** | ***152,226*** | ***100.0%*** |
| **3 El Cerrito High School** | | | | | | |
| Legacy Project | 128,477,500 | 128,477,500 | 100.0% | - | 128,477,500 | 100.0% |
| Stadium | 18,372,605 | 18,372,605 | 100.0% | - | 18,372,605 | 100.0% |
| | ***146,850,105*** | ***146,850,105*** | ***100.0%*** | ***-*** | ***146,850,105*** | ***100.0%*** |

# Consolidated Budget Status Report

**Budgets versus Commitments and Expenditures for multiple Projects**

## Budget vs. Commitments and Expenditures

*Fund 21 and Fund 35*

*Data as of 11/30/2021*

| | Budget | Commitments | | | Expenditures | |
|---|---|---|---|---|---|---|
| School/Project Name | Total Budget | Total Commitments | % Budget Commited | Remaining Against Budget | Total Expenditures | % Budget Spent |
| **3 Greenwood High School** | | | | | | |
| Legacy Project | 79,583,607 | 79,583,607 | 100.0% | - | 79,583,607 | 100.0% |
| | ***79,583,607*** | ***79,583,607*** | ***100.0%*** | ***-*** | ***79,583,607*** | ***100.0%*** |
| **3 Hercules High School** | | | | | | |
| * Critical Needs | 14,700,000 | 764,009 | 5.2% | 13,935,991 | 97,084 | 0.7% |
| Legacy Project | 3,295,019 | 3,295,019 | 100.0% | - | 3,295,019 | 100.0% |
| | ***17,995,019*** | ***4,059,028*** | ***22.6%*** | ***13,935,991*** | ***3,392,103*** | ***18.9%*** |
| **3 KAPPA NSS** | | | | | | |
| Legacy Project | 109,831 | 109,831 | 100.0% | - | 109,831 | 100.0% |
| | ***109,831*** | ***109,831*** | ***100.0%*** | ***-*** | ***109,831*** | ***100.0%*** |
| **3 Kennedy High School** | | | | | | |
| * Critical Needs | 12,200,000 | 337,840 | 2.8% | 11,862,160 | - | 0.0% |
| Legacy Project | 33,854,981 | 33,854,981 | 100.0% | - | 33,854,981 | 100.0% |
| | ***46,054,981*** | ***34,192,821*** | ***74.2%*** | ***11,862,160*** | ***33,854,981*** | ***73.5%*** |
| **3 North Campus High School** | | | | | | |
| Legacy Project | 205,450 | 205,450 | 100.0% | - | 205,450 | 100.0% |
| | ***205,450*** | ***205,450*** | ***100.0%*** | ***-*** | ***205,450*** | ***100.0%*** |
| **3 OMEGA NSS** | | | | | | |
| Legacy Project | 118,313 | 118,313 | 100.0% | - | 118,313 | 100.0% |
| | ***118,313*** | ***118,313*** | ***100.0%*** | ***-*** | ***118,313*** | ***100.0%*** |
| **3 Pinole Valley High School** | | | | | | |
| * Campus Replacement | 154,548,190 | 154,109,282 | 99.7% | 438,908 | 154,109,282 | 99.7% |
| * Fields/Sitework | 19,184,130 | 15,706,125 | 81.9% | 3,478,005 | 873,534 | 4.6% |
| * Interim Campus Demo | 3,628,013 | 3,625,096 | 99.9% | 2,917 | 3,625,096 | 99.9% |
| * Site Design | 17,951,414 | 17,951,414 | 100.0% | - | 17,342,224 | 96.6% |
| Detention Basin and Paving | 3,517,521 | 3,517,521 | 100.0% | - | 3,517,521 | 100.0% |
| Existing Building Demolition | 2,511,397 | 2,511,397 | 100.0% | - | 2,511,397 | 100.0% |
| Hillside Stabilization | 2,199,821 | 2,199,821 | 100.0% | - | 2,199,821 | 100.0% |
| Interim Campus | 8,796,248 | 8,796,248 | 100.0% | - | 8,796,248 | 100.0% |
| Legacy Furniture & Equipment | 36,520 | 36,520 | 100.0% | - | 36,520 | 100.0% |
| Legacy Program Cost | 696,938 | 696,938 | 100.0% | - | 696,938 | 100.0% |
| Legacy Restroom Renovation | 167,601 | 167,601 | 100.0% | - | 167,601 | 100.0% |
| Legacy Technology | 37,165 | 37,165 | 100.0% | - | 37,165 | 100.0% |
| Legacy Track | 1,676,771 | 1,676,771 | 100.0% | - | 1,676,771 | 100.0% |
| Off Site Parking and Traffic | 1,240,584 | 1,240,584 | 100.0% | - | 1,240,584 | 100.0% |
| Video Surveillance System | 357,268 | 357,268 | 100.0% | - | 357,268 | 100.0% |
| | ***216,549,580*** | ***212,629,750*** | ***98.2%*** | ***3,919,830*** | ***197,187,969*** | ***91.1%*** |
| **3 Richmond High School** | | | | | | |
| * Gym and Seismic Classroom | 21,000,000 | 20,245,886 | 96.4% | 754,114 | 19,914,186 | 94.8% |
| Legacy Project | 21,622,087 | 21,622,087 | 100.0% | - | 21,622,087 | 100.0% |
| | ***42,622,087*** | ***41,867,973*** | ***98.2%*** | ***754,114*** | ***41,536,273*** | ***97.5%*** |
| **3 SIGMA NSS** | | | | | | |
| Legacy Project | 110,949 | 110,949 | 100.0% | - | 110,949 | 100.0% |
| | ***110,949*** | ***110,949*** | ***100.0%*** | ***-*** | ***110,949*** | ***100.0%*** |
| **3 Vista High School** | | | | | | |
| Legacy Project | 7,236,543 | 7,236,543 | 100.0% | - | 7,236,543 | 100.0% |
| | ***7,236,543*** | ***7,236,543*** | ***100.0%*** | ***-*** | ***7,236,543*** | ***100.0%*** |

# Consolidated Budget Status Report

**Budgets versus Commitments and Expenditures for multiple Projects**

## Budget vs. Commitments and Expenditures

*Fund 21 and Fund 35*

*Data as of 11/30/2021*

| | Budget | Commitments | | | Expenditures | |
|---|---|---|---|---|---|---|
| School/Project Name | Total Budget | Total Commitments | % Budget Commited | Remaining Against Budget | Total Expenditures | % Budget Spent |
| **4 Technology** | | | | | | |
| * Infrastructure | 15,366,976 | 14,633,594 | 95.2% | 733,382 | 14,633,594 | 95.2% |
| Computer Common Core | 3,903,858 | 3,903,858 | 100.0% | - | 3,903,858 | 100.0% |
| District Network Backbone | 568,416 | 568,416 | 100.0% | - | 568,416 | 100.0% |
| IT Data Center | 1,400,746 | 1,400,746 | 100.0% | - | 1,400,746 | 100.0% |
| Teacher Equipment | 112,360 | 112,360 | 100.0% | - | 112,360 | 100.0% |
| Tech Communication | 1,130,966 | 1,130,966 | 100.0% | - | 1,130,966 | 100.0% |
| Technology Equipment | 1,885,661 | 1,885,661 | 100.0% | - | 1,885,661 | 100.0% |
| Technology Wireless | 10,993,016 | 10,993,016 | 100.0% | - | 10,993,016 | 100.0% |
| | ***35,362,000*** | ***34,628,618*** | ***97.9%*** | ***733,382*** | ***34,628,618*** | ***97.9%*** |
| **4 Central** | | | | | | |
| District Support | 57,308,712 | 55,352,769 | 96.6% | 1,955,943 | 54,368,176 | 94.9% |
| Program Coordination | 54,022,923 | 49,043,096 | 90.8% | 4,979,827 | 48,213,431 | 89.2% |
| | ***111,331,634*** | ***104,395,865*** | ***93.8%*** | ***6,935,770*** | ***102,581,606*** | ***92.1%*** |
| ***Totals*** | ***1,765,061,243*** | ***1,696,600,090*** | ***96.1%*** | ***68,461,153*** | ***1,622,205,506*** | ***91.9%*** |

Note 1: * Site Projects are under planning, construction or in closeout.
Note 2: 1 School Name - Elementary school site name
Note 3: 2 School Name - Middle school site name
Note 4: 3 School Name - High school site name
Note 5: 4 Central/Program Name
Note 6: BOE approved supplemental fund for Michelle Obama school: Fund 25 of $1.75M and Fund 01 MRAD of $0.85M on 6/26/19
Note 7: BOE approved supplemental fund for Richmond HS: Fund 40 of $1M on 11/06/19
Note 8: BOE approved supplemental fund for Michelle Obama school: Fund 25 of $2M on 06/24/20
Note 9: BOE approved supplemental fund for Richmond HS: Fund 40 of $0.6M on 09/09/20
Note 10: 2016 FMP budget for Hercules MS & Hercules HS is combined and reported under Hercules HS
*Note 11: Measure 1998E is not covered under Proposition 39 regulations for school bonds, and is not ordinarily reported in the Bond Program expenditure reports. The following report shows Measure 1998E projects by site with state funded DeJean middle school project.*

| | | | | | |
|---|---|---|---|---|---|
| **Measure 1998E Project** | | | | | |
| DeJean Middle School | 36,836,215.33 | 36,836,215.33 | 100.0% | - | 100.0% |
| *1998E Project* | *23,994,285.33* | *23,994,285.33* | *100.0%* | *-* | *100.0%* |
| *State Fund Project* | *12,841,930.00* | *12,841,930.00* | *100.0%* | *-* | *100.0%* |
| Pinole Valley High School | 190,570.61 | 190,570.61 | 100.0% | - | 100.0% |
| Central Program Coordination | 16,276,517.57 | 16,276,517.57 | 100.0% | - | 100.0% |
| ***Total*** | ***53,303,303.51*** | ***53,303,303.51*** | ***100.0%*** | ***-*** | ***100.0%*** |

# Consolidated Budget Status Report

**Budgets versus Commitments and Expenditures for multiple Projects**

**Budget vs. Commitments and Expenditures**

***2016 MASTER PLAN PROJECT***

*Fund 21 and Fund 35*

*Data as of 11/30/2021*

| | Budget | | | Commitments | | | Expenditures | |
|---|---|---|---|---|---|---|---|---|
| School/Project Name | Original Budget | Approved Budget Changes | Total Budget | Total Commitments | % Budget Commited | Remaining Against Budget | Total Expenditures | % Budget Spent |
| **1 Cameron** | | | | | | | | |
| * Critical Needs | 1,300,000 | - | 1,300,000 | 101,117 | 7.8% | 1,198,884 | 38,403 | 3.0% |
| | ***1,300,000*** | ***-*** | ***1,300,000*** | ***101,117*** | ***7.8%*** | ***1,198,884*** | ***38,403*** | ***3.0%*** |
| **1 Chavez Elementary School** | | | | | | | | |
| Critical Needs | 600,000 | (527,153) | 72,847 | 72,847 | 100.0% | - | 72,847 | 100.0% |
| | ***600,000*** | ***(527,153)*** | ***72,847*** | ***72,847*** | ***100.0%*** | ***-*** | ***72,847*** | ***100.0%*** |
| **1 Collins Elementary School** | | | | | | | | |
| * Critical Needs | 3,500,000 | - | 3,500,000 | 263,080 | 7.5% | 3,236,920 | 94,449 | 2.7% |
| | ***3,500,000*** | ***-*** | ***3,500,000*** | ***263,080*** | ***7.5%*** | ***3,236,920*** | ***94,449*** | ***2.7%*** |
| **1 Fairmont Elementary School** | | | | | | | | |
| * Critical Needs | 3,000,000 | - | 3,000,000 | 2,678,683 | 89.3% | 321,317 | 2,678,683 | 89.3% |
| | ***3,000,000*** | ***-*** | ***3,000,000*** | ***2,678,683*** | ***89.3%*** | ***321,317*** | ***2,678,683*** | ***89.3%*** |
| **1 Grant Elementary School** | | | | | | | | |
| Critical Needs | 900,000 | (688,533) | 211,467 | 211,467 | 100.0% | - | 211,467 | 100.0% |
| | ***900,000*** | ***(688,533)*** | ***211,467*** | ***211,467*** | ***100.0%*** | ***-*** | ***211,467*** | ***100.0%*** |
| **1 Harmon Knolls** | | | | | | | | |
| Critical Needs | 200,000 | 206,946 | 406,946 | 406,946 | 100.0% | - | 406,946 | 100.0% |
| Soil Testing | 100,000 | (58,511) | 41,489 | 41,489 | 100.0% | - | 41,489 | 100.0% |
| | ***300,000*** | ***148,435*** | ***448,435*** | ***448,435*** | ***100.0%*** | ***-*** | ***448,435*** | ***100.0%*** |
| **1 Highland Elementary School** | | | | | | | | |
| * Water & Power Upgrade | - | 747,125 | 747,125 | - | 0.0% | 747,125 | - | 0.0% |
| Critical Needs | 800,000 | (747,125) | 52,875 | 52,875 | 100.0% | - | 52,875 | 100.0% |
| | ***800,000*** | ***-*** | ***800,000*** | ***52,875*** | ***6.6%*** | ***747,125*** | ***52,875*** | ***6.6%*** |
| **1 Lake Elementary School** | | | | | | | | |
| * Campus Replacement | 65,600,000 | - | 65,600,000 | 55,217,471 | 84.2% | 10,382,529 | 1,421,983 | 2.2% |
| Portable Demolition | 500,000 | (352,499) | 147,501 | 147,501 | 100.0% | - | 147,501 | 100.0% |
| | ***66,100,000*** | ***(352,499)*** | ***65,747,501*** | ***55,364,972*** | ***84.2%*** | ***10,382,529*** | ***1,569,484*** | ***2.4%*** |
| **1 Michelle Obama School** | | | | | | | | |
| * Campus Replacement | 40,300,000 | - | 40,300,000 | 39,344,053 | 97.6% | 955,947 | 39,341,301 | 97.6% |
| | ***40,300,000*** | ***-*** | ***40,300,000*** | ***39,344,053*** | ***97.6%*** | ***955,947*** | ***39,341,301*** | ***97.6%*** |
| **1 Ohlone Elementary School** | | | | | | | | |
| Critical Needs | 800,000 | (176,115) | 623,885 | 623,885 | 100.0% | - | 623,885 | 100.0% |
| | ***800,000*** | ***(176,115)*** | ***623,885*** | ***623,885*** | ***100.0%*** | ***-*** | ***623,885*** | ***100.0%*** |
| **1 Olinda Elementary School** | | | | | | | | |
| Critical Needs | 1,000,000 | (206,753) | 793,247 | 793,247 | 100.0% | - | 793,247 | 100.0% |
| | ***1,000,000*** | ***(206,753)*** | ***793,247*** | ***793,247*** | ***100.0%*** | ***-*** | ***793,247*** | ***100.0%*** |
| **1 Riverside Elementary School** | | | | | | | | |
| * Critical Needs | 6,900,000 | - | 6,900,000 | 3,369,817 | 48.8% | 3,530,183 | 2,224,071 | 32.2% |
| | ***6,900,000*** | ***-*** | ***6,900,000*** | ***3,369,817*** | ***48.8%*** | ***3,530,183*** | ***2,224,071*** | ***32.2%*** |
| **1 Shannon Elementary School** | | | | | | | | |
| * Critical Needs | 7,100,000 | - | 7,100,000 | 400,138 | 5.6% | 6,699,862 | 38,519 | 0.5% |
| | ***7,100,000*** | ***-*** | ***7,100,000*** | ***400,138*** | ***5.6%*** | ***6,699,862*** | ***38,519*** | ***0.5%*** |
| **1 Stege Elementary School** | | | | | | | | |
| * Critical Needs | 2,900,000 | - | 2,900,000 | 35,900 | 1.2% | 2,864,100 | 35,900 | 1.2% |
| | ***2,900,000*** | ***-*** | ***2,900,000*** | ***35,900*** | ***1.2%*** | ***2,864,100*** | ***35,900*** | ***1.2%*** |
| **1 Valley View Elementary School** | | | | | | | | |
| Critical Needs | 1,000,000 | 91,447 | 1,091,447 | 1,091,447 | 100.0% | - | 1,091,447 | 100.0% |
| | ***1,000,000*** | ***91,447*** | ***1,091,447*** | ***1,091,447*** | ***100.0%*** | ***-*** | ***1,091,447*** | ***100.0%*** |
| **2 Betty Reid Soskin Middle School** | | | | | | | | |
| Critical Needs | 3,100,000 | 2,069,597 | 5,169,597 | 5,169,597 | 100.0% | - | 5,169,597 | 100.0% |
| | ***3,100,000*** | ***2,069,597*** | ***5,169,597*** | ***5,169,597*** | ***100.0%*** | ***-*** | ***5,169,597*** | ***100.0%*** |

# Consolidated Budget Status Report

**Budgets versus Commitments and Expenditures for multiple Projects**

**Budget vs. Commitments and Expenditures**

***2016 MASTER PLAN PROJECT***

*Fund 21 and Fund 35*

*Data as of 11/30/2021*

| | Budget | | | Commitments | | | Expenditures | |
|---|---|---|---|---|---|---|---|---|
| School/Project Name | Original Budget | Approved Budget Changes | Total Budget | Total Commitments | % Budget Commited | Remaining Against Budget | Total Expenditures | % Budget Spent |
| **3 Hercules High School** | | | | | | | | |
| * Critical Needs | 14,700,000 | - | 14,700,000 | 764,009 | 5.2% | 13,935,991 | 97,084 | 0.7% |
| | ***14,700,000*** | ***-*** | ***14,700,000*** | ***764,009*** | ***5.2%*** | ***13,935,991*** | ***97,084*** | ***0.7%*** |
| **3 Kennedy High School** | | | | | | | | |
| * Critical Needs | 12,200,000 | - | 12,200,000 | 337,840 | 2.8% | 11,862,160 | - | 0.0% |
| | ***12,200,000*** | ***-*** | ***12,200,000*** | ***337,840*** | ***2.8%*** | ***11,862,160*** | ***-*** | ***0.0%*** |
| **3 Richmond High School** | | | | | | | | |
| * Gym and Seismic Classroom | 15,100,000 | 5,900,000 | 21,000,000 | 20,245,886 | 96.4% | 754,114 | 19,914,186 | 94.8% |
| | ***15,100,000*** | ***5,900,000*** | ***21,000,000*** | ***20,245,886*** | ***96.4%*** | ***754,114*** | ***19,914,186*** | ***94.8%*** |
| **4 Central** | | | | | | | | |
| Program Coordination (Ed Specs & School Size) | 200,000 | - | 200,000 | 148,128 | 74.1% | 51,872 | 148,128 | 74.1% |
| | ***200,000*** | ***-*** | ***200,000*** | ***148,128*** | ***74.1%*** | ***51,872*** | ***148,128*** | ***74.1%*** |
| ***Totals*** | ***181,800,000*** | ***6,258,426*** | ***188,058,425*** | ***131,517,422*** | ***69.9%*** | ***56,541,004*** | ***74,644,007*** | ***39.7%*** |

Note 1: * Site Projects are under planning, construction or in closeout.
Note 2: 1 School Name - Elementary school site name
Note 3: 2 School Name - Middle school site name
Note 4: 3 School Name - High school site name
Note 5: 4 Central/Program Name
Note 6: BOE approved supplemental fund for Michelle Obama school: Fund 25 of $1.75M and Fund 01 MRAD of $0.85M on 6/26/19
Note 7: BOE approved supplemental fund for Richmond HS: Fund 40 of $1M on 11/06/19
Note 8: BOE approved supplemental fund for Michelle Obama school: Fund 25 of $2M on 06/24/20
Note 9: BOE approved supplemental fund for Richmond HS: Fund 40 of $0.6M on 09/09/20
Note 10: 2016 FMP budget for Hercules MS & Hercules HS is combined and reported under Hercules HS

# WEST CONTRA COSTA UNIFIED SCHOOL DISTRICT
## Bond Program Financial Status
## As of November 30, 2021

## Cash Projection to June-2023

| | | | | | Notes |
|---|---|---|---|---|---|
| **Adjusted Cash Balance** | | | | **231,141,062** | **1** |
| **Projected Revenues** | | | | | |
| Bond Sales 2020 Measure R | $ | 225,000,000 | | | **2** |
| Less: Cost of Issuance | $ | (510,000) | | | **2** |
| Interest Earning & Other Revenue | $ | 1,375,000 | $ | 225,865,000 | **2** |
| **Projected Available Funds** | | | **$** | **457,006,062** | |
| **Budget Balance** | | | | | |
| Board Approved Budget | | | $ | 1,765,061,243 | **3** |
| Less Expenses to Date | | | $ | (1,622,205,506) | **3** |
| **Current budget balance** | | | **$** | **142,855,737** | |
| **Projected Cash Balance June 2023** | | | **$** | **314,150,325** | |

*The Projected Cash Balance June 2023 is less $510,000 due to the Cost of Bond Issuance is included both Revenue and Board Approved Budget (Central Program Budget).

## State Facility Grants Pending State Approval

| | | | |
|---|---|---|---|
| Estimated after current planning period: | $ | 12,340,748 | **4** |

## Items Pending Board Approval

| | | |
|---|---|---|
| Bond Sale 2020 Measure R | $ | 275,000,000 |

# WEST CONTRA COSTA UNIFIED SCHOOL DISTRICT
## Bond Program Financial Status
## As of November 30, 2021

## Note 1 Adjusted Cash Balance

| Description | | Amount | Comments |
|---|---|---|---|
| Cash & Equivalents Building Fund 21 | $ | 231,217,045 | A |
| Cash & Equivalents County School Facilities Fund 35 | $ | - | B |
| Cash with Fiscal Agent (contract retentions) | $ | 68,125 | C 3rd-Party held Retention |
| Accounts Receivable | $ | - | |
| Accounts Payable | $ | - | D |
| Contract Retention | $ | (144,108) | C District held Retention |
| **Adjusted Cash Balance** | **$** | **231,141,062** | |

**Comments**

A. The cash balance is reflective of financial data from MUNIS.

B. California School Facilities Grants are deposited into the County School Facilities Fund 35 and subsequently transferred to the Building Fund 21.

C. This liability is deducted from the contractor's process payment and retained; it is deposited in a Third party escrow account or accumulated and held by the district. The amounts are reflective of financial data from MUNIS.

D. Accounts payable is reflective of financial data from MUNIS.

## Note 2 Projected Revenues

| Fiscal Year | Bond Sales 2020 Measure R | Less: Cost of Bond Issuance | Interest Earnings & Other Revenue | Total |
|---|---|---|---|---|
| FY2022 | | | $ 375,000 | $ 375,000 |
| FY2023 | $ 225,000,000 | $ (510,000) | $ 1,000,000 | $ 225,490,000 |
| **Grand Total** | **$ 225,000,000** | **$ (510,000)** | **$ 1,375,000** | **$ 225,865,000** |

# WEST CONTRA COSTA UNIFIED SCHOOL DISTRICT
## Bond Program Financial Status
## As of November 30, 2021

## Note 3 Budget Balance

| Description | Note |
|---|---|
| Board Approved Budget | This represents the current board approved budget amount and should agree with Report#2, Bond Program Spending by Site. |
| Expenses to Date | This is total expended amount from FY 1999-01 thru Current Fiscal Year Perid and should agree with Report#2, Bond Program Spending by Site. |

## Note 4 State Facility Grants

Upon release of funds by the California State Allocation Board the State Controller prepares the checks which are then mailed to the County Treasurer for deposit into the District's bank account Fund 35 (County School Facilities Fund) and subsequently are transferred to Fund 21, Building Fund.

| School | Funding | OPSC * Status | SAB** Approval[1] | SAB** Funded | Amount |
|---|---|---|---|---|---|
| Helms MS | Modernization | On Workload List | Est: 01/23-06/23 | Est: Jul-23 | $ 4,133,414 |
| B.R.Soskin MS | Modernization | On Workload List | Est: 07/23-12/23 | Est: Jul-23 | $ 3,482,164 |
| De Anza IT Academy | CTE | Approved | 4/28/2021 | 4/28/2022 | $ 462,307 |
| De Anza Health Academy | CTE | Approved | 4/28/2021 | 4/28/2022 | $ 1,223,970 |
| De Anza Law Academy | CTE | Approved | 4/28/2021 | 4/28/2022 | $ 1,348,434 |
| El Cerrito IT Academy | CTE | Approved | 4/28/2021 | 4/28/2022 | $ 1,037,417 |
| El Cerrito Media Academy | CTE | Approved | 4/28/2021 | 4/28/2022 | $ 653,042 |
| | | | | **Total** | **$ 12,340,748** |

***Office of Public School Construction - OPSC**

****State Allocation Board - SAB**

***[1] Last updated 05/11/2021***

# WEST CONTRA COSTA UNIFIED SCHOOL DISTRICT
## Bond Program Financial Status
## As of November 30, 2021

### Note 5: 2016 Facilities Master Plan Projects

The Board of Education received the Implementation Plan with the draft Master Plan on June 15, 2016 and approved them unanimously. The Board approved Implementation Plan - Model one, which includes the following projects with the project cost, including inflation:

| School | Project Type | FMP 2016 | Current Budget |
|---|---|---|---|
| Ed Specs & School Size | | $ 200,000 | $ 200,000 |
| Cameron School | Critical Needs | $ 1,300,000 | $ 1,300,000 |
| Chavez Elementary School | Critical Needs | $ 600,000 | $ 72,847 |
| Collin Elementary School | Critical Needs | $ 3,500,000 | $ 3,500,000 |
| B.R.Soskin Middle School | Critical Needs | $ 3,100,000 | $ 5,169,597 |
| Fairmont Elementary School | Critical Needs | $ 3,000,000 | $ 3,000,000 |
| Grant Elementary School | Critical Needs | $ 900,000 | $ 211,467 |
| Harmon Knolls | Critical Needs | $ 200,000 | $ 406,946 |
| Harmon Knolls | Soils Testing | $ 100,000 | $ 41,489 |
| Hercules Middle School*** | Critical Needs | $ 7,500,000 | $ 7,500,000 |
| Hercules High School*** | Critical Needs | $ 7,200,000 | $ 7,200,000 |
| Highland Elementary School | Critical Needs | $ 800,000 | $ 800,000 |
| Kennedy High School | Critical Needs | $ 12,200,000 | $ 12,200,000 |
| Lake Elementary School | Critical Needs | $ - | $ 147,501 |
| Lake Elementary School | RS Replacement | $ 66,100,000 | $ 65,600,000 |
| M Obama Elementary School* | RS Replacement | $ 40,300,000 | $ 40,300,000 |
| Ohlone Elementary School | Critical Needs | $ 800,000 | $ 623,885 |
| Olinda Elementary School | Critical Needs | $ 1,000,000 | $ 793,247 |
| Richmond High School** | Critical Needs | $ 15,100,000 | $ 21,000,000 |
| Riverside Elementary School | Critical Needs | $ 6,900,000 | $ 6,900,000 |
| Shannon Elementary School | Critical Needs | $ 7,100,000 | $ 7,100,000 |
| Stege Elementary School | Critical Needs | $ 2,900,000 | $ 2,900,000 |
| Valley View Elementary School | Critical Needs | $ 1,000,000 | $ 1,091,447 |
| **TOTAL IMPLEMENTATION PLAN MODEL 1** | | **$ 181,800,000** | **$ 188,058,425** |

** BOE approved supplemental fund for Obama ES: Fund 25 of $1.75M and Fund 01 MRAD of $0.85M on 06/26/19*

** BOE approved supplemental fund for Obama ES: Fund 25 of $2M on 06/24/20*

*** BOE approved supplemental fund for Richmond HS: Fund 40 of $1M on 11/06/19*

*** BOE approved supplemental fund for Richmond HS: Fund 40 of $0.6M on 09/09/20*

**** 2016 FMP scope and budget for Hercules MS & Hercules HS is for a singular project so the combind budget will be reported under Hercules HS on various financial reports*

Definition of ROM[1]

Five percent inflation has been applied from mid-2016 to the scheduled midpoint of construction, compounded yearly, to account for inflation. These "Rough Order of Magnitude" (R.O.M.) cost estimates, which are based on general cost per square foot, do not include market-based contract escalation (if any) above 5% annual inflation.

Additionally, the cost of temporary housing has been included where it was known to be required at the time of the Master Plan (e.g., at Lake Elementary). It has not been included where it was not anticipated prior to the release of the Master Plan (e.g., at M Obama Elementary).

Note that further Architectural and Engineering studies are required, including scoping and budgeting, for all Critical Needs.

*In June 2016 the Board approved $181,800,000 FMP since then the following budget revisions have been approved by the Board:

- Harmon Knolls $250,000 and Valley View $150,000 on 08/09/17; Grant <$688,533>, Harmon Knolls <$101,565>, Lake <$352,499>, Ohlone <$176,115>, & Valley View <$58,553> on 07/25/18; Richmond $3,900,000 on 11/14/18; Crespi $2,200,000 on 03/20/19; Chavez <$572,153> on 06/26/19; Richmond $2,000,000 on 11/06/19; Olinda <$206,753.35> on 02//26/20, Crespi <$130,402.83> on 12/16/20

# WEST CONTRA COSTA UNIFIED SCHOOL DISTRICT
## Financial Impact of Report 13 Analysis
### From October 2021 to November 2021

*Updated 12/4/2021*

| Items | Beginning Balance | Ending Balance | Variance | Notes |
|---|---|---|---|---|
| | | | | |
| **Adjusted Cash Balance** | **232,832,902** | **231,141,062** | **(1,691,840)** | **<$2,096,866.02> expended in November 2021<br>$13,020.90 QTR 1 LAIF Interest<br>$127,003.37 QTR 1 Pooled Earning<br>$265,001.60 Michelle Obama Kitchen Equipment Cost reimbursed from Fund 13 Cafeteria Fund** |
| **Projected Revenue** | | | | |
| Bond Sales 2020 Measure R | 225,000,000 | 225,000,000 | - | |
| Less: Cost of Issuance | (510,000) | (510,000) | - | |
| Interest Earning & Other Revenue | 1,845,000 | 1,375,000 | (470,000) | <$470,000.00> 1st QTR Other Revenue Revised |
| **Projected Revenue Total** | **226,335,000** | **225,865,000** | **(470,000)** | |
| | | | | |
| **Projected Available Funds** | **459,167,902** | **457,006,062** | **(2,161,840)** | **<$2,096,866.02> expended in November 2021<br>$13,020.90 QTR 1 LAIF Interest<br>$127,003.37 QTR 1 Pooled Earning<br>$265,001.60 Michelle Obama Kitchen Equipment Cost reimbursed from Fund 13 Cafeteria Fund<br><$470,000.00> 1st QTR Other Revenue Revised** |
| **Budget Balance** | | | | |
| Board Approved Budget | 1,765,061,243 | 1,765,061,243 | - | |
| Less Expenses to Date | (1,620,108,640) | (1,622,205,506) | (2,096,866) | <$2,096,866.02> expended in November 2021 |
| **Budget Balance Total** | **144,952,603** | **142,855,737** | **(2,096,866)** | |
| | | | | |
| **Projected Cash Balance June 2023** | **314,215,299** | **314,150,325** | **(64,974)** | **$13,020.90 QTR 1 LAIF Interest<br>$127,003.37 QTR 1 Pooled Earning<br>$265,001.60 Michelle Obama Kitchen Equipment Cost reimbursed from Fund 13 Cafeteria Fund<br><$470,000.00> 1st QTR Other Revenue Revised** |
| | | | | |
| **State Facility Grants** | | | | |
| Estimated during current planning period | - | - | - | |
| Estimated after current planning period | 12,340,748 | 12,340,748 | - | |
| | | | | |
| **Items Pending Board Approval** | - | - | - | |
| Bond Sale 2020 Measure R after June 2023 | 275,000,000 | 275,000,000 | - | |

# WEST CONTRA COSTA UNIFIED SCHOOL DISTRICT
## Bond Program Spending to Date by Site
## Data as of 11/30/2021

*Updated 12/4/2021*

| Site Name | Original Budget * | Board Approved Budget 04/14/21 | Expended FY 99-01 thru FY 20-21 | Expended FY 21-22 Nov | Expended Total thru 11/30/21 | Committed Balance as of 11/30/21 | Budget Balance as of 11/30/21 | Notes |
|---|---|---|---|---|---|---|---|---|
| BAYVIEW | 17,732,392 | 19,850,802 | 19,850,802 | | 19,850,802 | - | - | Footnote 1 |
| CHAVEZ | 1,339,784 | 1,058,234 | 1,058,234 | | 1,058,234 | - | - | Footnote 1 |
| COLLINS | 993,294 | 5,138,871 | 1,664,228 | 69,091 | 1,733,320 | 168,631 | 3,236,920 | Footnote 3 |
| CORONADO | 11,278,047 | 43,022,627 | 43,022,627 | | 43,022,627 | - | - | Footnote 1 |
| DOVER | 13,070,243 | 35,095,267 | 35,095,267 | | 35,095,267 | - | - | Footnote 1 |
| DOWNER | 28,819,079 | 33,415,902 | 33,415,902 | | 33,415,902 | - | - | Footnote 1 |
| ELLERHORST | 11,238,341 | 13,931,806 | 13,931,806 | | 13,931,806 | - | - | Footnote 1 |
| FAIRMONT | 10,971,356 | 6,864,259 | 6,542,941 | | 6,542,941 | - | 321,317 | Footnote 3 |
| FORD | 11,839,322 | 30,817,526 | 30,817,526 | | 30,817,526 | - | - | Footnote 1 |
| GRANT | 1,409,600 | 2,155,565 | 2,155,565 | | 2,155,565 | - | - | Footnote 1 |
| HANNA RANCH | 680,923 | 783,349 | 783,349 | | 783,349 | - | - | Footnote 1 |
| HARDING | 15,574,211 | 22,632,446 | 22,632,446 | | 22,632,446 | - | - | Footnote 1 |
| HARMON KNOLLS | - | 448,435 | 448,435 | | 448,435 | - | - | Footnote 1 |
| HIGHLAND | 13,504,714 | 2,679,839 | 1,932,714 | | 1,932,714 | - | 747,125 | Footnote 3 |
| KENSINGTON | 16,397,920 | 19,343,892 | 19,343,892 | | 19,343,892 | - | - | Footnote 1 |
| KING | 16,688,732 | 25,342,166 | 25,342,166 | | 25,342,166 | - | - | Footnote 1 |
| LAKE | 822,657 | 67,247,823 | 1,839,312 | 1,230,494 | 3,069,806 | 53,795,488 | 10,382,529 | Footnote 3 |
| LINCOLN | 15,225,821 | 17,676,561 | 17,676,561 | | 17,676,561 | - | - | Footnote 1 |
| LUPINE HILLS | 16,111,242 | 15,395,678 | 15,395,678 | | 15,395,678 | - | - | Footnote 1 |
| MADERA | 11,088,764 | 12,233,801 | 12,233,801 | | 12,233,801 | - | - | Footnote 1 |
| MICHELLE OBAMA** | 13,673,885 | 44,129,324 | 43,128,632 | 41,994 | 43,170,625 | 2,752 | 955,947 | Footnote 3 |
| MIRA VISTA | 13,928,364 | 16,651,130 | 16,651,130 | | 16,651,130 | - | - | Footnote 1 |
| MONTALVIN | 15,904,716 | 16,791,028 | 16,791,028 | | 16,791,028 | - | - | Footnote 1 |
| MURPHY | 13,554,495 | 15,619,655 | 15,619,655 | | 15,619,655 | - | - | Footnote 1 |
| NYSTROM | 20,999,690 | 47,800,813 | 47,800,813 | | 47,800,813 | - | - | Footnote 1 |
| OHLONE | 14,174,928 | 34,492,752 | 34,492,752 | | 34,492,752 | - | - | Footnote 1 |
| OLINDA | 1,170,596 | 2,080,188 | 2,080,188 | | 2,080,188 | - | - | Footnote 1 |
| PERES | 19,752,789 | 21,424,293 | 21,424,293 | | 21,424,293 | - | - | Footnote 1 |
| RIVERSIDE | 13,439,831 | 21,511,005 | 15,275,637 | 1,559,438 | 16,835,076 | 1,145,747 | 3,530,183 | Footnote 3 |
| SHANNON | 1,157,736 | 8,655,163 | 1,588,120 | 5,561 | 1,593,682 | 361,619 | 6,699,862 | Footnote 3 |
| SHELDON | 14,968,745 | 15,102,837 | 15,102,837 | | 15,102,837 | - | - | Footnote 1 |
| STEGE | 13,000,749 | 6,345,886 | 3,481,786 | | 3,481,786 | - | 2,864,100 | Footnote 3 |
| STEWART | 12,710,427 | 16,737,037 | 16,737,037 | | 16,737,037 | - | - | Footnote 1 |
| TARA HILLS | 14,160,935 | 14,975,067 | 14,975,067 | | 14,975,067 | - | - | Footnote 1 |
| VALLEY VIEW | 11,117,405 | 10,222,362 | 10,222,362 | | 10,222,362 | - | - | Footnote 1 |
| VERDE | 15,709,690 | 16,065,870 | 16,065,870 | | 16,065,870 | - | - | Footnote 1 |
| WASHINGTON | 14,051,720 | 15,322,847 | 15,322,847 | | 15,322,847 | - | - | Footnote 1 |
| **Elementary Total** | **438,263,142** | **699,062,105** | **611,943,307** | **2,906,579** | **614,849,886** | **55,474,237** | **28,737,983** | |
| B R SOSKIN MS*** | 1,205,711 | 6,415,493 | 6,415,493 | | 6,415,493 | - | - | Footnote 1 |
| DEJEAN MS | 64,929 | 381,209 | 381,209 | | 381,209 | - | - | Footnote 1 |
| HELMS MS | 61,287,986 | 83,432,888 | 83,432,888 | | 83,432,888 | - | - | Footnote 1 |
| HERCULES MS | 602,982 | 699,000 | 699,000 | | 699,000 | - | - | Footnote 1 |
| KOREMATSU MS | 37,937,901 | 73,382,179 | 72,661,554 | 72,455 | 72,734,009 | 265,130 | 383,040 | Footnote 2 |
| PINOLE MS | 38,828,979 | 56,689,430 | 56,689,430 | | 56,689,430 | - | - | Footnote 1 |
| **Middle Sch Total** | **139,928,488** | **221,000,199** | **220,279,574** | **72,455** | **220,352,030** | **265,130** | **383,040** | |

# WEST CONTRA COSTA UNIFIED SCHOOL DISTRICT
## Bond Program Spending to Date by Site
## Data as of 11/30/2021

*Updated 12/4/2021*

| Site Name | Original Budget * | Board Approved Budget 04/14/21 | Expended FY 99-01 thru FY 20-21 | Expended FY 21-22 Nov | Expended Total thru 11/30/21 | Committed Balance as of 11/30/21 | Budget Balance as of 11/30/21 | Notes |
|---|---|---|---|---|---|---|---|---|
| DE ANZA HS | **105,389,888** | **132,236,248** | 132,236,248 | | **132,236,248** | **-** | **-** | Footnote 1 |
| EL CERRITO HS | **93,605,815** | **146,850,105** | 146,850,105 | | **146,850,105** | **-** | **-** | Footnote 1 |
| GREENWOOD | **35,315,772** | **79,583,607** | 79,583,607 | | **79,583,607** | **-** | **-** | Footnote 1 |
| HERCULES HS | **12,603,343** | **17,995,019** | 3,335,857 | 56,247 | **3,392,103** | **666,925** | **13,935,991** | Footnote 3 |
| KENNEDY HS | **89,903,130** | **46,054,981** | 33,854,981 | | **33,854,981** | **337,840** | **11,862,160** | Footnote 3 |
| PINOLE VALLEY HS | **124,040,286** | **216,549,580** | 196,621,570 | 566,398 | **197,187,969** | **15,441,781** | **3,919,830** | Footnote 2 |
| RICHMOND HS | **94,720,910** | **42,622,087** | 41,101,626 | 434,647 | **41,536,273** | **331,700** | **754,114** | Footnote 3 |
| VISTA HS | **3,566,208** | **7,236,543** | 7,236,543 | | **7,236,543** | **-** | **-** | Footnote 1 |
| **High Sch Total** | **559,145,352** | **689,128,170** | **640,820,537** | **1,057,292** | **641,877,829** | **16,778,246** | **30,472,095** | |
| ADAMS MS | **703,660** | **691,211** | 691,211 | | **691,211** | **-** | **-** | Footnote 1 |
| CAMERON | **284,012** | **1,422,195** | 131,755 | 28,843 | **160,598** | **62,713** | **1,198,884** | Footnote 3 |
| CASTRO | **11,901,504** | **620,944** | 620,944 | | **620,944** | **-** | **-** | Footnote 1 |
| DELTA NSS | **152,564** | **152,226** | 152,226 | | **152,226** | **-** | **-** | Footnote 1 |
| EL SOBRANTE | **187,343** | **536,231** | 536,231 | | **536,231** | **-** | **-** | Footnote 1 |
| HARBOUR WAY | **121,639** | **121,944** | 121,944 | | **121,944** | **-** | **-** | Footnote 1 |
| KAPPA NSS | **109,809** | **109,831** | 109,831 | | **109,831** | **-** | **-** | Footnote 1 |
| NORTH CAMPUS | **169,849** | **205,450** | 205,450 | | **205,450** | **-** | **-** | Footnote 1 |
| OMEGA NSS | **117,742** | **118,313** | 118,313 | | **118,313** | **-** | **-** | Footnote 1 |
| SEAVIEW | **178,534** | **499,116** | 499,116 | | **499,116** | **-** | **-** | Footnote 1 |
| SIGMA NSS | **110,728** | **110,949** | 110,949 | | **110,949** | **-** | **-** | Footnote 1 |
| TLC | **118,020** | **116,673** | 116,673 | | **116,673** | **-** | **-** | Footnote 1 |
| WEST HERCULES | **-** | **56,847** | 56,847 | | **56,847** | **-** | **-** | Footnote 1 |
| **Closed/Program Total** | **14,155,404** | **4,761,930** | **3,471,490** | **28,843** | **3,500,333** | **62,713** | **1,198,884** | |
| CENTRAL | **67,713,312** | **111,331,634** | 101,370,169 | 1,211,437 | **102,581,606** | **1,814,258** | **6,935,770** | Budget thru 22-23 |
| RCP CHARTER | **8,148,550** | **4,415,204** | 4,415,204 | | **4,415,204** | **-** | **-** | Footnote 1 |
| TECHNOLOGY | **35,000,000** | **35,362,000** | 34,628,618 | | **34,628,618** | **-** | **733,382** | Footnote 2 |
| **Admin/Other Total** | **110,861,862** | **151,108,838** | **140,413,992** | **1,211,437** | **141,625,428** | **1,814,258** | **7,669,152** | |
| **GRAND TOTAL** | **1,262,354,248** | **1,765,061,243** | **1,616,928,900** | **5,276,606** | **1,622,205,506** | **74,394,584** | **68,461,153** | |

** Original Budget provided is based on Report#2 dated April 30, 2018, and has not been reconciled.*

*** Board approved renaming of Wilson Elementary school to Michelle Obama School on 02/12/20.*

**** Board approved renaming of Crespi Middle school to Betty Reid Soskin on 06/23/21.*

Footnote 1: Site projects are completed.

Footnote 2: Site Legacy projects are under planning, construction or in closeout.

Footnote 3: Site Legacy projects are completed and 2016 Facilities Master Plan Projects are under planning, construction or in closeout.

Note:. Measure 1998E is not covered under Proposition 39 regulations for school bonds, and is not ordinarily reported in the Bond Program expenditure reports.

The following report shows Measure 1998E projects by site with state funded DeJean middle school project.

| Measure 1998E Project | Budget | Expended | |
|---|---|---|---|
| DeJean Middle School | 36,836,215 | 36,836,215 | - |
| *1998E Project* | *23,994,285* | *23,994,285* | - |
| *State Fund Project* | *12,841,930* | *12,841,930* | - |
| Pinole Valley High School | 190,571 | 190,571 | - |
| Central Program Coordination | 16,276,518 | 16,276,518 | - |
| **Total** | **53,303,304** | **53,303,304** | **-** |

# A/P Check List

November, 2021
Fund 21

*Updated 12/4/2021*

| Vendor Name | Check No. | Check Date | Short Account | Invoice Number | Invoice Date | Amount | Invoice Description |
|---|---|---|---|---|---|---|---|
| **Site 000 - UNDISTRIBUTED** | | | | | | **32,125.11** | |
| CWS CONSTRUCTION GROUP | 208267 | 11/23/21 | 21-9748-9135-000 | 1000003314-1TRUST | 10/29/21 | 32,125.11 | 1000003314 SEPTEMBER 2021 RETAINAGE |
| **Site 108 - CAMERON** | | | | | | **13,579.07** | |
| WOLF/LANG/CHRISTOPHER ARCHITEC | 208442 | 11/23/21 | 21-9745-6190-108 | 0021007007 | 11/01/21 | 5,500.00 | CAMERON SCHOOL CNP ARCHITECT SVCS SEPT 2021 |
| WOLF/LANG/CHRISTOPHER ARCHITEC | 208442 | 11/23/21 | 21-9745-6201-108 | 0021007007 | 11/01/21 | 7,985.25 | CAMERON SCHOOL CNP ARCHITECT SVCS SEPT 2021 |
| WOLF/LANG/CHRISTOPHER ARCHITEC | 208442 | 11/23/21 | 21-9745-6201-108 | 0021007008 | 11/01/21 | 93.82 | CAMERON SCHOOL CNP ARCHITECT SVCS OCT 2021 |
| **Site 110 - COLLINS** | | | | | | **35,498.75** | |
| WOLF/LANG/CHRISTOPHER ARCHITEC | 208442 | 11/23/21 | 21-9745-6190-110 | 0021008007 | 11/01/21 | 14,000.00 | COLLINS ES CNP ARCHITECT SERVICES SEPT 2021 |
| WOLF/LANG/CHRISTOPHER ARCHITEC | 208442 | 11/23/21 | 21-9745-6201-110 | 0021008007 | 11/01/21 | 21,498.75 | COLLINS ES CNP ARCHITECT SERVICES SEPT 2021 |
| **Site 134 - LAKE** | | | | | | **824,008.50** | |
| ALTEN CONSTRUCTION INC | 208220 | 11/23/21 | 21-9745-6201-134 | 1000003734-02 | 11/09/21 | 482,208.50 | LAKE ES CAMPUS REPLACEMENT PROJ OCTOBER 2021 |
| CALIFORNIA GEOLOGICAL SURVEY | 208247 | 11/23/21 | 21-9745-6205-134 | 11102021 | 11/10/21 | 3,600.00 | LAKE ES CALIFORNIA GEOLOGICAL SURVEY APPLICATION |
| DIVISION OF STATE ARCHITECT | 208273 | 11/23/21 | 21-9745-6205-134 | 61697-350 | 11/10/21 | 338,200.00 | LAKE ES DSA PLAN/FIELD REVIEW PTN#61697-350 |
| **Site 150 - RIVERSIDE** | | | | | | **209,193.68** | |
| 4LEAF, INC | 207682 | 11/02/21 | 21-9745-6214-150 | J3943C | 10/15/21 | 21,390.00 | RIVERSIDE ES DSA INSPECTOR SEPTEMBER 2021 |
| C OVERAA & CO | 208100 | 11/16/21 | 21-9745-6170-150 | 1000003589-6A | 10/12/21 | 187,803.68 | RIVERSIDE ES CNP SOIL STABILIZ SEPTEMBER 2021 |
| **Site 362 - PINOLE VALLEY HIGH** | | | | | | **611,549.05** | |
| CWS CONSTRUCTION GROUP | 207906 | 11/09/21 | 21-9748-6170-362 | 1000003314-1 | 10/29/21 | 610,377.05 | PVHS FIELDS, FIELD HOUSE & BLEACHERS SEPT 2021 |
| STATE WATER RESOURCES CONTROL | 208417 | 11/23/21 | 21-9745-6190-362 | 541310 | 09/15/21 | 1,172.00 | PVHS PERMIT REGISTRATION APP #541310 |
| **Site 364 - RICHMOND HIGH** | | | | | | **10,635.36** | |
| SAMSON EQUIPMENT | 208390 | 11/23/21 | 21-9748-4300-364 | 1141 | 11/11/21 | 6,175.36 | RHS WEIGHT ROOM EQUIPMENT 11/11/21 |
| UNDERWOOD & ROSENBLUM INC. | 208637 | 11/30/21 | 21-9745-6190-364 | 1220-1582 | 10/31/21 | 4,460.00 | RICHMOND HS -FULL SITE TOPOGRAPHIC |
| **Site 376 - HERCULES SR HIGH** | | | | | | **19,827.50** | |
| DSK LLP | 207743 | 11/02/21 | 21-9745-6201-376 | 004-2374 | 10/21/21 | 19,827.50 | HERCULES M/H SCHOOL CNP ARCHIT SEPTEMBER 2021 |
| **Site 615 - OPERATIONAL SUPPT SRVS CE** | | | | | | **263,258.09** | |
| AA OFFICE EQUIPMENT CO INC | 208215 | 11/23/21 | 21-9748-5640-615 | AR76668 | 10/31/21 | 110.24 | FOC COLOR COPIER-SVC MAINT 9/25/21-10/24/21 |
| BPXPRESS REPROGRAPHICS | 208244 | 11/23/21 | 21-9748-6207-615 | RICH-12471 | 11/10/21 | 556.32 | PVHS FIELD HOUSE & BLEACHERS |
| BPXPRESS REPROGRAPHICS | 208571 | 11/30/21 | 21-9748-6207-615 | RICH-12580 | 11/12/21 | 162.76 | PVHS FILEDS FILED HOUSE & BLEACHERS |
| BPXPRESS REPROGRAPHICS | 208571 | 11/30/21 | 21-9748-6207-615 | RICH-12588 | 11/12/21 | 171.21 | RHS LAYOUT BOARDS |
| EDUARDO DONOSO | 207914 | 11/09/21 | 21-9748-5210-615 | 09/09/21-10/19/21 | 10/29/21 | 5.38 | #EC2 MILEAGE REIMBURSMENT 9/9/21-10/19/21 |
| KBA DOCUMENT SOLUTIONS, LLC | 207968 | 11/09/21 | 21-9748-4300-615 | 55Y1222508 | 10/26/21 | 47.13 | SVC & TONER DESKTOP PRINTERS 10/22/21 |
| KBA DOCUMENT SOLUTIONS, LLC | 208152 | 11/16/21 | 21-9748-4300-615 | 55Y1225087 | 11/04/21 | 23.56 | SVC & TONER DESKTOP PRINTERS 10/29/21 |
| KBA DOCUMENT SOLUTIONS, LLC | 208152 | 11/16/21 | 21-9748-4300-615 | 55Y1225097 | 11/04/21 | 17.11 | SVC & TONER DESKTOP PRINTERS 11/3/21 |
| ORBACH HUFF & HENDERSON LLP | 208361 | 11/23/21 | 21-9790-5895-615 | 95243 | 11/16/21 | 3,247.38 | BOND LEGAL FUND 21 |
| RGM KRAMER INC | 208027 | 11/09/21 | 21-9745-6202-615 | 7008 REV | 10/27/21 | 9,450.00 | FOC PROJECT AND CONSTRUCTION MGMT JULY 2021 |
| RGM KRAMER INC | 208027 | 11/09/21 | 21-9745-6202-615 | 7020 | 10/27/21 | 11,475.00 | FOC PROJECT AND CONSTRUCTION MGMT AUG 2021 |
| RGM KRAMER INC | 208027 | 11/09/21 | 21-9745-6202-615 | 7218 | 10/27/21 | 6,277.50 | FOC PROJECT AND CONSTRUCTION MGMT SEPT 2021 |
| RGM KRAMER INC | 208027 | 11/09/21 | 21-9745-6217-615 | 7008 REV | 10/27/21 | 24,800.50 | FOC PROJECT AND CONSTRUCTION MGMT JULY 2021 |
| RGM KRAMER INC | 208027 | 11/09/21 | 21-9745-6217-615 | 7020 | 10/27/21 | 57,964.00 | FOC PROJECT AND CONSTRUCTION MGMT AUG 2021 |
| RGM KRAMER INC | 208027 | 11/09/21 | 21-9745-6217-615 | 7218 | 10/27/21 | 61,617.00 | FOC PROJECT AND CONSTRUCTION MGMT SEPT 2021 |
| SWINERTON MANAGEMENT & CONSUL | 208060 | 11/09/21 | 21-9745-6202-615 | 18100022-028 | 11/05/21 | 17,089.50 | FOC - STAFF AUGMENTATION AUG 2021 |
| SWINERTON MANAGEMENT & CONSUL | 208060 | 11/09/21 | 21-9745-6202-615 | 18100022-029 | 11/05/21 | 13,332.00 | FOC - STAFF AUGMENTATION SEPT 2021 |
| SWINERTON MANAGEMENT & CONSUL | 208060 | 11/09/21 | 21-9745-6217-615 | 18100022-028 | 11/05/21 | 22,308.00 | FOC - STAFF AUGMENTATION AUG 2021 |
| SWINERTON MANAGEMENT & CONSUL | 208060 | 11/09/21 | 21-9745-6217-615 | 18100022-029 | 11/05/21 | 16,872.00 | FOC - STAFF AUGMENTATION SEPT 2021 |
| SWINERTON MANAGEMENT & CONSUL | 208060 | 11/09/21 | 21-9748-6203-615 | 18100022-028 | 11/05/21 | 3,848.00 | FOC - STAFF AUGMENTATION AUG 2021 |
| SWINERTON MANAGEMENT & CONSUL | 208060 | 11/09/21 | 21-9748-6203-615 | 18100022-029 | 11/05/21 | 3,256.00 | FOC - STAFF AUGMENTATION SEPT 2021 |
| WEI JUN WANG | 208079 | 11/09/21 | 21-9745-6202-615 | 0015 | 11/01/21 | 10,627.50 | DISTRICT WIDE FACILITIES MGMT OCT 2021 |
| **Grand Total** | | | | | | **2,019,675.11** | |

# A/P Check List

November, 2021
Fund 21

*Updated 12/4/2021*

| Vendor Name | Check No. | Check Date | Short Account | Invoice Number | Invoice Date | Amount | Invoice Description |
|---|---|---|---|---|---|---|---|

| | |
|---|---|
| **AP CHECKS TOTAL** | **2,019,675.11** |
| Non expense account - RETENTION TO VENDOR'S ESCROW ACCOUNT | (32,125.11) |
| unpaid RETENTION WITHHELD AMOUNT | 42,009.51 |
| Nov.2021 PAYROLL | 108,292.42 |
| MANUAL JOURNAL ENTRY | (40,985.91) |
| **TOTAL EXPENSE AMOUNT** | **2,096,866.02** |

-

Object 9570 - Retention withheld amount:

| Vendor Name | Check No. | Check Date | Short Account | Invoice Number | Invoice Date | Amount | Invoice Description |
|---|---|---|---|---|---|---|---|
| C OVERAA & CO | 208100 | 11/16/21 | 21-9745-6170-150 | 1000003589-6A | 10/12/21 | 9,884.40 | RIVERSIDE ES CNP SOIL STABILIZ SEPTEMBER 2021 |
| CWS CONSTRUCTION GROUP | 207906 | 11/09/21 | 21-9748-6170-362 | 1000003314-1 | 10/29/21 | 32,125.11 | PVHS FIELDS, FIELD HOUSE & BLEACHERS SEPT 2021 |
| **Grand Total** | | | | | | **42,009.51** | |

Payroll

| Project# | Check No. | Check Date | Short Account | Invoice Number | Invoice Date | Amount | Notes |
|---|---|---|---|---|---|---|---|
| 66901396-01 | | 11/30/21 | | | | 89,374.80 | Facility Program Staff November Pay |
| 67001396-01 | | 11/30/21 | | | | 18,917.62 | Assoc Supt Operation Staff November Pay |
| **Grand Total** | | | | | | **108,292.42** | |

Manual Journal

| Vendor Name | Check No. | Check Date | Short Account | Invoice Number | Invoice Date | Amount | Notes |
|---|---|---|---|---|---|---|---|
| October 2021 Facility Staff Salary Adjustment thru Timesheet | | | | | | (32,642.34) | See 3rd page for detail |
| October 2021 Assoc Supt Operat Staff Salary Adjustment thru Timesheet | | | | | | (8,343.57) | See 3rd page for detail |
| **Grand Total** | | | | | | **(40,985.91)** | |

## October 2021 Payroll Data (Salary + Benefits)

| Facility Program Staff | Regular Payroll | Adjustment | Adjusted Amount |
|---|---|---|---|
| DIRECTOR FAC/PLANNING | $ 12,934.86 | $ 1,293.19 | $ 14,228.05 |
| BOND REGIONAL FACILT | $ 14,906.73 | $ (4,919.22) | $ 9,987.51 |
| BOND REGIONAL FACILT | $ 2,378.74 | $ (2,378.74) | $ - |
| DIRECTOR OF CONTRACT | $ 14,919.39 | $ (1,417.84) | $ 13,501.55 |
| ADMIN SVCS MANAGER | $ 6,232.86 | $ (6,232.86) | $ - |
| ADMIN SVCS MANAGER | $ 6,098.54 | $ (5,122.78) | $ 975.76 |
| ADMINISTRATIVE TECH | $ 3,267.82 | $ (1,095.01) | $ 2,172.81 |
| COORDINATOR-FISCAL | $ 11,814.57 | $ (6,301.06) | $ 5,513.51 |
| ACCOUNTING TECH | $ - | $ 1,061.42 | $ 1,061.42 |
| ACCOUNTING TECH | $ 5,856.81 | $ (624.74) | $ 5,232.07 |
| SR BUDGET CLERK | $ 6,904.70 | $ (6,904.70) | $ - |
| | | | $ - |
| **Facility Program Staff Total** | **$ 85,315.02** | **$ (32,642.34)** | **$ 52,672.68** |

| Assoc Supt Operations Staff | | | |
|---|---|---|---|
| ASSO SUPT-FAC MAI BO | $ 16,113.36 | $ (6,445.34) | $ 9,668.02 |
| SR ADMIN SECRETARY | $ 2,791.51 | $ (1,898.23) | $ 893.28 |
| **Assoc Supt Operations Staff Total** | **$ 18,904.87** | **$ (8,343.57)** | **$ 10,561.30** |
| **Total Payroll** | **$ 104,219.89** | **$ (40,985.91)** | **$ 63,233.98** |

December 6, 2021

| NAME of REQUESTER | DATE OPERATIONS OFFICE RVCD. | SUBJECT | FORWARDED FOR RESPONSE TO: | RESPONSE | RESP. DATE |
|---|---|---|---|---|---|
| 145)Anton Jungherr | 9/18/2020 | Nixon Peabody 8-19-16 ltr. Copies of 303 Task Order, all relating to Recent & Ongoing Projects. | 9-18-20 to T. Wold | 9-24-20 T. Wold sent letter of response to A. Jungherr | 9/24/2020 |
| 146)Anton Jungherr | 9/18/2020 | Nixon Peabody 8-19-16 ltr. Copies of 184 Task Orders relating to the Past & Completed Projects. | 9-18-20 to T. Wold | 9-24-20 T. Wold sent letter of response to A. Jungherr | 9/24/2020 |
| 147)Anton Jungherr | 10/1/2020 | From the Implementation of Recommendations report: number of In Process recommendatons-number of Implemented & Ready for Review recommendations-copies of all Internal Auditor reviews of the 60 implemented and ready to review as of 9-30-20. | 10-13-20 to M. Romo | 5-26-21 Mr. Jungherr withdrew his request. | 5/26/2021 |
| 148)Anton Jungherr | 10/26/2020 | Funding source for FY2020 Christy White, Inc., FY2020 Eide Bailly, LLP FY2020 Performance, Moss Adams, LLP Phase 2 Forensic, Eide Bailly Forensic Review. | 11-3-20 to T. Wold & M Romo | 11-17-20 sent response to A. Jungherr & D. Gosney | 11/17/2020 |
| 149)Anton Jungherr | 10/26/2020 | Provide worksheet used to calculate July 2020 reg. payroll and time sheets and worksheet used to calculate the July payroll adjustment. | 10-27-20 to M. Payne | 12-15-20 sent response to A. Jungherr & D. Gosney | 12/15/2020 |
| 150)Anton Jungherr | 10/26/2020 | Provide detail for the Sept. 2020 Fund 21 Bond Funds payroll of $97,601.13 in the format provided for Aug. 2020. | 10-27-20 to M. Payne | Response sent to A. Jungherr and D. Gosney 12-10-20 | 12/10/2020 |

December 6, 2021

| NAME of REQUESTER | DATE OPERATIONS OFFICE RVCD. | SUBJECT | FORWARDED FOR RESPONSE TO: | RESPONSE | RESP. DATE |
|---|---|---|---|---|---|
| 151)Anton Jungherr | 10/26/2020 | Detail of Lead Auditor July 2020 credit of $991.48 and confirm that no payroll for the Lead Internal auditor was charged to the Fund 21 Bond Fund in July 2020. Confirm that there was no payroll for the Lead Internal reported in Aug. 2020. Will the Lead Auditor's payroll be charged to the Fund 21 Bond Funs when she reviews the implementation of forensic/audit recommendations? | 10-27-20 to M. Payne | Document sent to A. Jungherr and D. Gosney 12-10-20 | 12/10/2020 |
| 152)Anton Jungherr | 11/9/2020 | Mr. Jungherr inquired whethere the district followed appropriate procedures for hiring Eide Bailly. | 11-9-20 M. Romo | 12-14-20 answers were emailed to A. Jungherr and D. Gosney. 12-15-20 additional document sent. | 12/14/2020 & 12-15-20 |
| 153)Don Gosney | 3/5/2021 | Copies of Orbach's invoices for 12-15-20 and 12-22-20 | M. Payne | 3-22-21 sent to D. Gosney by M. Payne | 3/22/2021 |
| 154)Lorraine Humes | 8/8/2021 | Questions & verifications needed for Annual Report | 8-9-21 M. Romo & M. Payne | 9-3-21 emailed L. Humes the response | 9/3/2021 |
| 155)Sallie DeWitt | 8/26/2021 | Update of the FAI Recommendation table and overall status of the FAI implememtation. | 8-27-21 M. Payne | 9-6-21 emailed S. DeWitte the response. | 9/6/2021 |
| 156)Lorraine Humes | 10/20/2021 | Asked if there are any government standards stating how long a company can audit the same program. | 10-21-21 forwarded to Nidia Carrera for response. | 10-26-21 N. Carrera responded to Ms. Humes. | 10/26/2021 |
| 157)Lorraine Humes | 10/28/2021 | How wil the 27 recommendations from Moss Adams be verified? | 10-28-21 M. Payne | 11-15-21 M. Payne responded to L. Humes | 11/15/2021 |

December 6, 2021

| NAME of REQUESTER | DATE OPERATIONS OFFICE RVCD. | SUBJECT | FORWARDED FOR RESPONSE TO: | RESPONSE | RESP. DATE |
|---|---|---|---|---|---|
| 158)Lorraine Humes | 10/28/2021 | How can the CBOC review the verification of recommendations using the PMP? | 10-28-21 M. Payne | 11-15-21 M. Payne responded to L. Humes | 11/15/2021 |

INSERT STAFF REPORTS

# Annual Report 2020 Distribution List

We have always given our annual reports to the Board of Education members and posted it on our website for the public. As you know, Ed Code 15280, states that we have to post our reports on our website and make a report of our findings at least once a year.

Since we do not post the annual reports to our website at the same time each year, the public does not know when to expect the reports to be issued. Therefore I suggest that we make copies of the report's Executive Summary and Table of Contents with a link to our full report to our stakeholders.

**The following is a suggested list of stakeholders:**

City councils of Hercules, Pinole, San Pablo, Richmond, and El Cerrito

County Supervisors for Districts 1-5 (the city of El Sobrante has no city council)

County Supervisors for District 5 (Hercules) and District 1 (all other city councils and El Sobrante)

California State Representatives, who represent West Contra Costa County

California Department of General Services (DGS)/ Office of Public School Construction (OPSC)

WCCUSD PTA Presidents

Press release to East Bay Times and Ed Source

Hard copies with requests for making them available to the public to public libraries and school board meetings

# RESOLUTION 21-3

## Change CBOC Annual Report Reporting Period

## to Align with

## WCCUSD Fiscal Year Reporting Period

**Whereas:** The WCCUSD fiscal year is from July 1st of one year to June 30th of the following year.

**Whereas:** Since the 2015 Annual Report of the CBOC, the CBOC's reporting period has been from January 1st to December 31st of the same year.

**Whereas:** The WCCUSD bases it's yearend financial reports on its fiscal year and has to adjust them for our report's year-end date.

**Whereas:** We can see no advantage in having a reporting period based on a calendar year rather than a fiscal year.

**Resolved:** that the CBOC:

1. changes the CBOC Annual Report reporting period to match the WCCUSD fiscal year reporting period.
2. brings its reporting periods in alignment, by having the CBOC 2021 Annual Report cover the period of January 1, 2021 to June 30, 2021.
3. not include in its 2021 Annual Report the financial and performance audits ending June 30, 2020.

# 2022 CBOC Meeting Dates

## All meetings at 6pm

**January 10**

**February 14**

**March 14**

**April 11**

**May 9**

**June 13**

**July 11**

**August 8**

**September 12**

**October 10**

**November `14**

**December 12**