



2025-26 D2  
SCHOOL QUALITY SURVEY  
Parent District-Wide Results Report

## Table of Contents

Executive Summary .....	2
Domain 1: Academic Support .....	5
Domain 2: School Equity.....	6
Domain 3: Family Involvement .....	7
Domain 4: School Leadership .....	8
Domain 5: School Maintenance .....	9
Domain 6: Safety & Behavior .....	10
Domain 7: Student Support .....	11
Domain 8: District Core Beliefs.....	12
Domain 9: School & District Communication .....	13
Domain 10: Artificial Intelligence (AI).....	14
D2 Promise .....	15

## Executive Summary

The Parent Survey measured School Quality in ten domains:

- Academic Support - The ways in which the school supports students' academic achievement and growth.
- School Equity - The ways in which the school promotes equity among students and staff.
- Family Involvement - The ways in which the school involves families in students' school life and education.
- School Leadership - The ways in which school leadership supports student success.
- School Maintenance - General upkeep and overall appearance of the school.
- Safety & Behavior - The ways in which the school promotes safety and discipline.
- Student Support - The ways in which the school supports the "whole child" (i.e., students' mental, social, and emotional health).
- District Core Beliefs - Perception of the district's adherence to its core beliefs.
- School & District Communication - Perceptions of the district's openness to share information and use of various avenues for communication from and with the district.
- Artificial Intelligence (AI) - Perceptions of AI, including its role in student learning, parents' confidence in supporting their child's use of AI, and awareness of safe and responsible AI practices.

Survey items were scored on a four-point Likert scale, ranging from 1 (Strongly Disagree) to 4 (Strongly Agree). Percentage of "Agree/Strongly Agree" responses were calculated for each domain to produce a star rating. Each domain was rated in this way to produce the summary table(s) below.

### Scoring Guide for Survey Ratings

Score (%)	Star Rating	Interpretation
81-100	☆☆☆☆☆	Perceived Area of Strength
61-80	☆☆☆☆	Positively Perceived Area
41-60	☆☆☆	Moderate Perception
21-40	☆☆	Potential Area of Concern
20 or less	☆	Perceived Area of Concern

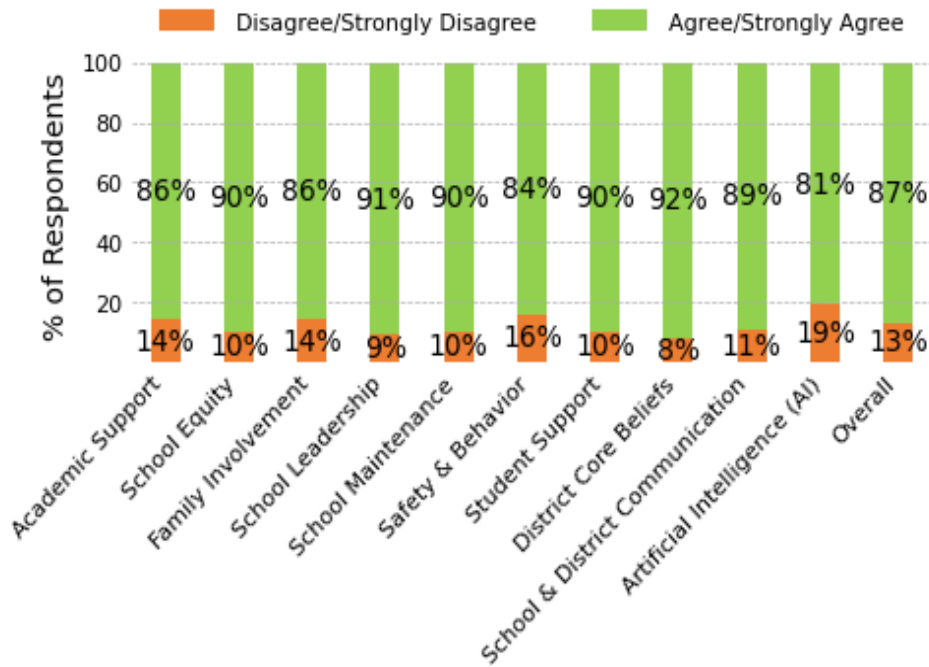
### School Quality Survey Domain Ratings

Domain	Score (%)	Star Rating
Academic Support	86	☆☆☆☆☆
School Equity	90	☆☆☆☆☆
Family Involvement	86	☆☆☆☆☆
School Leadership	91	☆☆☆☆☆
School Maintenance	90	☆☆☆☆☆
Safety & Behavior	84	☆☆☆☆☆
Student Support	90	☆☆☆☆☆
District Core Beliefs	92	☆☆☆☆☆
School & District Communication	89	☆☆☆☆☆
Artificial Intelligence (AI)	81	☆☆☆☆☆
Overall	87	☆☆☆☆☆

### Survey Participation

Metric	24-25	25-26
Sample Size (Actual Number of Respondents)	737	577
Population Size (Possible Number of Respondents)	NA	NA

Parent Survey Results by Domain



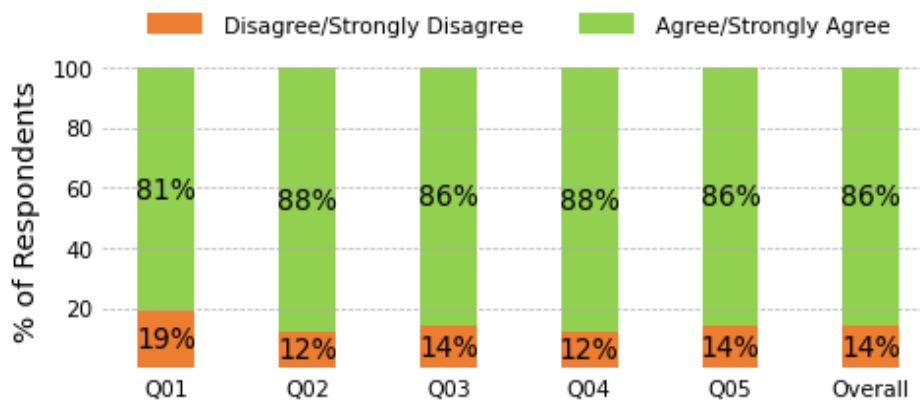
Domain	Strongly Disagree	Disagree	Agree	Strongly Agree	Total #
Academic Support	82	319	1191	1269	2861
School Equity	122	229	1355	1703	3409
Family Involvement	126	351	1347	1569	3393
School Leadership	52	99	695	849	1695
School Maintenance	28	81	523	473	1105
Safety & Behavior	144	212	989	905	2250
Student Support	40	129	722	800	1691
District Core Beliefs	34	100	703	844	1681
School & District Communication	79	241	1346	1121	2787
Artificial Intelligence (AI)	112	309	1028	789	2238
Overall	819	2070	9899	10322	23110

## Domain 1: Academic Support

The ways in which the school supports students' academic achievement and growth.

Domain Rating	☆☆☆☆☆
Highest Scoring Question(s)	Q02, Q04
Lowest Scoring Question(s)	Q01
All Questions in this Domain	<p>Q01. Teachers inform me about how my child is doing academically.</p> <p>Q02. Teachers' feedback on schoolwork helps my child learn.</p> <p>Q03. Teachers are aware of my child's strengths and weaknesses.</p> <p>Q04. School staff set high expectations for my child.</p> <p>Q05. My child is interested in what he/she is learning in school.</p>

Parent Survey Results - Academic Support

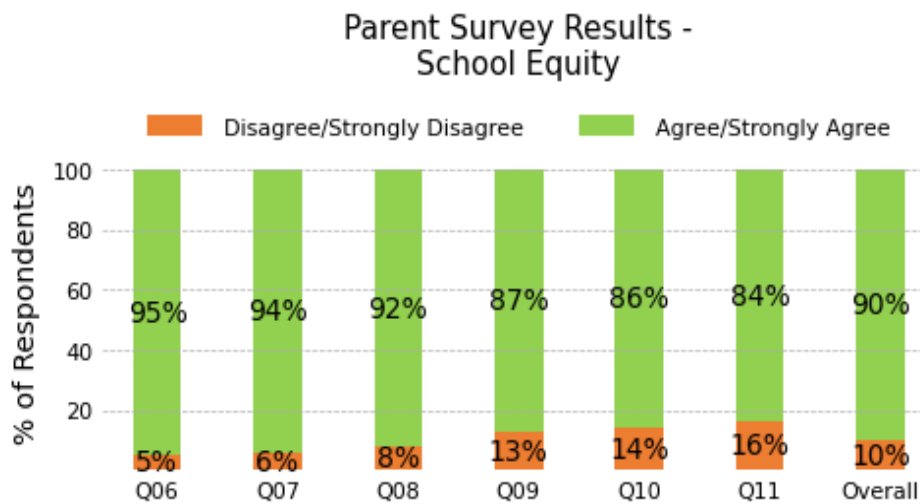


Question	Strongly Disagree	Disagree	Agree	Strongly Agree	Total #
Q01	20	87	211	257	575
Q02	15	54	222	282	573
Q03	12	67	248	245	572
Q04	15	53	257	242	567
Q05	20	58	253	243	574
Overall	82	319	1191	1269	2861

## Domain 2: School Equity

The ways in which the school promotes equity among students and staff.

Domain Rating	☆☆☆☆☆
Highest Scoring Question(s)	Q06
Lowest Scoring Question(s)	Q11
All Questions in this Domain	<p>Q06. My child's school embraces diversity.</p> <p>Q07. My child is treated equitably regardless of his/her race, culture, religion, sexual orientation, gender, or special needs.</p> <p>Q08. Everyone is accepted at my child's school.</p> <p>Q09. Everyone is respected at my child's school.</p> <p>Q10. Discipline is enforced according to the Code of Conduct at my child's school.</p> <p>Q11. If I had a concern about harassment or discrimination at my child's school, I know where and how to report that concern.</p>



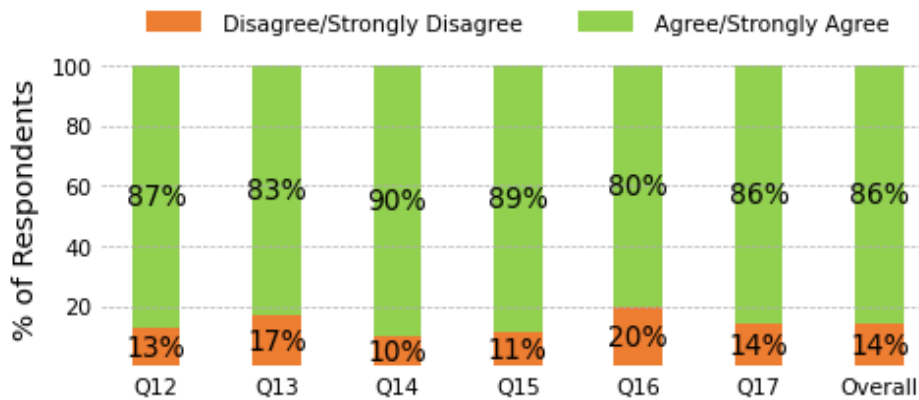
Question	Strongly Disagree	Disagree	Agree	Strongly Agree	Total #
Q06	12	16	234	308	570
Q07	15	19	225	311	570
Q08	15	30	212	308	565
Q09	27	46	221	271	565
Q10	25	54	247	242	568
Q11	28	64	216	263	571
Overall	122	229	1355	1703	3409

### Domain 3: Family Involvement

The ways in which the school involves families in students' school life and education.

Domain Rating	☆☆☆☆☆
Highest Scoring Question(s)	Q14
Lowest Scoring Question(s)	Q16
All Questions in this Domain	<p>Q12. Teachers provide useful information about what is expected of my child at school.</p> <p>Q13. I receive adequate communication from my child's school.</p> <p>Q14. I feel comfortable calling my child's school to discuss an issue or concern.</p> <p>Q15. Staff members are welcoming and open about school issues and decisions that impact my family.</p> <p>Q16. I have been informed when my child does something good at school.</p> <p>Q17. I have opportunities to participate in my child's school.</p>

Parent Survey Results - Family Involvement



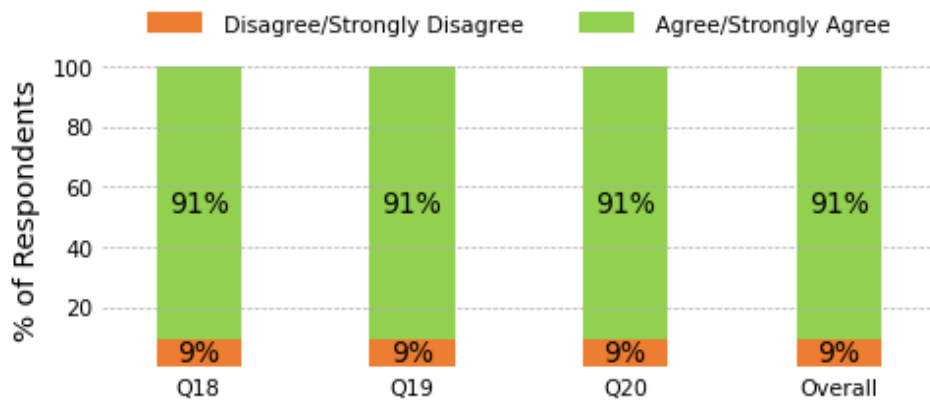
Question	Strongly Disagree	Disagree	Agree	Strongly Agree	Total #
Q12	15	56	238	256	565
Q13	29	65	226	249	569
Q14	20	39	213	291	563
Q15	16	48	222	279	565
Q16	30	82	193	257	562
Q17	16	61	255	237	569
Overall	126	351	1347	1569	3393

## Domain 4: School Leadership

The ways in which school leadership supports student success.

Domain Rating	☆☆☆☆☆
Highest Scoring Question(s)	Q18, Q19, Q20
Lowest Scoring Question(s)	Q18, Q19, Q20
All Questions in this Domain	Q18. School leaders are approachable. Q19. School leaders manage this school in ways that promote student safety and learning. Q20. School leaders actively work to make this school a great place for students to learn.

Parent Survey Results -  
School Leadership



Question	Strongly Disagree	Disagree	Agree	Strongly Agree	Total #
Q18	15	37	231	284	567
Q19	23	28	235	280	566
Q20	14	34	229	285	562
Overall	52	99	695	849	1695

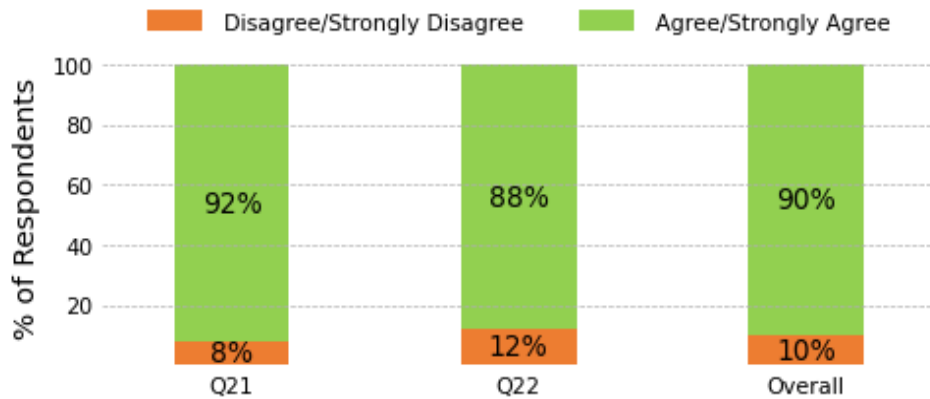
## Domain 5: School Maintenance

General upkeep and overall appearance of the school.

Domain Rating	☆☆☆☆☆
Highest Scoring Question(s)	Q21
Lowest Scoring Question(s)	Q22
All Questions in this Domain	Q21. I am proud of the way my child's school looks. Q22. When something is broken at my child's school it is repaired quickly.

\*Results in this domain do not include AOA.

### Parent Survey Results - School Maintenance



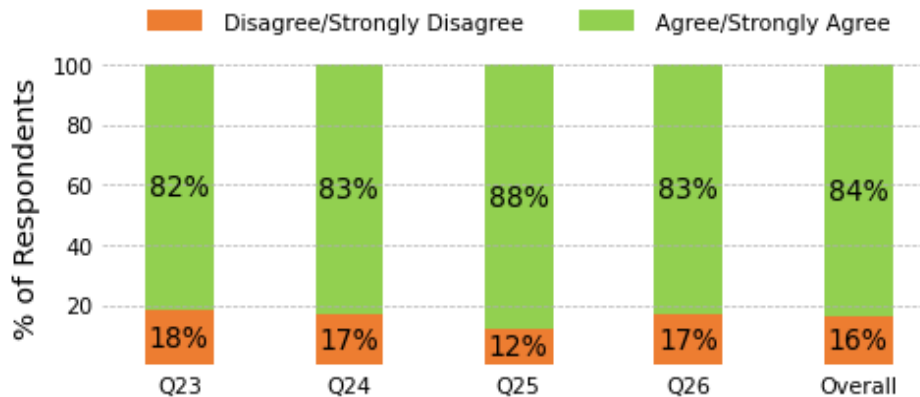
Question	Strongly Disagree	Disagree	Agree	Strongly Agree	Total #
Q21	12	32	238	279	561
Q22	16	49	285	194	544
Overall	28	81	523	473	1105

## Domain 6: Safety & Behavior

The ways in which the school promotes safety and discipline.

Domain Rating	☆☆☆☆☆
Highest Scoring Question(s)	Q25
Lowest Scoring Question(s)	Q23
All Questions in this Domain	<p>Q23. My child feels safe telling an adult at school about being bullied.</p> <p>Q24. When staff are notified about possible bullying at my child's school they respond.</p> <p>Q25. This school implements policies that keep my child safe.</p> <p>Q26. I feel confident that my child is safe from harm (physical/emotional) while at school.</p>

### Parent Survey Results - Safety & Behavior



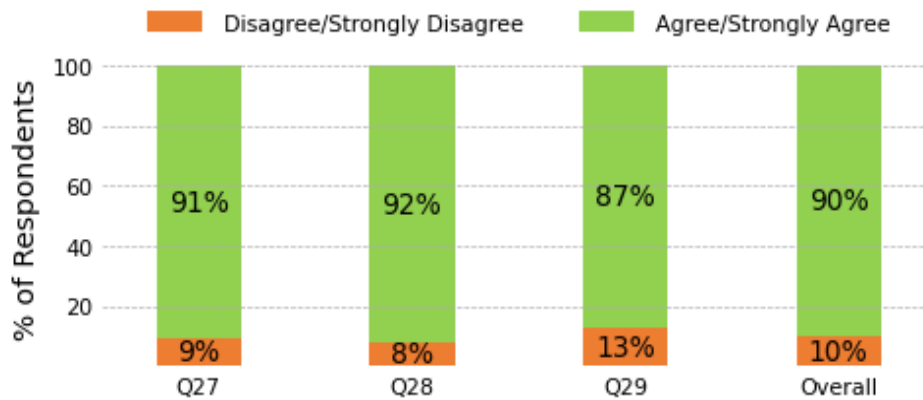
Question	Strongly Disagree	Disagree	Agree	Strongly Agree	Total #
Q23	42	58	254	213	567
Q24	41	54	246	219	560
Q25	23	42	245	251	561
Q26	38	58	244	222	562
Overall	144	212	989	905	2250

## Domain 7: Student Support

The ways in which the school supports the “whole child” (i.e., students’ mental, social, and emotional health).

Domain Rating	☆☆☆☆☆
Highest Scoring Question(s)	Q28
Lowest Scoring Question(s)	Q29
All Questions in this Domain	Q27. This school provides a caring environment for my child. Q28. There is a teacher, counselor, or other staff member at school to whom my child can go for help with a problem. Q29. This school provides support for my child's social or emotional needs.

Parent Survey Results - Student Support



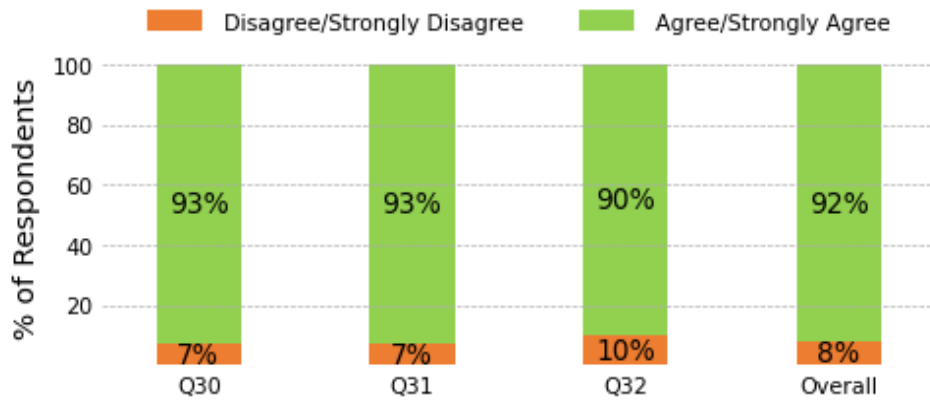
Question	Strongly Disagree	Disagree	Agree	Strongly Agree	Total #
Q27	15	36	249	265	565
Q28	9	34	242	281	566
Q29	16	59	231	254	560
Overall	40	129	722	800	1691

## Domain 8: District Core Beliefs

Perception of the district’s adherence to its core beliefs.

Domain Rating	☆☆☆☆☆
Highest Scoring Question(s)	Q30, Q31
Lowest Scoring Question(s)	Q32
All Questions in this Domain	<p>Q30. The district believes all students are capable of excellence.</p> <p>Q31. The district’s purpose is to maximize success for all students.</p> <p>Q32. The well-being of students, staff, families and community is a focus of the district.</p>

Parent Survey Results -  
District Core Beliefs



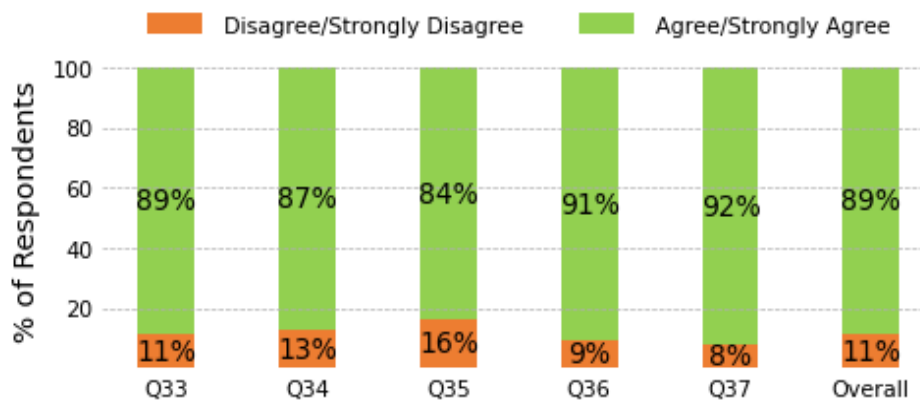
Question	Strongly Disagree	Disagree	Agree	Strongly Agree	Total #
Q30	9	28	235	292	564
Q31	12	27	239	281	559
Q32	13	45	229	271	558
Overall	34	100	703	844	1681

## Domain 9: School & District Communication

Perceptions of the district’s openness to share information and use of various avenues for communication from and with the district.

Domain Rating	☆☆☆☆☆
Highest Scoring Question(s)	Q37
Lowest Scoring Question(s)	Q35
All Questions in this Domain	<p>Q33. The District communicates frequently and timely any key changes, updates, or decisions.</p> <p>Q34. The District offers multiple ways to provide feedback, ideas, concerns, or questions.</p> <p>Q35. The District provides opportunities for me to serve on the District Accountability Committee and Building Accountability Committees as a way to have input in the direction of my school and district.</p> <p>Q36. District communication tools build understanding and support for the district and increase positive perspective of the district. (District tools include social media, websites, the District Insider and District Storyteller Podcast, Dojo, ParentLink, and email)</p> <p>Q37. The District facilities are open, responsive, and welcoming.</p>

Parent Survey Results -  
School & District Communication



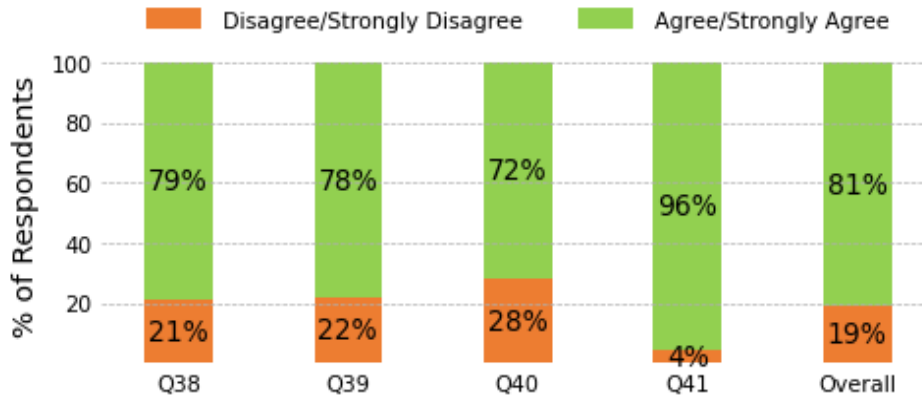
Question	Strongly Disagree	Disagree	Agree	Strongly Agree	Total #
Q33	20	43	253	247	563
Q34	18	56	256	231	561
Q35	15	71	276	186	548
Q36	14	36	281	226	557
Q37	12	35	280	231	558
Overall	79	241	1346	1121	2787

## Domain 10: Artificial Intelligence (AI)

Perceptions of AI, including its role in student learning, parents' confidence in supporting their child's use of AI, and awareness of safe and responsible AI practices.

Domain Rating	☆☆☆☆☆
Highest Scoring Question(s)	Q41
Lowest Scoring Question(s)	Q40
All Questions in this Domain	Q38. I believe learning about AI is important for students. Q39. I feel confident supporting my child in learning about AI. Q40. AI tools have a positive impact on my child's learning. Q41. I know not to share personal information with AI.

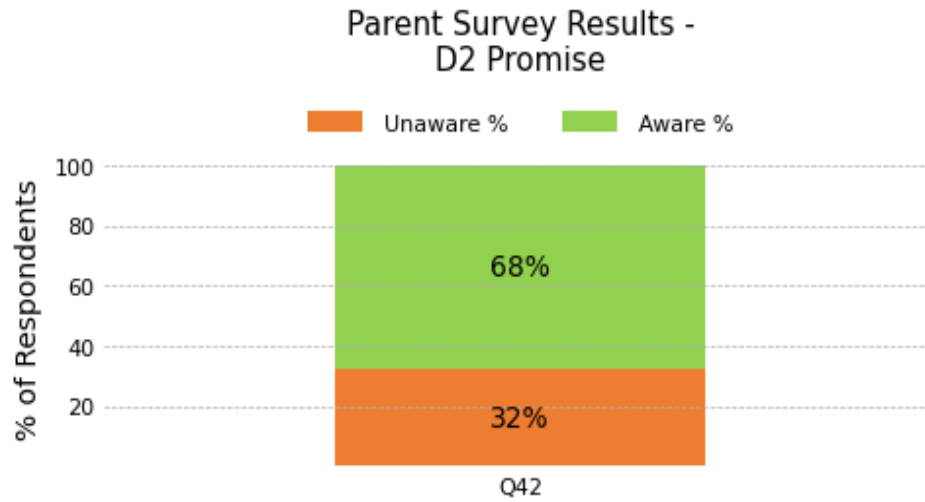
Parent Survey Results - Artificial Intelligence (AI)



Question	Strongly Disagree	Disagree	Agree	Strongly Agree	Total #
Q38	28	91	267	178	564
Q39	32	89	280	158	559
Q40	43	113	274	123	553
Q41	9	16	207	330	562
Overall	112	309	1028	789	2238

## D2 Promise

All Questions in this Sub Topic	Q42. Are you aware that D2 high school graduates can attend Pikes Peak State College at NO COST as part of the D2 Promise Program?
---------------------------------	--



Question	Unaware	Aware	Total #
Q42	182	380	562