



MULTILINGUAL
F R E E H O L D B O R O U G H S C H O O L S
EDUCATION

ACCESS 2.0

Assessment Results Presentation

Board of Education Meeting

August 18, 2025

ACCESS 2.0

Background Information

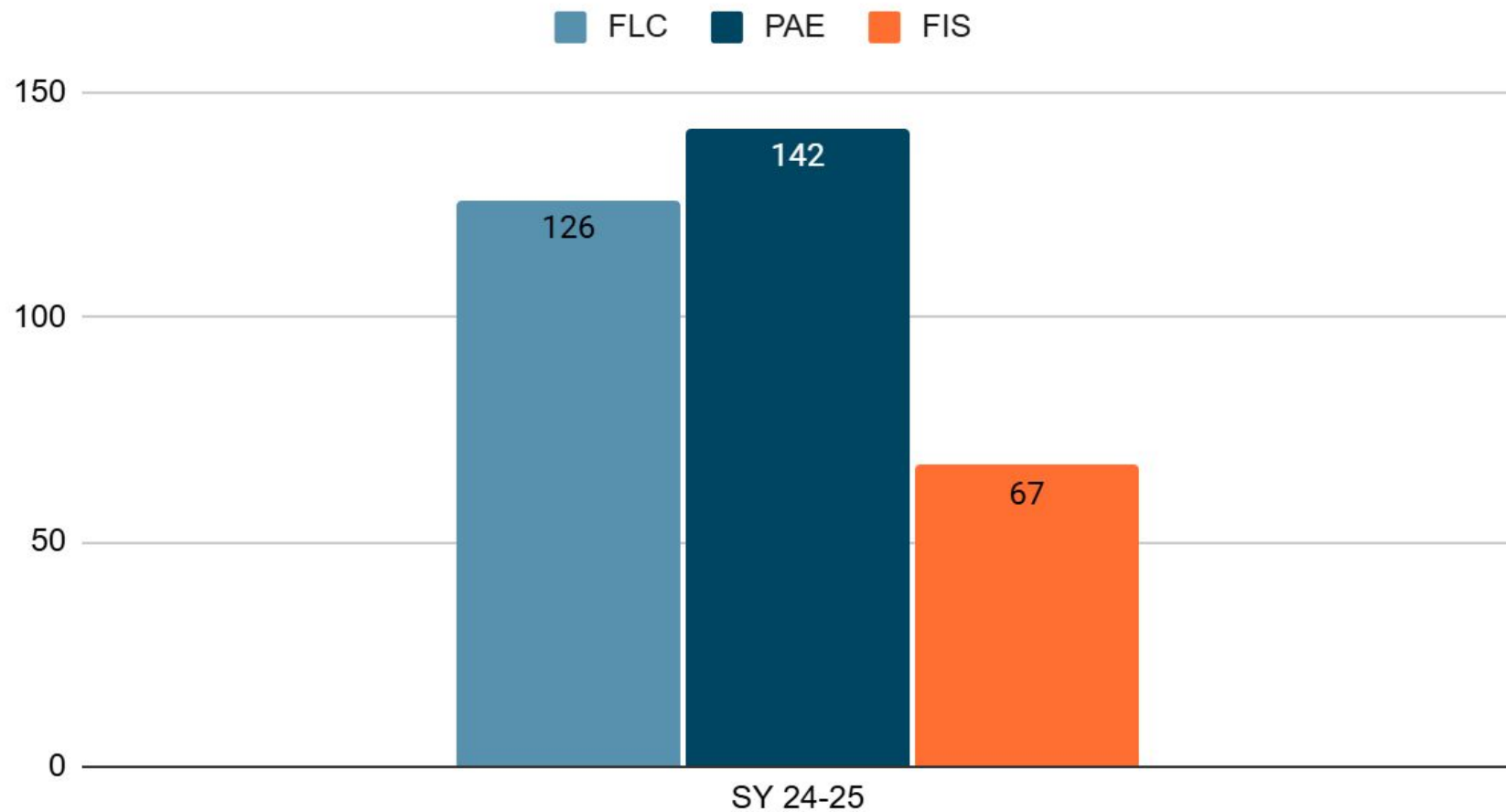
- Assessment given to English Language Learners in Grades K-8
 - Kindergarten - One-on-one assessment
- Assesses four language domains
 - Listening, Speaking, Reading, and Writing
- Measures students' progress in English development
- Data is used to determine level of language support
- The data is used in the decision to exit a student from language support services
- The data is used to inform program expansion and adjustments

ACCESS 2.0

English Language Achievement Levels

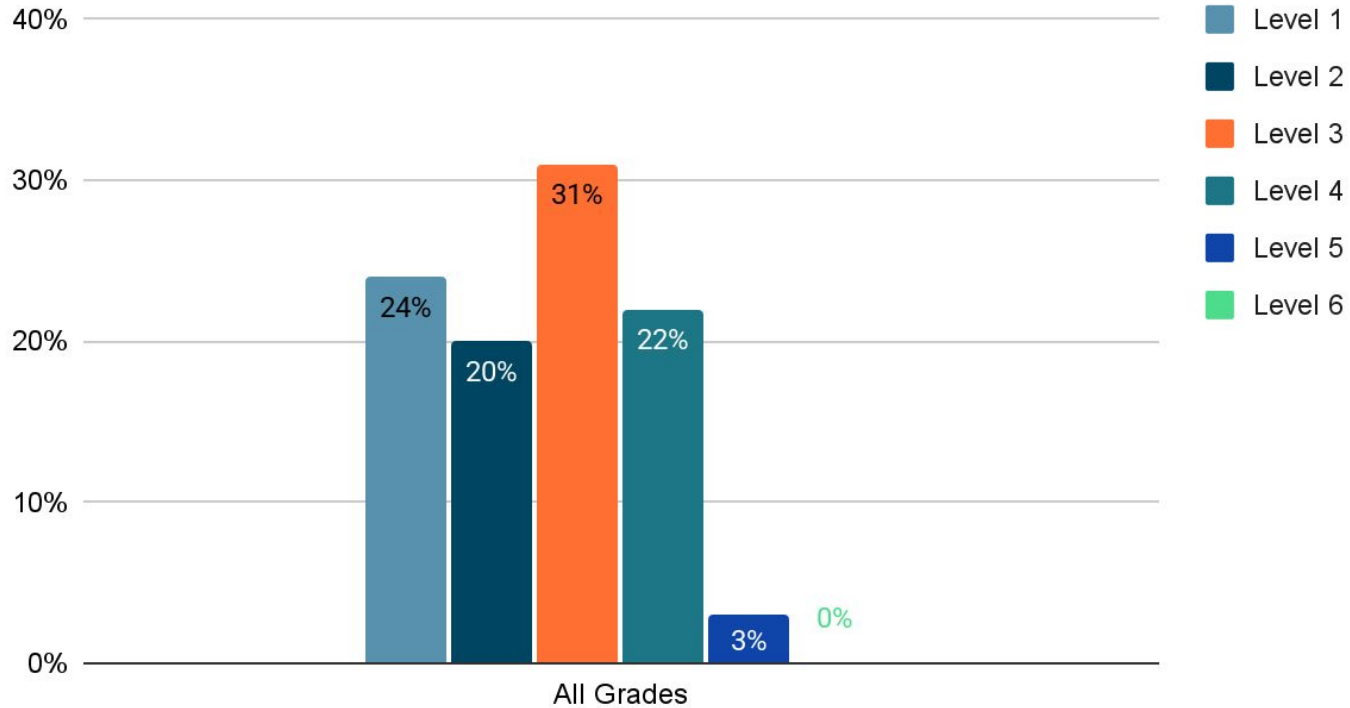
- **Level 1 – Entering.** Knows and uses minimal social language and minimal academic language with visual and graphic support
- **Level 2 – Emerging.** Knows and uses some social English and general academic language with visual and graphic support
- **Level 3 – Developing.** Knows and uses social English and some specific academic language with visual and graphic support
- **Level 4 – Expanding.** Knows and uses social English and some technical academic language
- **Level 5 – Bridging.** Knows and uses social and academic language working with grade level material
- **Level 6 – Reaching.** Knows and uses social and academic language at the highest level measured by this test

Total Number of Students = 335



Achievement Levels

Distribution by Achievement Levels



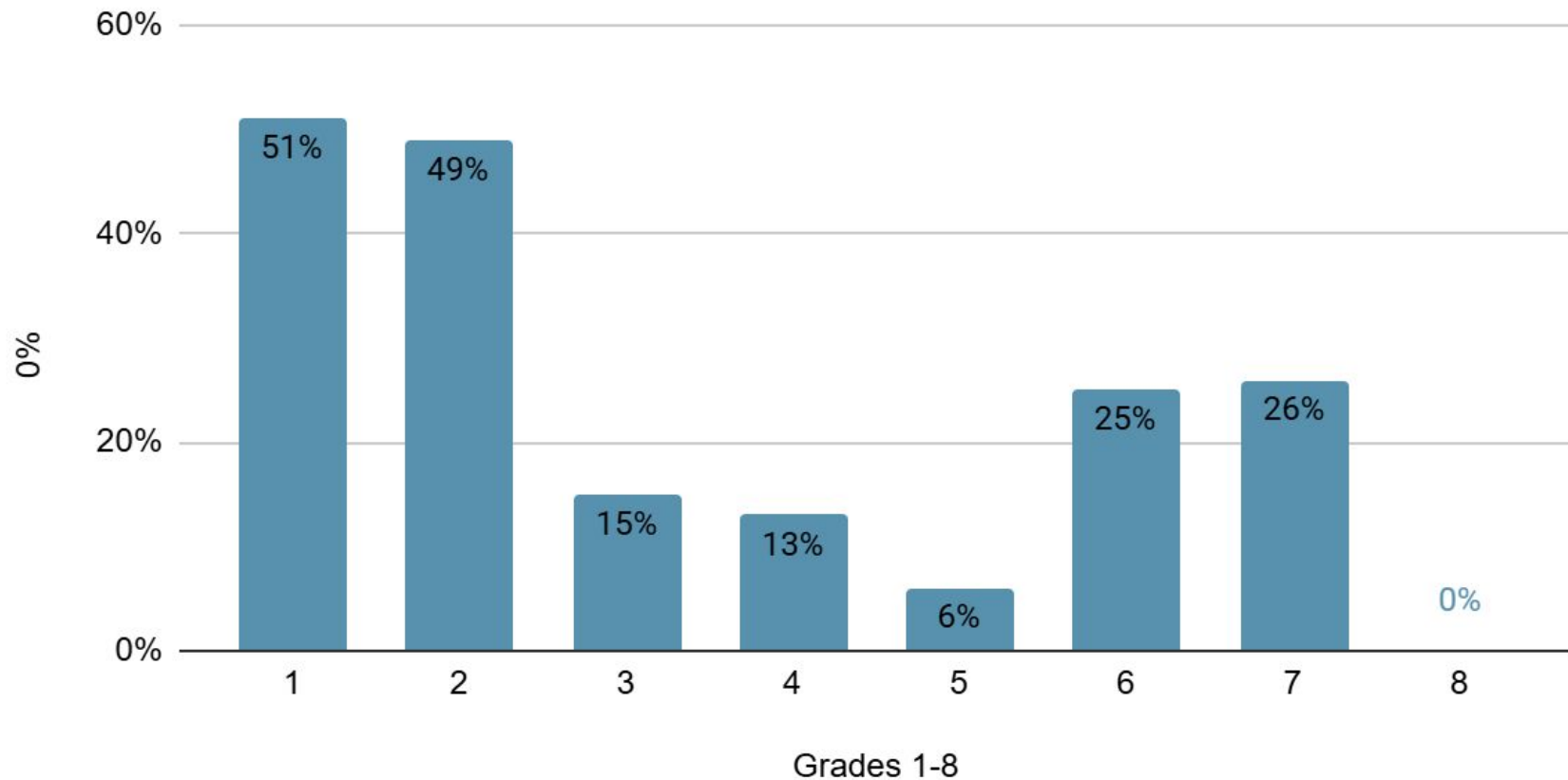
Freehold Borough Public Schools

ACCESS for ELLs

Grade	Total Number Tested			% by Achievement Level																	
				Entering (Level 1)			Emerging (Level 2)			Developing (Level 3)			Expanding (Level 4)			Bridging (Level 5)			Reaching (Level 6)		
	2023	2024	2025	2023	2024	2025	2023	2024	2025	2023	2024	2025	2023	2024	2025	2023	2024	2025	2023	2024	2025
K	35	41	44	74%	54%	45%	17%	12%	9%	9%	15%	14%	0%	20%	25%	0%	0%	7%	0%	0%	0%
1	63	43	39	21%	28%	23%	35%	37%	33%	38%	33%	36%	6%	2%	8%	0%	0%	0%	0%	0%	0%
2	74	64	43	14%	14%	7%	16%	16%	33%	46%	34%	19%	24%	33%	42%	0%	3%	0%	0%	0%	0%
3	58	58	52	12%	21%	10%	19%	16%	19%	59%	48%	37%	10%	16%	27%	0%	0%	8%	0%	0%	0%
4	45	58	56	9%	7%	4%	7%	7%	14%	16%	31%	32%	60%	41%	43%	9%	14%	7%	0%	0%	0%
5	26	29	34	35%	21%	9%	19%	17%	9%	19%	10%	12%	19%	45%	38%	8%	7%	32%	0%	0%	0%
GK-G5	301	293	268	23%	22%	16%	20%	17%	19%	36%	31%	26%	20%	26%	31%	2%	4%	8%	0%	0%	0%
6	13	22	20	8%	32%	30%	38%	50%	35%	54%	18%	15%	0%	0%	20%	0%	0%	0%	0%	0%	0%
7	20	17	23	60%	29%	30%	40%	24%	30%	0%	47%	35%	0%	0%	4%	0%	0%	0%	0%	0%	0%
8	12	19	24	50%	37%	38%	8%	26%	25%	42%	32%	33%	0%	5%	4%	0%	0%	0%	0%	0%	0%
G6-G8	45	58	67	42%	33%	33%	31%	34%	30%	27%	31%	28%	0%	2%	9%	0%	0%	0%	0%	0%	0%
All Grades	346	351	335	25%	24%	19%	21%	20%	21%	34%	31%	26%	17%	22%	27%	2%	3%	7%	0%	0%	0%

2024-25 Percentage of students with met growth by grade

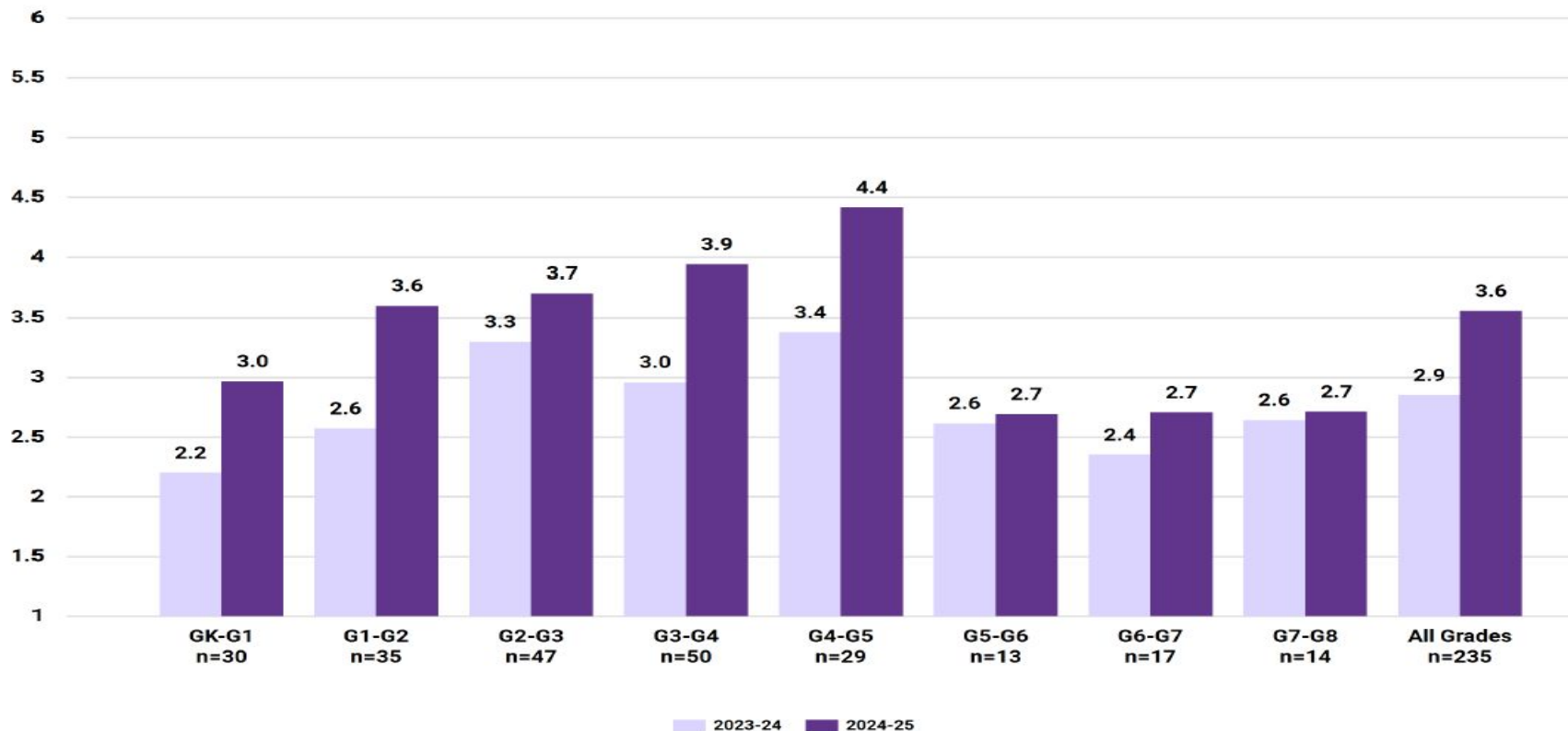
134 or 40% of MLs Met Growth or Proficiency Expectations in Grades 1-8



ACCESS for ELLs Achievement (All Grades)

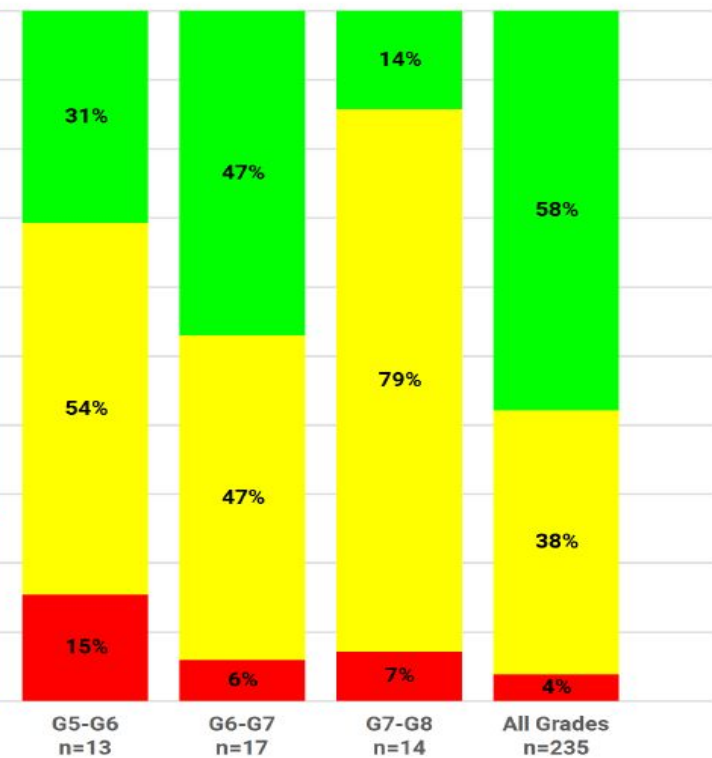
Same students, different grades

Average ACCESS for ELLs Composite Score



nt Mobility

ty



Moved Up

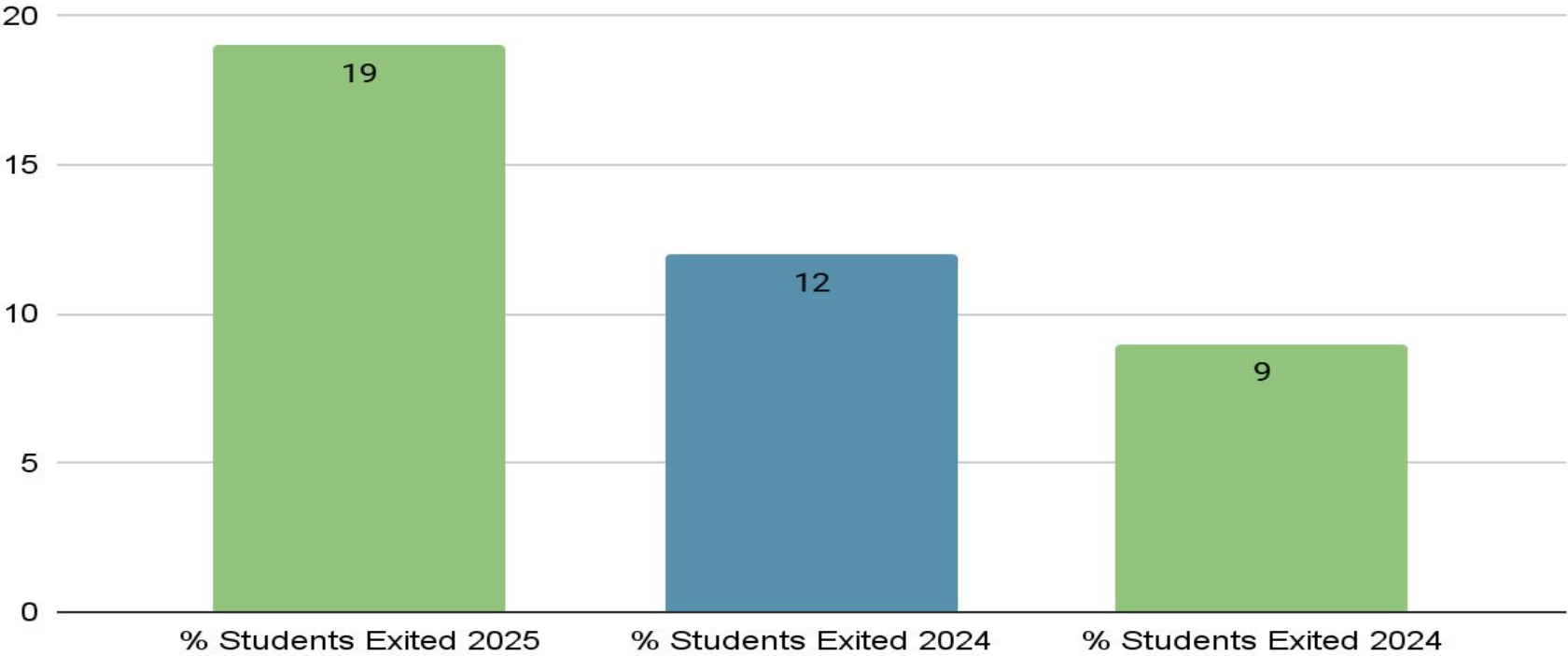
Gender (All Grades)

Gender		Total # Results					Average Score					% Below 4.5					% At or Above 4.5				
		2020-21	2021-22	2022-23	2023-24	2024-25	2020-21	2021-22	2022-23	2023-24	2024-25	2020-21	2021-22	2022-23	2023-24	2024-25	2020-21	2021-22	2022-23	2023-24	2024-25
All Grades	Female	157	175	181	179	174	3.3	3.2	3.0	3.2	3.4	94%	85%	91%	87%	79%	6%	15%	9%	13%	21%
All Grades	Male	156	166	165	172	161	3.0	2.9	2.9	3.0	3.2	90%	94%	95%	89%	83%	10%	6%	5%	11%	17%
All Grades	All Students	313	341	346	351	335	3.1	3.0	2.9	3.1	3.3	92%	89%	93%	88%	81%	8%	11%	7%	12%	19%

Gender		Total # Results					Average Score					% Below 5.0					% At or Above 5.0				
		2020-21	2021-22	2022-23	2023-24	2024-25	2020-21	2021-22	2022-23	2023-24	2024-25	2020-21	2021-22	2022-23	2023-24	2024-25	2020-21	2021-22	2022-23	2023-24	2024-25
All Grades	Female	157	175	181	179	174	3.3	3.2	3.0	3.2	3.4	98%	94%	99%	94%	94%	2%	6%	1%	6%	6%
All Grades	Male	156	166	165	172	161	3.0	2.9	2.9	3.0	3.2	99%	98%	98%	99%	93%	1%	2%	2%	1%	7%
All Grades	All Students	313	341	346	351	335	3.1	3.0	2.9	3.1	3.3	98%	96%	98%	97%	93%	2%	4%	2%	3%	7%

Consistent Improvement

Percentage of Students Exited

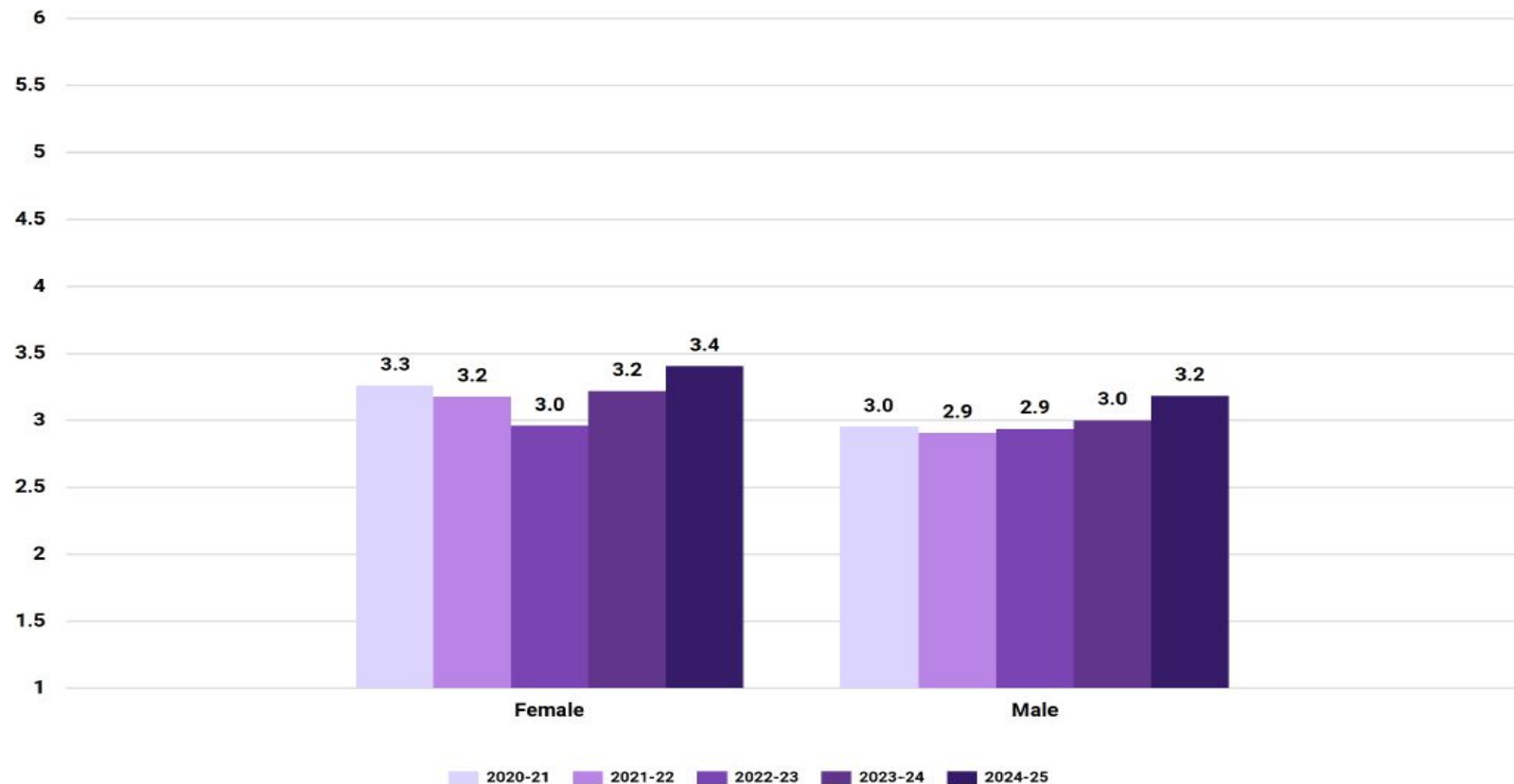


Freehold Borough Public Schools ACCESS for ELLs Subgroup: Race

Grade Band	Race	Total Number Tested			% of Number Tested			% by Achievement Level																	
								Entering (Level 1)			Emerging (Level 2)			Developing (Level 3)			Expanding (Level 4)			Bridging (Level 5)			Reaching (Level 6)		
		2023	2024	2025	2023	2024	2025	2023	2024	2025	2023	2024	2025	2023	2024	2025	2023	2024	2025	2023	2024	2025	2023	2024	2025
ES (GK-G5)	Asian	<10	<10	<10	0%	1%	1%	N/A	N/A	N/A	N/A	N/A	N/A	N/A	N/A	N/A	N/A	N/A	N/A	N/A	N/A	N/A	N/A	N/A	N/A
	Hispanic	287	279	262	95%	95%	98%	23%	23%	16%	20%	16%	19%	36%	32%	26%	20%	25%	31%	2%	4%	8%	0%	0%	0%
	White	<10	<10	<10	3%	2%	1%	N/A	N/A	N/A	N/A	N/A	N/A	N/A	N/A	N/A	N/A	N/A	N/A	N/A	N/A	N/A	N/A	N/A	N/A
	All Students	301	293	268				23%	22%	16%	20%	17%	19%	36%	31%	26%	20%	26%	31%	2%	4%	8%	0%	0%	0%
MS (G6-G8)	Asian	<10	<10	<10	0%	0%	3%	N/A	N/A	N/A	N/A	N/A	N/A	N/A	N/A	N/A	N/A	N/A	N/A	N/A	N/A	N/A	N/A	N/A	N/A
	Hispanic	42	55	65	93%	95%	97%	43%	35%	32%	31%	35%	29%	26%	29%	29%	0%	2%	9%	0%	0%	0%	0%	0%	0%
	All Students	45	58	67				42%	33%	33%	31%	34%	30%	27%	31%	28%	0%	2%	9%	0%	0%	0%	0%	0%	0%
All Grades	Asian	<10	<10	<10	0%	1%	1%	N/A	N/A	N/A	N/A	N/A	N/A	N/A	N/A	N/A	N/A	N/A	N/A	N/A	N/A	N/A	N/A	N/A	N/A
	Hispanic	329	334	327	95%	95%	98%	25%	25%	19%	21%	19%	21%	35%	31%	26%	17%	22%	27%	2%	4%	6%	0%	0%	0%
	White	10	<10	<10	3%	3%	1%	20%	N/A	N/A	20%	N/A	N/A	20%	N/A	N/A	40%	N/A	N/A	0%	N/A	N/A	0%	N/A	N/A
	All Students	346	351	335				25%	24%	19%	21%	20%	21%	34%	31%	26%	17%	22%	27%	2%	3%	7%	0%	0%	0%

Gender (All Grades)

Average Composite Score



Expanding Comprehensive Support Grades 6-8

- Full implementation of English as a New language supporting ESL students newly arrived to the U.S.
- ESL teachers are ESL/ELA teacher of record for enhanced content and language development.
- ESL teachers provide targeted foundational content support for ESL students.

What's driving our success?

Consistent mobility rates show sustainable progress!

ESL Co-teaching Model (Grades 1-5): Driving elementary gains

Instructional Coaches: Supporting teacher effectiveness and enhancing newcomer support

Extended learning programs: Contributing to mobility

Family engagement: Strengthening home-school connection via MLE Secretary/Liaison providing crucial school and community support

Learning opportunities for all!

- ESL before/after school supplemental programs in all three buildings
- Targeted transition support between grade levels
- Summer programming for accelerated progress
- ESL parent engagement opportunities via Parent Academies
- Cultural celebrations and community building events

Professional Development

- Sheltered English Instruction (SEI) professional development to support teachers of multilingual learners
- Co-teaching model training
- Domain specific instruction via Ellevation platform (data & instructional planning)
- Sharing best practices through professional learning communities
- NJSLA and ACCESS for ELLs preparations and training

Special Thanks!

Our MLs are thriving thanks to the support and investment of our Board of Education, our administrative team, our dedicated teachers, and our school families/community.

Together we continue to grow our collaboration and evidence - based programming.

