



Riverside Unified School District

Citizens' Bond Oversight Committee Report

(Financial Data as of 10/31/2025)

December 9, 2025 Meeting

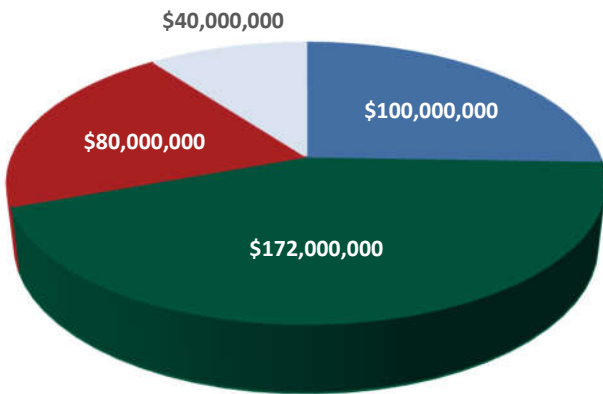
Prepared by:



3380 14th Street | Riverside, CA 92501
(951) 788-7135 www.riversideunified.org



Measure O Authorization



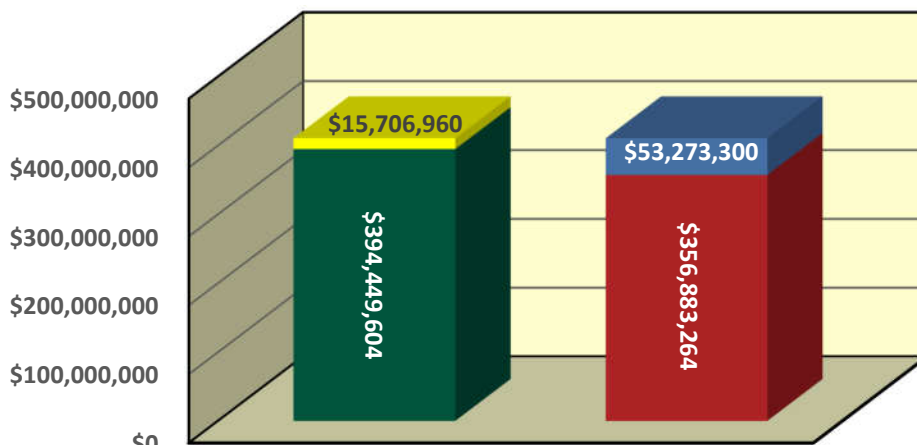
- G.O. Bonds Election of 2016, 2017 (Series A)
- G.O. Bonds Election of 2016, 2019 (Series B)
- G.O. Bonds Election of 2016, 2023 (Series C)
- G.O. Bonds Election of 2016, 2025 (Series D)

Measure O Overview

On November 8, 2016, the voters of the Riverside Unified School District approved Measure O General Obligation Bonds (the “Bonds”) with a 70% approval rate. Measure O will generate \$392 million dollars over the next 10 to 15 years to improve and build new capital facilities in the Riverside Unified School District.

The Bonds will be used to repair and upgrade District aging school infrastructure, classrooms and buildings, build new schools, modernize school facilities with 21st century technology, improve access for students with disabilities, provide classroom and labs for career and technical education classes, improve school safety by modernizing security systems, retrofitting buildings to be earthquake proof, and upgrading emergency communications.

Measure O Total Revenue = \$410,156,564



- Measure O Funds Generated
- Interest Earnings Credit
- Measure O Total Expenditures
- Measure O Cash Remaining

Citizens' Bond Oversight Committee Members as of September 2025

Committee Members	Group Representation	Term	Board Approved Start Date	Term End Date
Art Alcaraz	Community at Large	3rd Term	1/21/2021	2/6/2027
Chani Beeman	Community at Large	2nd Term	1/12/2023	2/6/2027
Nick Corbo	Business Representative	1st Term	8/22/2024	8/22/2026
H. Martin de'Campo	Taxpayer Representative	3rd Term	1/21/2021	2/6/2027
Douglas Kroon	Senior Citizen Organization	2nd Term	2/24/2024	2/24/2026
Lara E. Martin	Business Representative	3rd Term	1/12/2021	2/6/2027
Michael Osmon	Community at Large	1st Term	6/5/2025	6/5/2027
Jag Patel	Community at Large	1st Term	8/22/2024	8/22/2026
Ashley Peake	Parent & PTA Member	1st Term	8/22/2024	8/22/2026
Oswaldo Puerta	Community at Large	1st Term	7/24/2025	7/24/2027
Matthew Stowe	Parent	1st Term	8/22/2024	8/22/2026
Beiwei Tu	Community at Large	2nd Term	7/14/2022	8/22/2026
Richard Vandenberg	Business Representative	1st Term	8/22/2024	2/24/2026

**Measure O
Project Status
Updates**



John W. North High School

Measure O Campus Improvements

Project Description

John W. North High School was built in 1966. Under Measure O, this project includes a new two-story science building and a new 900 seat gymnasium, campus entry site improvements, new seating and shade structure in the quad and the removal of portables. ESSER funding project scope will include HVAC and lighting upgrades to campus buildings that will be performed in phased work to minimize disruption to the site. The HVAC lighting upgrade project will also include new paint, flooring, fire alarm upgrades, and restroom upgrades in Building 300. This project is currently in the construction phase.

Project Group:	Group E
Architect:	GO Architects
Construction:	January 2024 to October 2025
Project Budget:	\$61.5 Million (Includes \$11.5 Million in ESSER Funding)

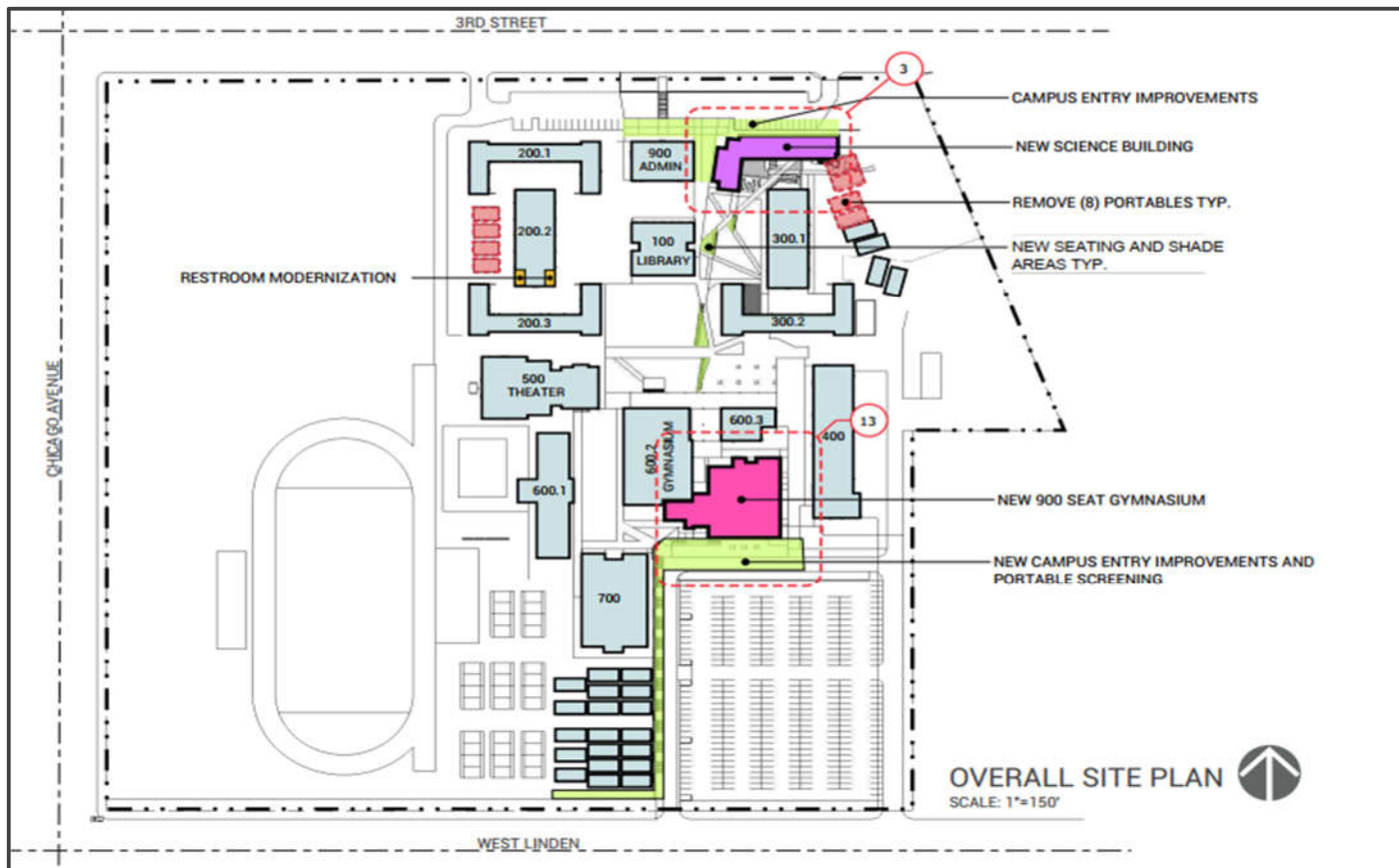
Project History

Measure O Funded Project:

- ✓ **Percentage Complete: 96%**
- ✓ The project was approved by the Division of State Architect (DSA) on October 25, 2023.
- ✓ The construction start date was on January 22, 2024.
- ✓ The project was substantially complete in November 2025.
- ✓ New 2-Story Science Classroom Building – The building was substantially completed on October 31, 2025. The punch list job walk was done on November 3, 2025. There are ongoing punch list repairs.
- ✓ New Gym Building – The building was substantially complete on October 31, 2025. The punch list job walk was done on November 4, 2025. There are ongoing punch list repairs.
- ✓ Site Work – The decorative fence image walls, hardscape, irrigation and landscape work is approximately 96% complete.
- ✓ Occupancy is scheduled for December 1, 2025.

John W. North High School

Modernization & New Construction Project Overall Site Plan



John W. North High School

Project Renderings



Campus Entry



New Gymnasium Exterior View



New 2-Story Science Building Inside Campus View



New Student Entry Aerial View

John W. North High School

Modernization & New Construction Progress Pictures



New Science Classroom Building – Lab Classroom



New Science Classroom Building – Flex lab classroom #110



New Science Classroom Building - Exterior



New Gym Building – Decorative fence work

John W. North High School

Modernization & New Construction Progress Pictures



New Gym Building – Home team locker room



New Gym Building – Lobby area



New Gym Building – Lobby men's restroom



New Gym Building – Lobby women's restroom

John W. North High School

Modernization & New Construction Progress Pictures



Center Court Area



Raised Planter Work

Casa Blanca Elementary School

Measure O New School

Project Description

Casa Blanca Elementary School is sited on approximately 9.8 acres and located on Lincoln Ave. The school will serve approximately 750 TK-6 students in the Casa Blanca neighborhood. The new school includes ancillary support buildings, outdoor learning shared spaces, transitional kindergarten-kindergarten classrooms with play area, 1st-3rd grade classrooms with play area, 4th-6th grade classrooms with play area, staff and visitor parking lot, and new bus drop-off.

Group:	New School
Architect:	GO Architects
Construction:	October 2023 to July 2025
Project Budget:	\$91.7 Million (Includes site acquisition)
Percentage Complete:	100%

Project Status

- ✓ The project was approved by the Division of State Architect (DSA) on May 19, 2023.
- ✓ Construction start date was on October 16, 2023.
- ✓ Construction completion was July 2025.
- ✓ The school was opened on August 11, 2025.
- ✓ Project savings estimated at \$3 million.
- ✓ Building A - Administration/Library/Media Center/Special Education Building - Punch list items are complete - ongoing change order and warranty repair work.
- ✓ Building B - Multi-Purpose/Kitchen/Music Lab Building - Punch list items are complete - ongoing change order and warranty repair work.
- ✓ Building C - Kindergarten Classroom Building - Punch list items are complete - ongoing change order and warranty repair work.
- ✓ Building D - Punch list items are complete - ongoing change order and warranty repair work.
- ✓ Building E & Building F - Punch list items are complete - ongoing change order and warranty repair work.
- ✓ Site Work - Punch list items are complete - ongoing change order and warranty repair work.
- ✓ Off-Site Work - Punch list items are complete - ongoing change order and warranty repair work.
- ✓ This project is complete and in the close-out process

Casa Blanca Elementary School

Project Site Plan



Casa Blanca Elementary School

Axonometric Site Plan



Casa Blanca Elementary School

Project Renderings



Classroom Wing



Classroom Wing



Lunch Shelter



School Main Entry

Casa Blanca Elementary School

Construction Progress Pictures



Buildings E & F - Punch List Items



Administration Building A



MPR – Building B Stage Area



Building F - Classroom

Casa Blanca Elementary School

Construction Progress Pictures



Building C & Kindergarten Playground



Building E - Classroom



MPR – Building B



Primary Playground Area

Ofelia Valdez-Yeager Eastside Elementary

Measure O New School

Project Description

The new Transitional Kindergarten – 6th grade, two-story building will have capacity for 900 students. The campus is 6.5 acres with a Transitional Kindergarten/Kindergarten separate play area, as well as hard courts and play field area for 1st through 6th grade students.

Group:	New School
Architect:	PBK Architects
DSA Submittal:	INCR. I: Approved , INCR. II: Pending Approval
Bidding & Award:	Pending
Project Budget:	Estimated \$118.25 Million (Includes site acquisition)
Status:	Site Development

Project Status

- ✓ Increment 1 – Demolition, infrastructure, retaining wall and offsite improvement project.
 - Division of the State Architect (DSA) approved on April 4, 2025
 - Bid Date was May 29, 2025. Notice to Proceed date was July 23, 2025.
 - Prime Contractor – in Permit Process with the City of Riverside
 - The Off-Site Work estimated construction start date is the week of November 10, 2025
- ✓ Increment 2 – New school construction project
 - Submitted to Division of the State Architect (DSA) for approval on July 31, 2025.
 - The estimated DSA approval will be December 2025.
 - The Bid Process is estimated to be February or March 2026.
 - Estimated start date is May or June 2026.
- ✓ Increment 3 – portable relocation project at Lincoln High School.
 - Submitted to Division of the State Architect (DSA) for approval and estimated over the counter approval is estimated in November 2025

Ofelia Valdez-Yeager Eastside Elementary

Rendered Site Plan



Ofelia Valdez-Yeager Eastside Elementary

Renderings



Outdoor Stage




Library



Learning Courtyard

Ofelia Valdez-Yeager Eastside Elementary

Construction Progress Pictures



Eastside – Ongoing demolition



Eastside – Demolition of residential structure

Highgrove II Elementary School

Measure O New School

Project Description

The site is 13 acres and is located in Spring Mt. Ranch development area. The location of the site is in the northwestern corner of the Silverspot Road and Spring Street intersection.

Group:	New School
Architect:	Ruhnau Clarke Architects
DSA Submittal:	To Be Determined
Bidding & Award:	To Be Determined
Project Budget:	\$1 Million (Plus \$4,145,349.14 expenditures to date)

Project Status

- ✓ Project on hold pending necessity and funding and sufficient enrollment.

Highgrove II Elementary School

Measure O New School

The image contains four architectural renderings of the proposed Highgrove II Elementary School. The top-left rendering shows the library building with a prominent arched entrance and a person sitting on a bench in the foreground. The top-right rendering shows the classroom building, a long two-story structure with a courtyard in front. The bottom-left rendering shows a play area with colorful equipment and a building in the background. The bottom-right rendering shows a larger play area with a yellow safety mat and various structures. Each rendering has a small orange label in the top right corner: 'LIBRARY', 'CLASSROOM BUILDING', 'TK & KINDER PLAY AREA', and 'KINDER / TK PLAY AREA'.

OPTION 2 - RENDERINGS

HIGHGROVE II ELEMENTARY SCHOOL
RIVERSIDE UNIFIED SCHOOL DISTRICT | FC-#278-18

80% SCHEMATIC DESIGN 18
MARCH 2022

STEM Education Center

Measure O New School

Project Description

A state-of-the-art public STEM Education Center is proposed for the premises of the world-class public research university, University of California, Riverside (UCR). This project is currently in the CEQA process. The proposed high school will accommodate up to 1,200 students at any given time and will focus on “STEM” subjects, such as: computer science, environmental/ agricultural science, biomedical/allied health, and engineering & advanced manufacturing.

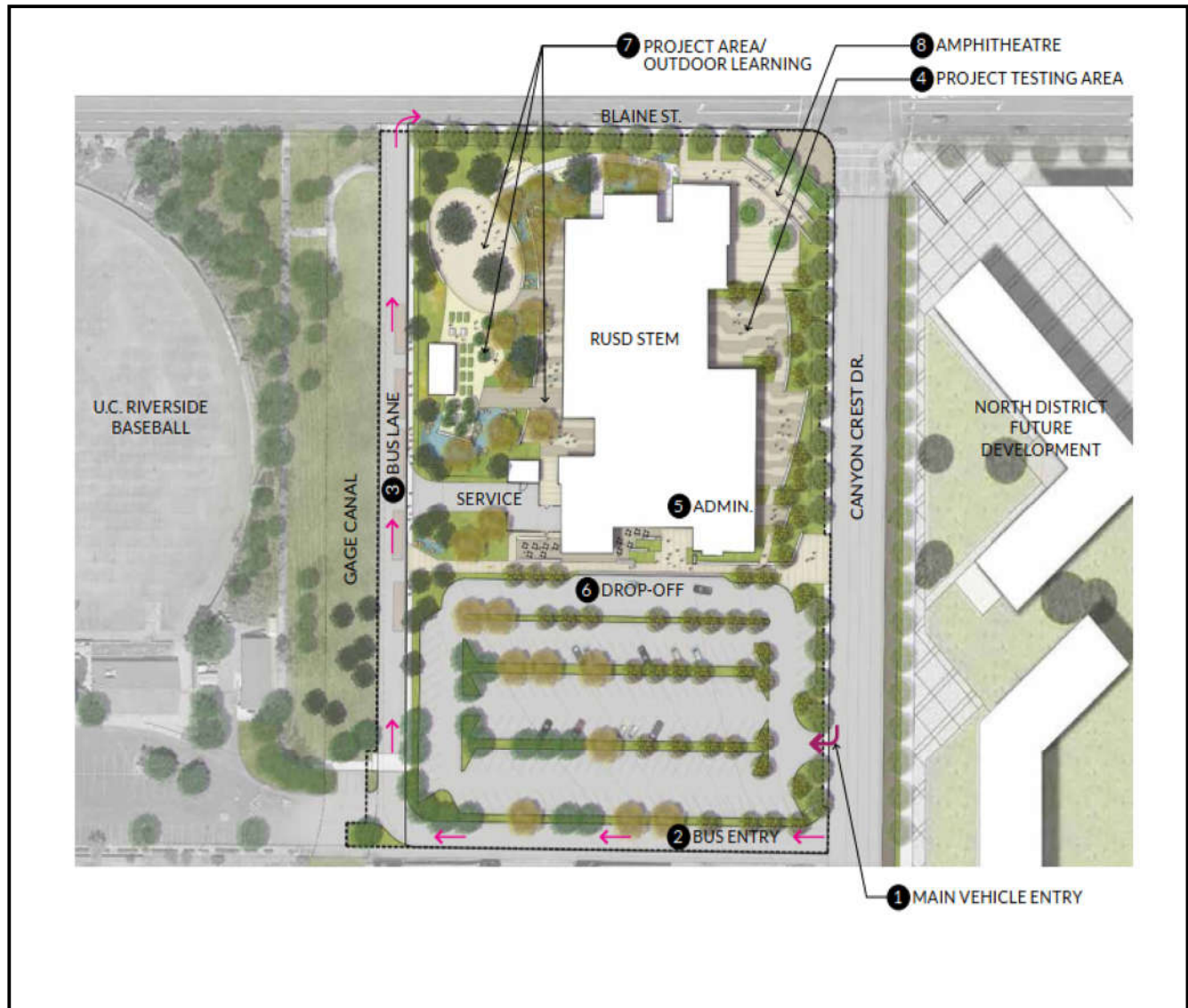
Group:	New School
Architect:	Ruhnau Clarke Architects
DSA Submittal:	Pending
Project Budget:	\$2.8 Million

Project Status

- ✓ On March 18, 2024, The University of California, Riverside (UCR) released the Draft Environmental Impact Report (DEIR) for public review through May 2, 2024.
- ✓ DEIR, Ground Lease, and Options agreements will be considered by the University of California Board of Regents at a future meeting. If approved, the DEIR and agreements will be subsequently brought to the RUSD Board of Trustees for consideration.

STEM Education Center

Site Plan



Fremont Elementary School

Measure O Campus Improvements

Project Description

Fremont Elementary School is one of the oldest schools in the District, built in 1917. Under Measure O, the project includes a new two-story building with six (6) general classrooms and six (6) kindergarten classrooms with interior restrooms, new play equipment and surfacing, landscape, elevator, covered walkway, exterior restrooms and storage. Site work includes removal of four portables and demo existing building J, new kindergarten play yard, hard court play yard area, turf, ADA upgrades, new visitor parking lot with fifteen (15) regular and two (2) ADA accessible parking stalls, grading, re-stripe and slurry existing parking lot, and domestic water, sewer, storm drain, gas, electrical power upgrades. Existing classroom buildings and administration updates include exterior improvements and roofing, reconfigure administration and interior and exterior paint.

New Marquee Sign is an additional scope for the purchase and installation of a new digital, wall-mounted marquee at the front of the school.

Project Group:	Group C
Architect:	Ruhnau Clarke Architects
Construction:	Completed - September 2022
Project Budget:	\$18,672,952 (including new marquee sign)
Percentage Complete:	100%

New Marquee Sign Project Status

- ✓ The project was approved by the Division of State Architect (DSA) on October 19, 2024.
- ✓ The construction start date was on April 15, 2025.
- ✓ The construction completion was June 2025
- ✓ This marquee sign project is now complete.

Fremont Elementary School

Construction Progress Pictures



Marquee Sign



Marquee Sign

School Funding Program Glossary of Acronyms

General Obligation Bonds (G.O. Bonds) – Fund 21: Measure 0 is a voter approved bond measure within the boundaries of the District. It represents a maximum tax of \$60 per \$100,000 of assessed property value.

Community Facilities District Bonds (CFDs): The Mello-Roos Community Facilities Act provides an alternative method for public agencies to fund facilities. The Community Facilities District ("CFD") is a financing entity through which a local government is authorized to levy special property taxes to pay debt service on bonds or to pay for the direct construction of facilities. CFD revenue is restricted to the funding of additional capacity (e.g. New Construction).

Developer Fees – Fund 25: School districts have the ability to impose impact fees from new residential development and commercial/industrial development for the construction or reconstruction of school facilities. Developer fees are collected at the time a building permit is issued and are restricted to the funding of additional capacity (e.g. New Construction).

Redevelopment Agency Revenue (RDA – Fund 06): California redevelopment law allows school districts to share property tax increment income via pass-through agreements with local redevelopment agencies. State law eliminated redevelopment agencies as of February 1, 2012; however, local educational agency's pass-through entitlements remain. Redevelopment revenue is received annually and can be used to fund modernization and/or new construction projects.

State School Facility Program Grants (SFP) - Fund 35: The SFP provides grants for school districts to acquire school sites, construct new school facilities, or modernize existing school facilities. The two major funding types available are "new construction" and "modernization". The new construction grant provides funding on a 50/50 State and local match basis. The modernization grant provides funding on a 60/40 basis.

California Clean Energy Jobs Act (Proposition 39): Prop. 39 is an energy efficiency grant program that provides funding for eligible repairs to heating, ventilation, and air-conditioning (HVAC) systems; new chillers, boilers and furnaces; new lighting and lighting control systems; Installation of energy-efficient windows, programmable thermostats, and thermal window shades; and on-site clean energy generation, such as solar photovoltaic.

Potential State Grants for Groups A, B & C Projects*

The Riverside Unified School District has been making every effort to augment its Measure O General Obligation Bonds with State grants. To date, the District has received over **\$58.4 million** in modernization and new construction grants from the State. However, the receipt of potential future State grants is predicated on: 1) the Governor agreeing to issue State School Bonds, 2) the District meeting the State's project eligibility requirements, and 3) the State School Facilities Program ("SFP") having funding to allocate.

No.	School Project Name	OPSC Application Number	OPSC Eligible Grant Amount	OPSC Grants Received to Date	OPSC Potential Grants Pending
STATE SCHOOL FACILITY PROGRAM GRANTS RECEIVED TO DATE					
1	Andrew Jackson Elementary New Construction	50/67215-00-037	\$3,621,853.00	\$3,621,853.00	\$0.00
2	Arlington High School Modernization	57/67215-00-049	1,605,502.00	1,605,502.00	0.00
3	Arlington High School New Construction	50/67215-00-041	4,323,601.00	4,323,601.00	0.00
4	Castle View Elementary - Portables	50/67215-00-028	341,891.00	341,891.00	0.00
5	Emerson Elementary - 2 Portable Replacement	50/67215-00-030	279,202.00	279,202.00	0.00
6	Fremont Elementary Modernization	57/67215-00-043	2,145,092.00	2,145,092.00	0.00
7	Harrison Elementary Modernization	57/67215-00-037	1,748,156.00	1,748,156.00	0.00
8	Harrison Elementary School - Modernization	50/67215-00-031	2,218,572.00	2,218,572.00	0.00
9	Henry W. Longfellow Elementary Modernization	57/67215-00-047	2,316,551.00	2,316,551.00	0.00
10	Highgrove Elementary Modernization	57/67215-00-036	2,218,515.00	2,218,515.00	0.00
11	Highgrove Elementary New Construction	50/67215-00-033	6,153,752.00	6,153,752.00	0.00
12	Jefferson Elementary Modernization	50/67215-00-032	2,935,279.00	2,935,279.00	0.00
13	Jefferson ES - Portables	50/67215-00-027	341,891.00	341,891.00	0.00
14	John Adams Elementary Modernization	57/67215-00-044	1,161,482.00	1,161,482.00	0.00
15	John Adams Elementary New Construction	50/67215-00-036	2,931,130.00	2,931,130.00	0.00
16	Kennedy ES - 2 Portable Replacement	50/67215-00-029	167,521.00	167,521.00	0.00
17	Louisa May Alcott Elementary Modernization	57/67215-00-046	1,293,306.00	1,293,306.00	0.00
18	Madison Elementary Modernization	57/67215-00-040	1,249,565.00	1,249,565.00	0.00
19	Madison Elementary New Construction	50-67215-00-034	3,814,130.00	3,814,130.00	0.00
20	Magnolia Elementary Modernization	57/67215-00-042	679,394.00	679,394.00	0.00
21	Magnolia Elementary New Construction	50/67215-00-035	3,947,211.00	3,947,211.00	0.00
22	Monroe Elementary New Construction	50/67215-00-040	3,395,083.00	3,395,083.00	0.00
23	Monroe Elementary Modernization	57/67215-00-048	1,193,111.00	1,193,111.00	0.00
24	MLK HS - Wrestling	50/67215-00-039	651,593.00	651,593.00	0.00
25	Poly HS Chiller Modernization	57/67215-00-035	3,216,514.00	3,216,514.00	0.00
26	Riverside STEAM Academy	50/67215-00-026	497,281.00	497,281.00	0.00
27	University Middle New Construction	50/67215-00-038	3,424,137.00	3,424,137.00	0.00
28	University Middle Modernization	57/67215-00-045	562,356.00	562,356.00	0.00
COMBINED STATE FUNDING AMOUNTS RECEIVED:			\$58,433,671.00	\$58,433,671.00	\$0.00
PENDING STATE SCHOOL FACILITY PROGRAM GRANTS FROM PROP. 2 & FUTURE STATE SCHOOL BONDS					
29	Andrew Jackson Elementary Modernization	57/67215-00-053	\$5,678,847.00	\$0.00	\$5,678,847.00
30	North High School New Construction	50/67215-00-045	5,420,683.00	0.00	5,420,683.00
31	Sierra Middle Modernization	57/67215-00-050	5,044,613.00	0.00	5,044,613.00
32	Fremont Elementary New Construction	50/67215-00-043	3,809,272.00	0.00	3,809,272.00
33	Jefferson Elementary New Construction	57/67215-00-051	5,648,844.00	0.00	5,648,844.00
34	Casa Blanca Elementary New Construction	50/67215-00-047	17,974,827.00	0.00	17,974,827.00
35	Henry W. Longfellow Elementary New Construction	50/67215-00-044	6,185,370.00	0.00	6,185,370.00
36	Louisa May Alcott Elementary New Construction	50/67215-00-042	3,792,255.00	0.00	3,792,255.00
37	Adult Ed/Project Team	50/67215-00-046	4,362,591.00	0.00	4,362,591.00
COMBINED POTENTIAL FUTRURE STATE FUNDING AMOUNTS:			\$57,917,302.00	\$0.00	\$57,917,302.00
COMBINED RECEIVED & POTENTIAL FUTURE STATE GRANTS:			\$116,350,973.00	\$58,433,671.00	\$57,917,302.00

* Information is provided by the District State consultant

Measure O Cumulative Project Expenditures

From
Inception to October 31, 2025



MEASURE O PROJECT COMMITMENTS AND EXPENDITURES

No.	DISTRICT PROJECT NAME	ESTIMATED PROJECT BUDGET *	MEASURE O CUMULATIVE COMMITMENTS	MEASURE O EXPENDITURES UP TO 8/14/2025 ¹	EXPENDITURES FROM 8/15/2025 TO 10/31/2025 ²	MEASURE O CUMULATIVE EXPENDITURES	REMAINING MEASURE O COMMITMENTS	CURRENT PROJECT STATUS
	A	B	C	D	E	F (D + E)	D (C + F)	

GROUP A PROJECTS								
1	Harrison Elementary School	\$11,135,012.68	\$7,932,745.96	(\$7,932,745.96)	\$0.00	(\$7,932,745.96)	\$0.00	Completed/April 2021
2	Highgrove Elementary School	23,803,690.03	18,514,789.68	(18,514,789.68)	0.00	(18,514,789.68)	0.00	Completed/August 2020
3	Jefferson Elementary School	17,981,000.58	16,537,721.24	(16,537,721.24)	0.00	(16,537,721.24)	0.00	Completed/April 2021
4	Madison Elementary School	17,495,989.06	17,490,854.98	(17,490,854.98)	0.00	(17,490,854.98)	0.00	Completed/June 2021
5	Sierra Middle School	<u>8,733,530.13</u>	<u>8,733,530.13</u>	<u>(8,733,530.13)</u>	0.00	<u>(8,733,530.13)</u>	<u>0.00</u>	Completed/November 2019
GROUP A PROJECT TOTALS:		\$79,149,222.48	\$69,209,641.99	(\$69,209,641.99)	\$0.00	(\$69,209,641.99)	\$0.00	

GROUP B PROJECTS								
6	Alcott Elementary School	\$21,140,669.39	\$16,309,976.22	(\$16,309,976.22)	\$0.00	(\$16,309,976.22)	\$0.00	Completed
7	Jackson Elementary School	22,002,242.98	19,483,358.37	(19,483,358.37)	0.00	(19,483,358.37)	0.00	Completed/March 2022
8	Monroe Elementary School	22,522,562.79	21,165,538.70	(21,129,038.70)	0.00	(21,129,038.70)	36,500.00	Final Closeout
9	Sunshine Early Childhood Center	10,288,725.31	5,092,993.94	(5,092,993.94)	0.00	(5,092,993.94)	0.00	Completed/December 2021
10	Riverside Polytech High School	<u>24,376,004.46</u>	<u>23,394,324.52</u>	<u>(23,394,324.52)</u>	<u>0.00</u>	<u>(23,394,324.52)</u>	<u>0.00</u>	Completed/May 2022
GROUP B PROJECT TOTALS:		\$100,330,204.93	\$85,446,191.75	(\$85,409,691.75)	\$0.00	(\$85,409,691.75)	\$36,500.00	

GROUP C PROJECTS								
11	Adams Elementary School	\$11,147,907.39	\$10,700,795.63	(\$10,700,795.63)	\$0.00	(\$10,700,795.63)	\$0.00	Completed/November 2021
12	Fremont Elementary School	17,513,174.65	15,423,159.52	(15,349,452.35)	0.00	(15,349,452.35)	73,707.17	Final Closeout
13	Longfellow Elementary School	23,935,190.43	18,532,644.11	(18,532,644.11)	0.00	(18,532,644.11)	0.00	Completed
14	Magnolia Elementary School	10,284,790.19	10,279,983.31	(10,279,983.31)	0.00	(10,279,983.31)	0.00	Completed/November 2021
15	University Middle School	14,349,504.44	6,638,707.16	(6,638,707.16)	0.00	(6,638,707.16)	0.00	Completed/December 2023
16	Arlington High School	<u>26,775,916.87</u>	<u>26,775,916.87</u>	<u>(26,675,365.35)</u>	<u>(57,838.08)</u>	<u>(26,733,203.43)</u>	<u>42,713.44</u>	Final Closeout
GROUP C PROJECT TOTALS:		\$104,006,483.97	\$88,351,206.60	(\$88,176,947.91)	(\$57,838.08)	(\$88,234,785.99)	\$116,420.61	

* Reflects the entire estimated budget for the project. Some projects may be multi-funded from various District Capital Facility Funding Sources.

¹ Expenditures reflected in last CBOC Report dated September 17, 2025. Financial period ended on August 14, 2025.

² Expenditures related to Measure O from August 15, 2025 to October 31, 2025.

MEASURE O PROJECT COMMITMENTS AND EXPENDITURES

No.	DISTRICT PROJECT NAME	ESTIMATED PROJECT BUDGET *	MEASURE O CUMULATIVE COMMITMENTS	MEASURE O EXPENDITURES UP TO 8/14/2025 ¹	EXPENDITURES FROM 8/15/2025 TO 10/31/2025 ²	MEASURE O CUMULATIVE EXPENDITURES	REMAINING MEASURE O COMMITMENTS	CURRENT PROJECT STATUS
A	B	C	D	E	F (D + E)	D (C + F)		

Groups D, E, F, & H and Expanded Projects								
17	Bryant Elementary School	\$161.01	\$161.01	(\$161.01)	\$0.00	(\$161.01)	\$0.00	Dormant
18	Highgrove II Neighborhood School	5,275,416.32	4,145,349.14	(4,145,349.14)	0.00	(4,145,349.14)	0.00	Planning
19	Franklin Elementary School	47,103.04	47,103.04	(47,103.04)	0.00	(47,103.04)	0.00	Dormant
20	King High School	891,610.79	891,610.79	(891,610.79)	0.00	(891,610.79)	0.00	Dormant
21	Mt. View Elementary School	13,302.50	13,302.50	(13,302.50)	0.00	(13,302.50)	0.00	Dormant
22	North High School	61,500,000.00	34,497,444.19	(27,844,660.35)	(1,494,738.60)	(29,339,398.95)	5,158,045.24	In Construction
23	Pachappa Elementary School	11,450.00	11,450.00	(11,450.00)	0.00	(11,450.00)	0.00	Dormant
24	Taft Elementary School	31,893.06	31,893.06	(31,893.06)	0.00	(31,893.06)	0.00	Dormant
25	Washington Elementary School	23,939.85	23,939.85	(23,939.85)	0.00	(23,939.85)	0.00	Dormant
26	Woodcrest Elementary School	20,170.63	20,170.63	(20,170.63)	0.00	(20,170.63)	0.00	Dormant
27	Earhart Middle School	12,350.00	12,350.00	(12,350.00)	0.00	(12,350.00)	0.00	Dormant
28	Ramona High School	21,250.00	21,250.00	(21,250.00)	0.00	(21,250.00)	0.00	Dormant
29	STEM Education Center	2,858,241.55	2,023,109.22	(1,515,981.04)	(1,456.00)	(1,517,437.04)	505,672.18	Planning
30	Casa Blanca Neighborhood School ³	91,722,929.13	68,024,365.26	(63,908,748.89)	(718,648.48)	(64,627,397.37)	3,396,967.89	In Construction
31	Ofelia Valdez-Yeager Eastside Elementary School ³	118,250,000.00	11,309,509.95	(8,028,613.16)	(700,098.57)	(8,728,711.73)	2,580,798.22	Planning
32	STEM Academy	9,952.47	9,952.47	(9,952.47)	0.00	(9,952.47)	0.00	Dormant
33	Facilities Projects (Program Costs)	<u>5,195,469.66</u>	<u>4,781,766.67</u>	<u>(4,587,441.67)</u>	<u>(225.50)</u>	<u>(4,587,667.17)</u>	<u>194,099.50</u>	Planning
GROUPS D, E, F, & H & EXPANDED:		\$285,885,240.01	\$125,864,727.78	(\$111,113,977.60)	(\$2,915,167.15)	(\$114,029,144.75)	\$11,835,583.03	

MEASURE O PROJECT TOTALS:	<u>\$569,371,151.39</u>	<u>\$368,871,768.12</u>	<u>(\$353,910,259.25)</u>	<u>(\$2,973,005.23)</u>	<u>(\$356,883,264.48)</u>	<u>\$11,988,503.64</u>
----------------------------------	--------------------------------	--------------------------------	----------------------------------	--------------------------------	----------------------------------	-------------------------------

* Reflects the entire estimated budget for the project. Some projects may be multi-funded from various District Capital Facility Funding Sources.

¹ Expenditures reflected in last CBOC Report dated September 17, 2025. Financial period ended on August 14, 2025.

² Expenditures related to Measure O from August 15, 2025 to October 31, 2025.

³ The above budgets reflect estimated construction costs including site acquisition costs.

Measure O Detailed Expenditure Backup

from *Keystone Solutions*
August 15, 2025 to October 31, 2025



**Measure O GROUP A
Expenditure Backup**
(No Expenditures to Report)



**Measure O GROUP B
Expenditure Backup**
(No Expenditures to Report)



Measure O GROUP C Expenditure Backup



Measure O - Group C Expenditures Backup from 8/15/2025 to 10/31/2025

Project Groups: Group C - Group C

Project: 310-9776 - Arlington High School - Modernization (57/67215-00-049)		
Vendor	Expenditure	Description
ACC & Engineering LLC	(\$45,435.28)	Engineering & Design
Ruhnau Clarke Architects	(\$7,002.80)	Architect Fees
Southland Inspections, Inc.	(\$8,400.00)	Inspector of Record
TGR Geotechnical, Inc.	\$3,000.00	Lab of Record
Project Total:	(\$57,838.08)	310-9776 - Arlington High School - Modernization (57/67215-00-049)
Grand Total:	(\$57,838.08)	Riverside Unified School District

**Measure O ALL OTHER
Project Groups
Expenditure Backup**



Measure O - Group D, E & NEW SCHOOL Projects Expenditures Backup from 8/15/2025 to 10/31/2025

Project Groups: District-Wide - District-Wide Projects, Expanded Projects - Expanded Projects, Group D and E - Group D and E, Group F - Group F, Group G - Group G, Measure O - Measure O Projects

Project: 330-9772 - North High School - New Construction		
Vendor	Expenditure	Description
Amazon.com LLC	(\$484.82)	Other Costs
California Department Of Ed	(\$24,013.23)	Plan Check Fees
Gafcon, Inc.	(\$8,283.51)	Labor Relations
Leighton Consulting, Inc	(\$2,147.50)	Geotechnical Inspection
MTN Engineering	(\$2,767.50)	Construction
Real Volleyball, LLC	(\$1,692.94)	Athletic Equipment
SWPPP CAL	(\$13,000.00)	Other Construction Costs/Stormwater Management
Southland Inspections, Inc.	(\$35,700.00)	Inspector of Record
Project Total:	(\$88,089.50)	330-9772 - North High School - New Construction
Project: 330-9776 - North High School - Modernization		
Vendor	Expenditure	Description
All Star Air Systems Inc	(\$338,494.18)	Construction Costs - HVAC
Burgess Moving And Storage Company	(\$3,200.00)	Moving Costs
Courtney Inc.	\$27,238.61	Roofing Costs
D&M Painting, Inc.	(\$11,235.10)	Construction Costs - Painting
Daniel's Electrical Construction	(\$697,732.30)	Construction Costs - Electrical
Inland Empire Landscape, Inc.	\$9,367.87	Construction Costs - Landscaping
J.G. Tate Fire Protection Systems, Inc.	\$3,344.95	Fire Protection
JCE Equipment Inc	(\$30,784.37)	Paving
JPI Development Group, Inc.	(\$19,300.00)	Construction Costs - Plumbing
K & Z Cabinet Co., Inc.	(\$217,893.48)	Construction Costs - Casework
McKernan Inc.	(\$4,010.30)	Construction Costs - Doors/Glazing
Preferred Ceilings, Inc.	(\$52,746.32)	Construction Costs
Progressive Surface Solutions, LLC	(\$202,590.27)	Construction Contractor - Floor Coverings
Schroeder Iron Corporation	\$100,135.35	Construction Costs
Sierra Lathing Company, Inc.	\$48,995.78	Construction Costs

Measure O - Group D, E & NEW SCHOOL Projects Expenditures Backup from 8/15/2025 to 10/31/2025

Project Groups: District-Wide - District-Wide Projects, Expanded Projects - Expanded Projects, Group D and E - Group D and E, Group F - Group F, Group G - Group G, Measure O - Measure O Projects

Project: 330-9776 - North High School - Modernization		
Vendor	Expenditure	Description
TGR Geotechnical, Inc.	(\$17,745.34)	Lab of Record
Project Total:	(\$1,406,649.10)	330-9776 - North High School - Modernization
Project: 360-9772 - STEM Education Center		
Vendor	Expenditure	Description
UCR Regents	(\$1,456.00)	Environmental/GEQA
Project Total:	(\$1,456.00)	360-9772 - STEM Education Center
Project: 612-0000 - Facilities Projects - Undistributed		
Vendor	Expenditure	Description
Best, Best, & Krieger, Llp	(\$128.00)	Legal Fees
Tao Rossini, A Professional Corporation	(\$97.50)	Legal Consulting Services
Project Total:	(\$225.50)	612-0000 - Facilities Projects - Undistributed
Project: 721-9772 - Casa Blanca - New Construction		
Vendor	Expenditure	Description
Anderson Charnesky Structural Steel, Inc.	(\$68,936.00)	General Contractor
Apex Fire Protection, Inc.	\$11,489.87	Construction Costs - Fire Sprinklers
Best Contracting Services	\$22,610.85	Construction Costs - Roofing
Caston, Inc.	\$66,583.51	Construction Costs - Plaster
Culver-Newlin Incorporated	(\$391,835.74)	Furniture & Equipment
Donald M. Hoover Company	\$19,563.00	Construction Costs
Econo Fence Inc	(\$21,580.11)	Rentals, Leases & Repairs
Elite Glass Enterprise, Inc.	\$4,242.87	Glass Manufacturer
Elljay Acoustics, Inc.	(\$17,352.59)	Construction Costs
Empyrean Plumbing, Inc.	(\$78,448.80)	Construction Costs - Plumbing
Go Architects, Inc.	(\$98,281.12)	Architects Fees
Home Depot	(\$4,516.77)	Building Supplies

Measure O - Group D, E & NEW SCHOOL Projects Expenditures Backup from 8/15/2025 to 10/31/2025

Project Groups: District-Wide - District-Wide Projects, Expanded Projects - Expanded Projects, Group D and E - Group D and E, Group F - Group F, Group G - Group G, Measure O - Measure O Projects

Project: 721-9772 - Casa Blanca - New Construction		
Vendor	Expenditure	Description
Hospitality Consulting Group	\$24,310.55	Market Analysis Consulting
Infinity Structures, Inc.	\$253,444.25	Construction Costs - Rough Carpentry
Inland Pacific Tile, Inc.	\$1,441.70	Construction Costs - Flooring
Ironclad General Engineering, Inc.	\$27,840.95	Construction
K & Z Cabinet Co., Inc.	\$13,538.31	Construction Costs - Casework
KI, Pallas Textiles, OEI	(\$176,823.19)	Furniture and Equipment
Letner Roofing Co.	\$50,623.90	Construction Costs - Roofing
MTN Engineering	(\$5,175.00)	Construction
McKernan Inc.	\$52,596.30	Construction Costs - Doors/Glazing
Montgomery Hardware Company	(\$1,957.50)	Construction Costs
Pringle Group	(\$31,160.00)	Construction
RVH Constructors, Inc.	\$19,488.38	Construction Costs - General Construction
Riverside Unified School District	(\$300.00)	Project Planning
SWPPP CAL	(\$2,325.00)	Other Construction Costs/Stormwater Management
Simco Mechanical, Inc.	(\$24.85)	Construction Costs - HVAC
Tilden-Coil Constructors	(\$84,439.00)	Construction Management
Urban Habitat	\$70,455.52	Landscape
Valley Industrial Mechanical	\$58,487.60	Construction Costs - Plumbing
W.D. Gott Construction Co.	(\$446,536.72)	Construction
Western Painting And Wallcovering, Inc.	\$14,326.35	Painting Service
Project Total:	(\$718,648.48)	721-9772 - Casa Blanca - New Construction
Project: 722-9772 - Ofelia Valdez-Yeager Eastside - New Construction		
Vendor	Expenditure	Description
Doris Perez Interpreting	(\$300.00)	Language Service Provider
Epic Engineers	(\$240.88)	Engineering Costs
Epic Land Solutions	(\$227.50)	Landscaping Costs

Measure O - Group D, E & NEW SCHOOL Projects Expenditures Backup from 8/15/2025 to 10/31/2025

Project Groups: District-Wide - District-Wide Projects, Expanded Projects - Expanded Projects, Group D and E - Group D and E, Group F - Group F, Group G - Group G, Measure O - Measure O Projects

Project: 722-9772 - Ofelia Valdez-Yeager Eastside - New Construction		
Vendor	Expenditure	Description
Gafcon, Inc.	(\$4,876.00)	Labor Relations
PBK Architects, Inc.	(\$364.78)	Architect Fees
Riverside, City Of	(\$4,041.68)	Permits & Fees
Statewide Educational Wrap-up Program (SEWUP)	(\$515,670.37)	Insurance
Telecom Law Firm	(\$351.00)	Legal Services
The Gas Company	(\$113,572.36)	Utility Costs
Tilden-Coil Constructors	(\$60,454.00)	Construction Management
Project Total:	(\$700,098.57)	722-9772 - Ofelia Valdez-Yeager Eastside - New Construction
Grand Total:	(\$2,915,167.15)	Riverside Unified School District