

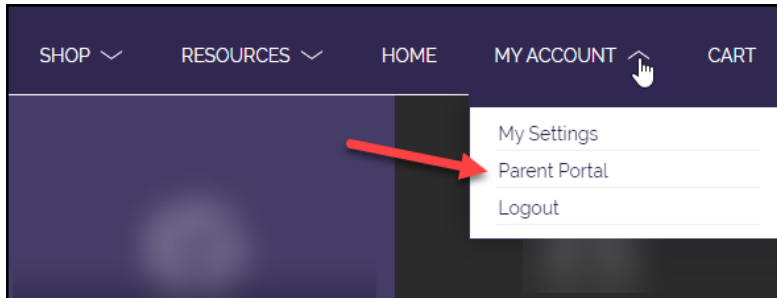
Brighton 27J

Pulling Tax Statements in the Parent Portal

27J SCHOOLS

Access your current or previous year's tax statements by visiting: <https://Brighton27J.RevTrak.net>

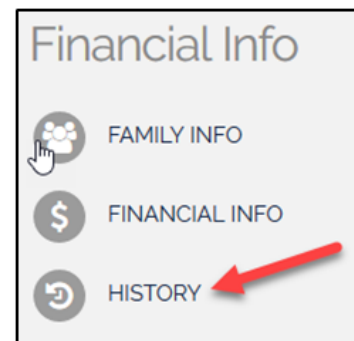
Login to Existing RevTrak Account



- ◆ **Login** using your Email Address and Password
- ◆ Select **My Account*** from the top navigation bar.
- ◆ Select the **Parent Portal**.

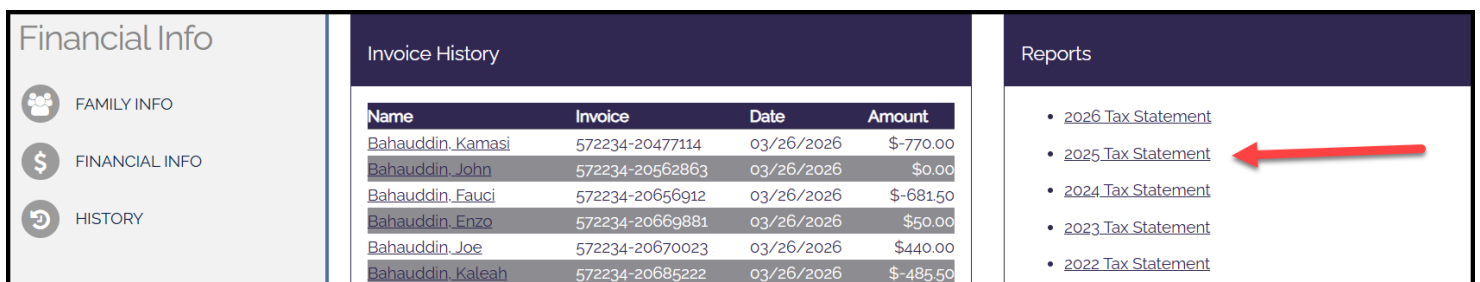
*NOTE: When using a mobile device, select the  icon to access the **Parent Portal** link in the drop-down.

- ◆ Select **HISTORY** from the left-hand menu to access all past invoices and tax statements available within your account.



Select the Desired Year's Tax Statement

- ◆ Click on the link for the tax statement you wish to view/print. For your convenience, this statement can be accessed at any time. This statement will list all payments for the members of your account in one statement.



Name	Invoice	Date	Amount
Bahauddin_Kamasi	572234-20477114	03/26/2026	\$-770.00
Bahauddin_John	572234-20562863	03/26/2026	\$0.00
Bahauddin_Fauci	572234-20656912	03/26/2026	\$-681.50
Bahauddin_Enzo	572234-20669881	03/26/2026	\$50.00
Bahauddin_Joe	572234-20670023	03/26/2026	\$440.00
Bahauddin_Kaleah	572234-20685222	03/26/2026	\$-485.50