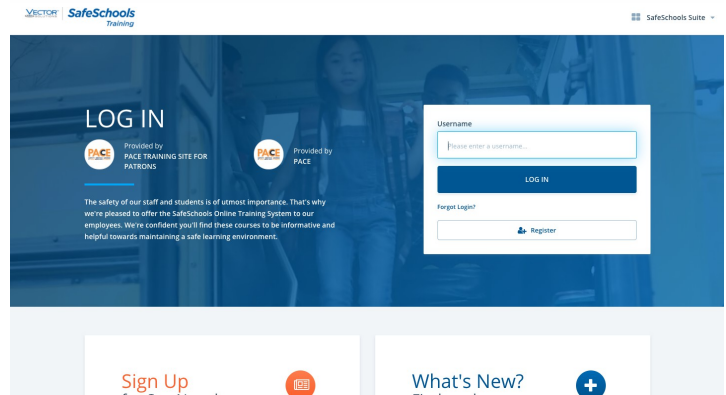


This tool is to assist you in logging in to the Online Training website for the SB 155 Training. Please remember to PRINT YOUR CERTIFICATE and send it to Malcolm Jackson [mjackson1@tsd.k12.or.us](mailto:mjackson1@tsd.k12.or.us) at the conclusion of your training.

**Step I:** Go to the website at <https://pacetraining-or.safeschools.com/login>

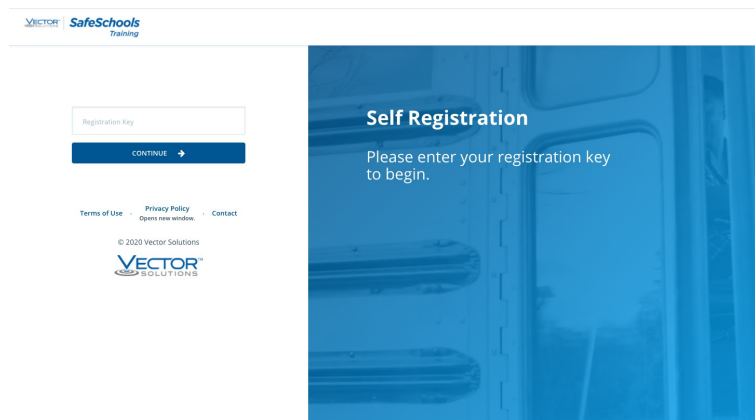


and click **Register**.

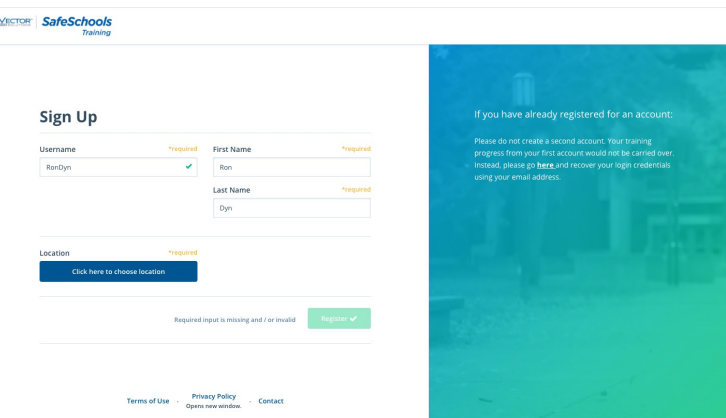


**Step II:** Enter the Registration Key related to your role and click continue:

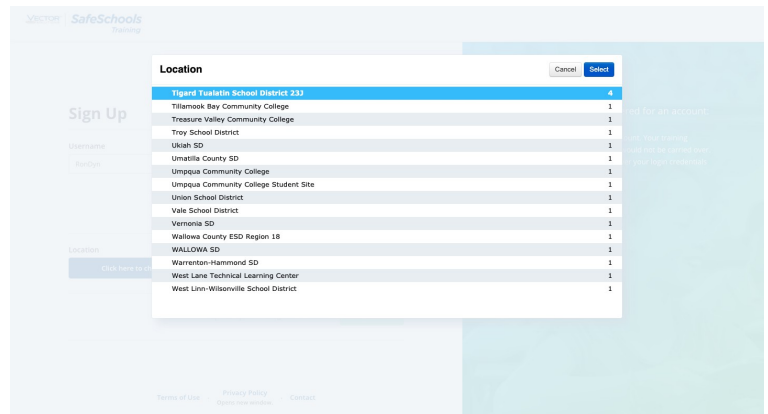
- Contractor: **53ae6612**
- Volunteer: **093efff6**



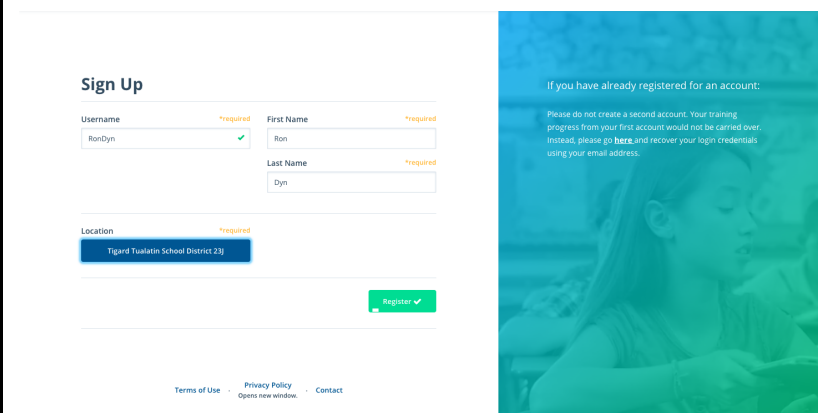
**Step III:** Fill in Username, First Name, and Last Name



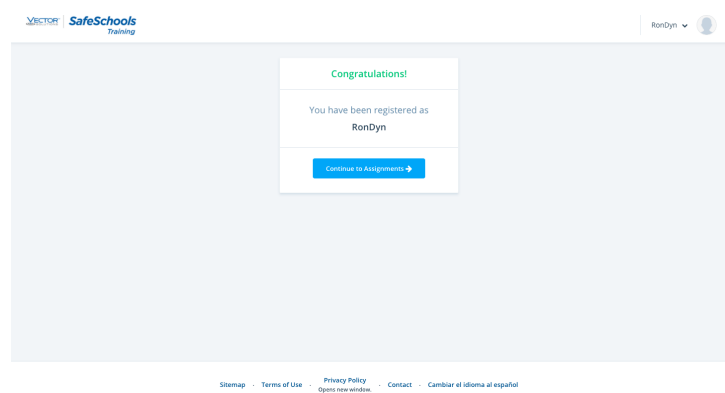
**Step IV:** Select Location (Tigard-Tualatin School District 23J)



**Step V:** Once complete, click *Register*.

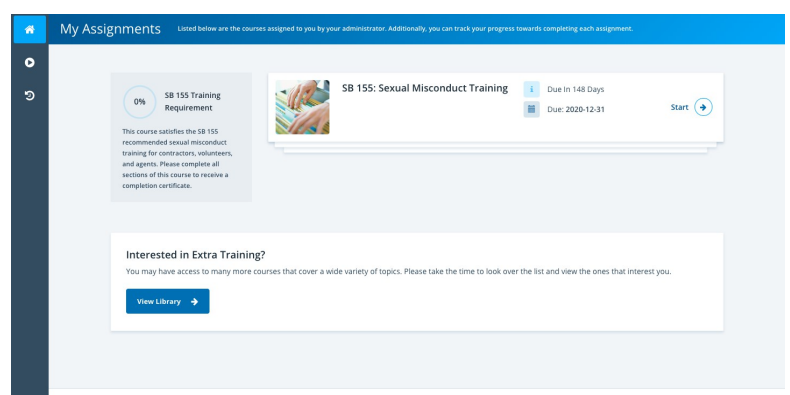


**Step VI:** Once you receive acknowledgement of registration, click. Click on *View Library*, click on *Policy* select *SB 155 Sexual Misconduct Training*.

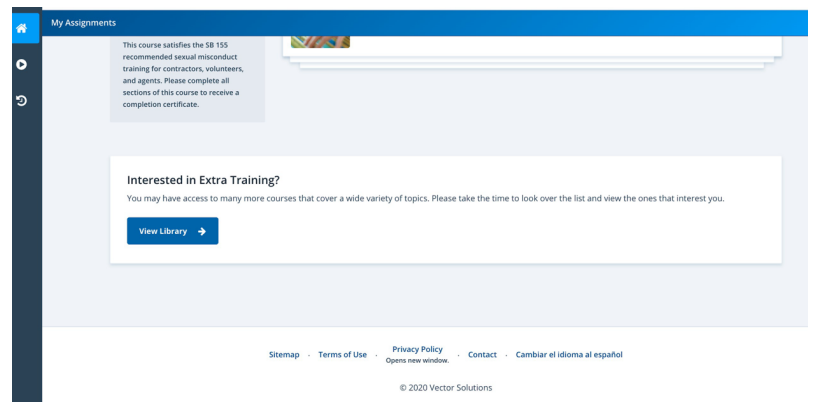


**Step VII:** Click Start to go to the main page for your SB 155 Training.

Contact Malcolm Jackson [mjackson1@ttsd.k12.or.us](mailto:mjackson1@ttsd.k12.or.us) for any questions.



Step VIII: Changing Language preference  
Scroll to the bottom of the page. Click on  
Change to Spanish Language. This can be  
found on the bottom right hand side of the  
start page.



The screenshot displays a web interface for the SafeSchools SB 155 Training Guide. At the top, a blue header bar contains the text "My Assignments". Below this, a grey box contains the following text: "This course satisfies the SB 155 recommended sexual misconduct training for contractors, volunteers, and agents. Please complete all sections of this course to receive a completion certificate." To the right of this text is a small graphic of a certificate. Below the grey box is a white box with the heading "Interested in Extra Training?" and the text "You may have access to many more courses that cover a wide variety of topics. Please take the time to look over the list and view the ones that interest you." A blue button labeled "View Library" with a right-pointing arrow is positioned below this text. At the bottom of the page, a footer contains the following links: "Sitemap", "Terms of Use", "Privacy Policy" (with a sub-link "Opens new window."), "Contact", and "Cambiar el idioma al español". The copyright notice "© 2020 Vector Solutions" is located at the bottom right of the footer.