



Dear Students, Families, and Caregivers,

The Alexandria City Public Schools (ACPS) team has planned activities for days when in-person instruction may not be possible. Our goal is to support continued learning while saving future days for potential school closures.

The activities give students a chance to practice important academic skills and explore movement, creativity, self-expression, civic engagement, and language development. This packet includes **Learning Board Activities**.

Learning Board Directions: Each activity has one or more content area symbols:



Literacy



Math



Science



Social
Studies



Art and
Music



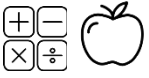














Health and
Wellness
















Complete **five** activities each day.














1. Circle each activity on the Learning Board as you finish it to keep track.
2. Share or review your choices with an adult.
3. Submit your work to your teacher when you return to school.
4. If you are not interested in an activity or don't have the materials, you may choose a different activity from another day on the Learning Board.










For additional activities, check the Family Learning Resources Page included in this packet or visit the ACPS website for more ideas: <https://www.acps.k12.va.us/families/learning-activities-list>

Third Grade School Weather Closure Learning Board

Day 1	<p>See how many times you can hop on your left foot in 1 minute. Then do the same with your right foot. Compare your numbers using $<$, $>$, or $=$. Finally, find the difference.</p> 	<p>With permission, make a healthy snack for you and a friend or family member. Record the recipe to share with your class.</p> 	<p>Draw a new species/animal and label its features and characteristics. What does this animal use its features for? Draw a food chain that includes your animal.</p> 	<p>Choose a book to read. After reading, select a character who has faced a challenge. Write to describe the challenge and how the character responded.</p> 	<p>Work on fitness for 15 minutes or more. Try push-ups, curl-ups, jogging in place, touching your toes, bouncing a ball, or jumping on one foot. Record what you did.</p> 
Day 2	<p>Add up the ages of everyone who lives in your house. What is the total? Is it more or less than 100? By how much?</p> 	<p>Perform at least two acts of kindness for someone today. Write about what you did and how it made you feel.</p> 	<p>Where Can We Find Water? Draw a picture of a river, a lake, a pond, an ocean, groundwater, and a well.</p> 	<p>Be a reporter and write a news article about an event of your choice.</p> 	<p>Self-Portrait: Look in a mirror and draw a self-portrait. Include as much realistic detail as possible.</p> 
Day 3	<p>Pick characters from a story you read. Make a math story problem using addition, subtraction, multiplication, or division with large numbers.</p> 	<p>Go through recipes at home that make you think of a favorite tradition or person. Share that recipe and write about what makes it so special.</p> 	<p>Evaporation in the Water Cycle Draw a picture that shows how clouds form in the sky. Label the steps in your picture.</p> 	<p>Be a book advertiser! Recommend a great book to a friend – and ask someone what book they would recommend. Be sure to explain why!</p> 	<p>With help from an adult, make a healthy snack to enjoy. Talk about what makes it a healthy choice.</p> 

Day 4	<p>Look at the clock at two different times today. Write down the exact time and show what you were doing, either with pictures or words.</p> 	<p>Interview a relative, friend, or neighbor and create a timeline highlighting important events in that person's life.</p> 	<p>Draw a diagram or make a model to show the water cycle. Describe it to an adult using the words energy, heat, evaporation, condensation & precipitation.</p> 	<p>Write a letter to someone you haven't seen in a while. Share what has been going on in your life and ask questions about theirs.</p> 	<p>Take time to stretch. Then work on fitness by jogging in place, doing curl-ups and push-ups, or (with permission from an adult) going on a walk outside.</p> 
Day 5	<p>Pick characters from a story you read. Make a math story problem using addition or subtraction with numbers up to 1,000.</p> 	<p>Write a letter to a friend or family member who lives far away. Write about what makes them special.</p> 	<p>With permission, visit a weather website or read a newspaper and log the current weather. Compare today's weather with predictions for tomorrow.</p> 	<p>Make a cozy "reading spot." Read a book to a stuffed animal and share what feelings you have while reading it.</p> 	<p>Play catch with a parent/guardian or sibling/friend with a balled-up pair of socks for 10 minutes.</p> 
Day 6	<p>Write a book with different multiplication stories and draw pictures for each one.</p> 	<p>Create a kindness calendar. Plan a week's worth of kindness activities. Share your calendar with your teacher.</p> 	<p>Make up a song about simple machines ex.: wedge, wheel, and axel. Perform it for someone.</p> 	<p>Practice reading and re-reading a book in your best storyteller voice. If a parent can record you with their phone, send a video of your reading to a relative or friend!</p> 	<p>Crabwalk forward around your house 3 times. Then crabwalk around your house backward 3 times.</p> 

Day 7	<p>When rounding to the nearest ten:</p> <ul style="list-style-type: none"> • What is the smallest number that rounds to 50? • What is the largest number that rounds to 50? • How many different numbers round to 50? 	<p>Write a paragraph that explains a time when you used a service in your community.</p> 	<p>Create five simple food chains to show what eats what in a natural habitat.</p> <p> →  → </p> <p>In a food chain, the arrows should show the flow of energy from plants to animals.</p> 	<p>Write a poem about your favorite color. Include objects, places, or feelings that remind you of that color.</p> 	<p>Play catch with a parent/guardian or sibling/friend with a balled-up pair of socks for 10 minutes.</p> 
Day 8	<p>When rounding to the nearest hundred:</p> <ul style="list-style-type: none"> • What is the smallest number that rounds to 500? • What is the largest number that rounds to 500? • How many different numbers round to 500? 	<p>List 3 of your needs and 3 of your wants. Write a sentence about one of your needs and one of your wants.</p> 	<p>Draw five animals that can survive outside in weather like the weather we have today. For each animal, list one body feature that helps it survive in this type of weather.</p> 	<p>Select a character from a book who is demonstrating an emotion. How are they feeling? Give at least 2 details from the book that show they are feeling that way.</p> 	<p>Create a dance routine to a song and perform it for someone at home.</p> 

Day 9	<p>Amara has 24 tiles that are 1 × 1 foot. She wants to tile her rectangular bathroom. What are the possible length and width combinations? How do you know?</p> 	<p>Think of a person from history that you admire. Write a description for a holiday in their honor.</p> 	<p>Draw a picture of yourself celebrating something in each of the four seasons. Include a tree in each picture and draw yourself wearing clothing worn during that season.</p> 	<p>Visit PebbleGo on Clever. Read a biography to learn about someone new. Take notes on main ideas and important details about this person.</p> 	<p>Do calf raises while you sing your favorite song.</p> 
Day 10	<p>120 – 75 = _____</p> <p>Fill in the blank with a number or expression to make a true statement. Make as many true statements as you can.</p> 	<p>Draw a map of your home or neighborhood. Include a compass and a key to explain symbols and colors you use.</p> 	<p>Plan & Conduct an experiment to find three <u>food</u> items (spices, flour, salt, sugar, cocoa, etc.) that dissolve in water and three that do not. Record what you did and your findings.</p> 	<p>Visit World Book on Clever. Use the Interactive Map to find a city you have never visited before. Take notes on main ideas and important details about this place.</p> 	<p>Write down four foods from each food group that you eat: FRUIT, VEGETABLE, PROTEIN, DAIRY, & GRAINS.</p> 