

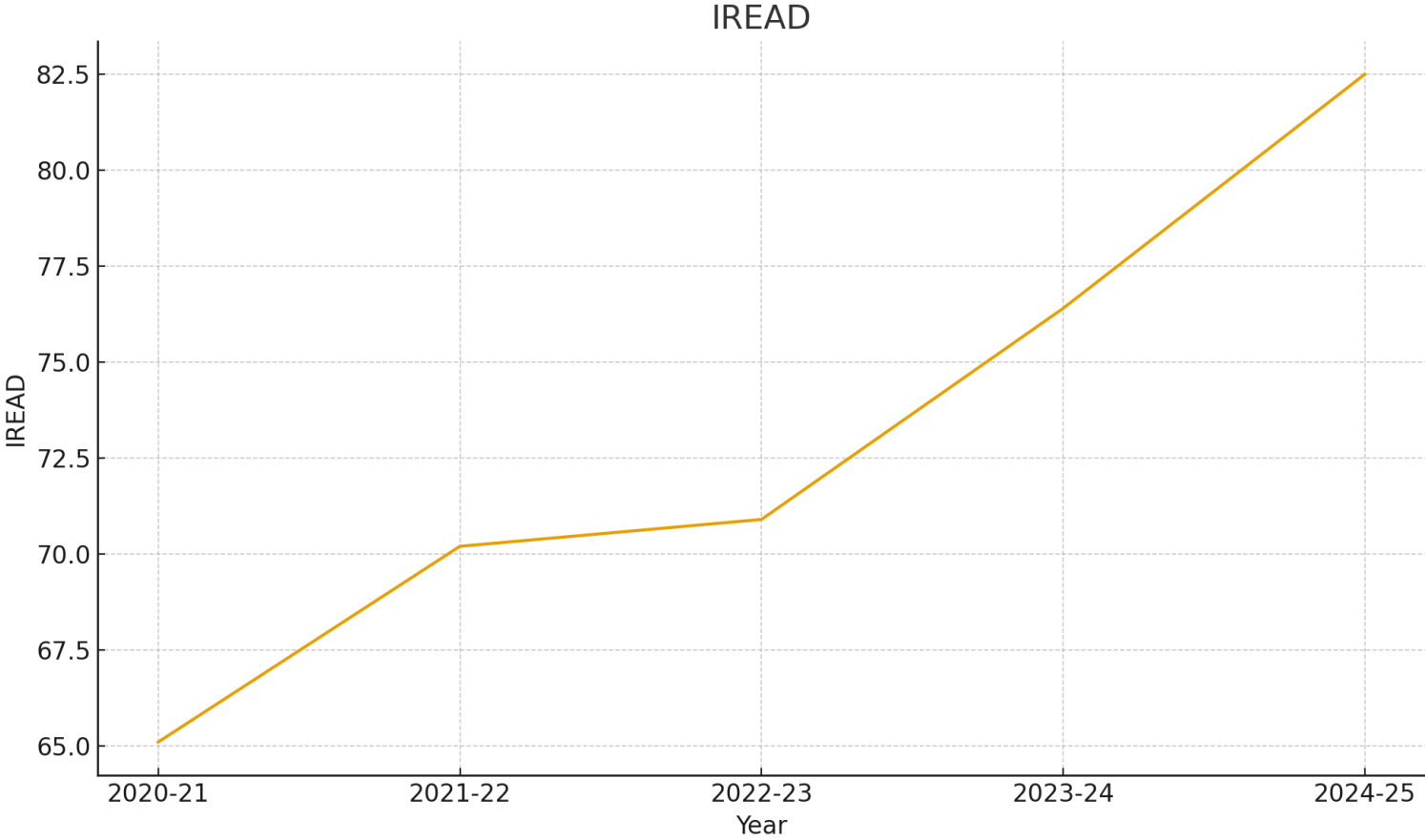
FWCS K–12 Literacy, Culture/Climate, and Schools of Success/3DE Impact

Superintendent Annual Report
Board of School Trustees Presentation
November 24, 2025



We Are Your Schools

IREAD-3 Literacy Trend



K–3 Literacy Highlights

- IREAD-3 proficiency: 82.5% (up from 65.1% in 2020–21).
- +17.4 point gain over four years; +6.13% in most recent year.
- High-growth schools include Levan Scott Academy, Bloomingdale, Indian Village, Fairfield, Brentwood, Irwin, Croninger, Maplewood, Towles, Abbett.
- Study Connection students outperform peers by 5.76 percentage points districtwide.
- Excellence in Early Literacy Award - \$25,000
Levan Scott Academy, Fort Wayne Community Schools

Literacy Improvements


BLACK STUDENTS: 51.3% → 81.6%
(+30.3 POINTS).

MULTIRACIAL STUDENTS: 58.5% → 88.2%
(+29.7 POINTS).

ASIAN, HISPANIC, AND WHITE
STUDENTS ALSO SHOW STEADY GAINS.

ACHIEVEMENT GAPS HAVE NARROWED
SIGNIFICANTLY ACROSS GROUPS.

3DE Overview



Real-world case challenges with business partners.



Builds essential competencies: collaboration, communication, critical thinking, creativity, cultural agility, and self-direction.



Connects classroom learning to future education and career pathways.

3DE Student Impact


96% confident they can be a successful future employee.

98% report clear future education and career goals.

100% of 3DE juniors articulate a point of pride for the year.

Strong gains in entrepreneurial thinking and financial literacy.

3DE Partnership Impact

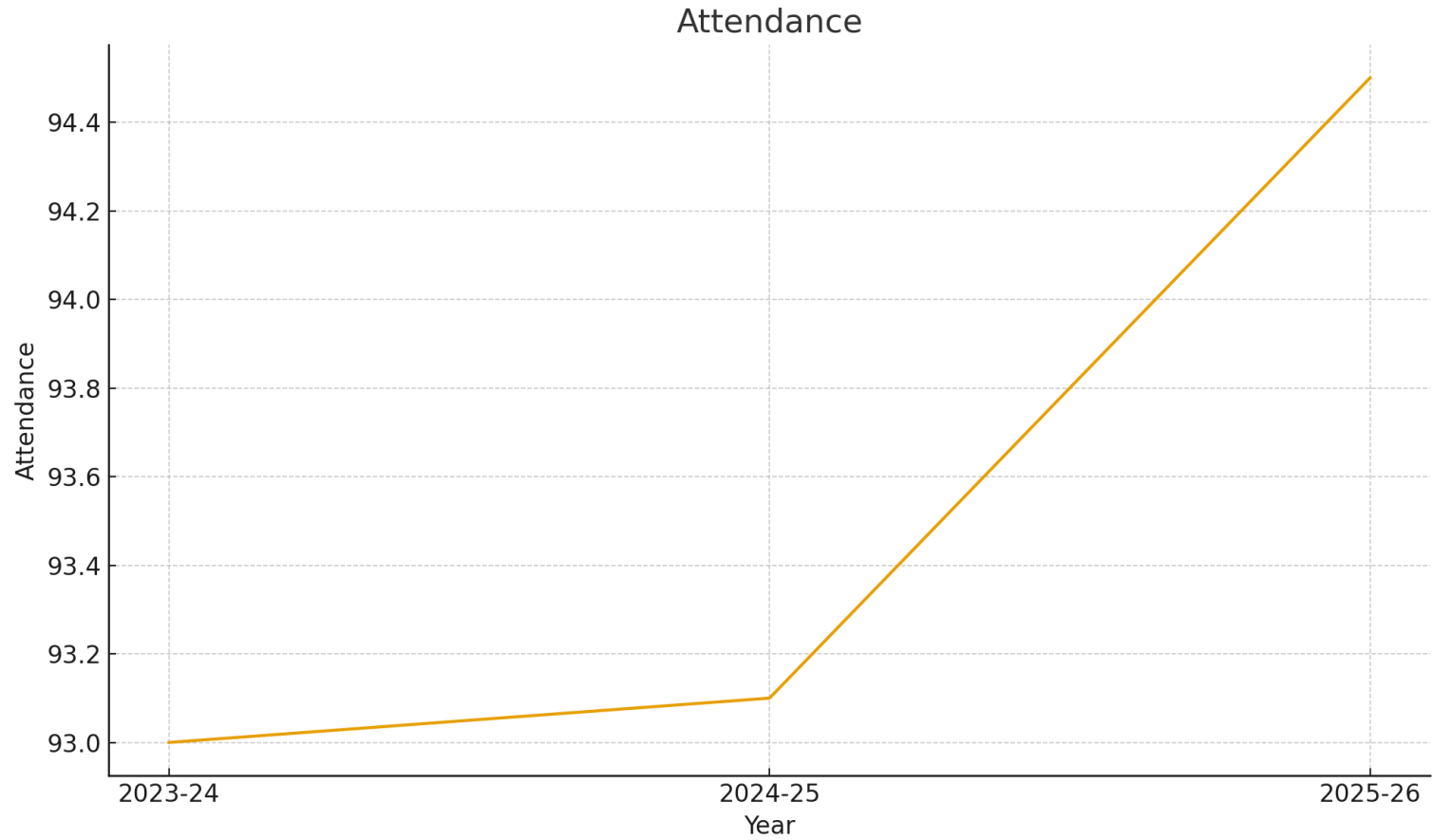
- 260 unique volunteers; 2,033 hours of service.
 - 99% of business professionals believe 3DE prepares students for the future.
 - 98–99% report volunteering with 3DE was meaningful and positive.
- 

Fort Wayne Virtual Academy Enrollment

- FWVA: 315 → 460 (+46%).
- 67 new students since end of 2024–25 school year.
- 78% of new FWVA students are new to FWCS overall.



Attendance Trend



Attendance Rate (All Grades)



District attendance improved from 93.1% to 94.5% (+1.4 pts).



Strongest gains: Grade 12 (+2.2), P4 (+2.1), Grades 6–9 and 11 (+1.6–1.7).



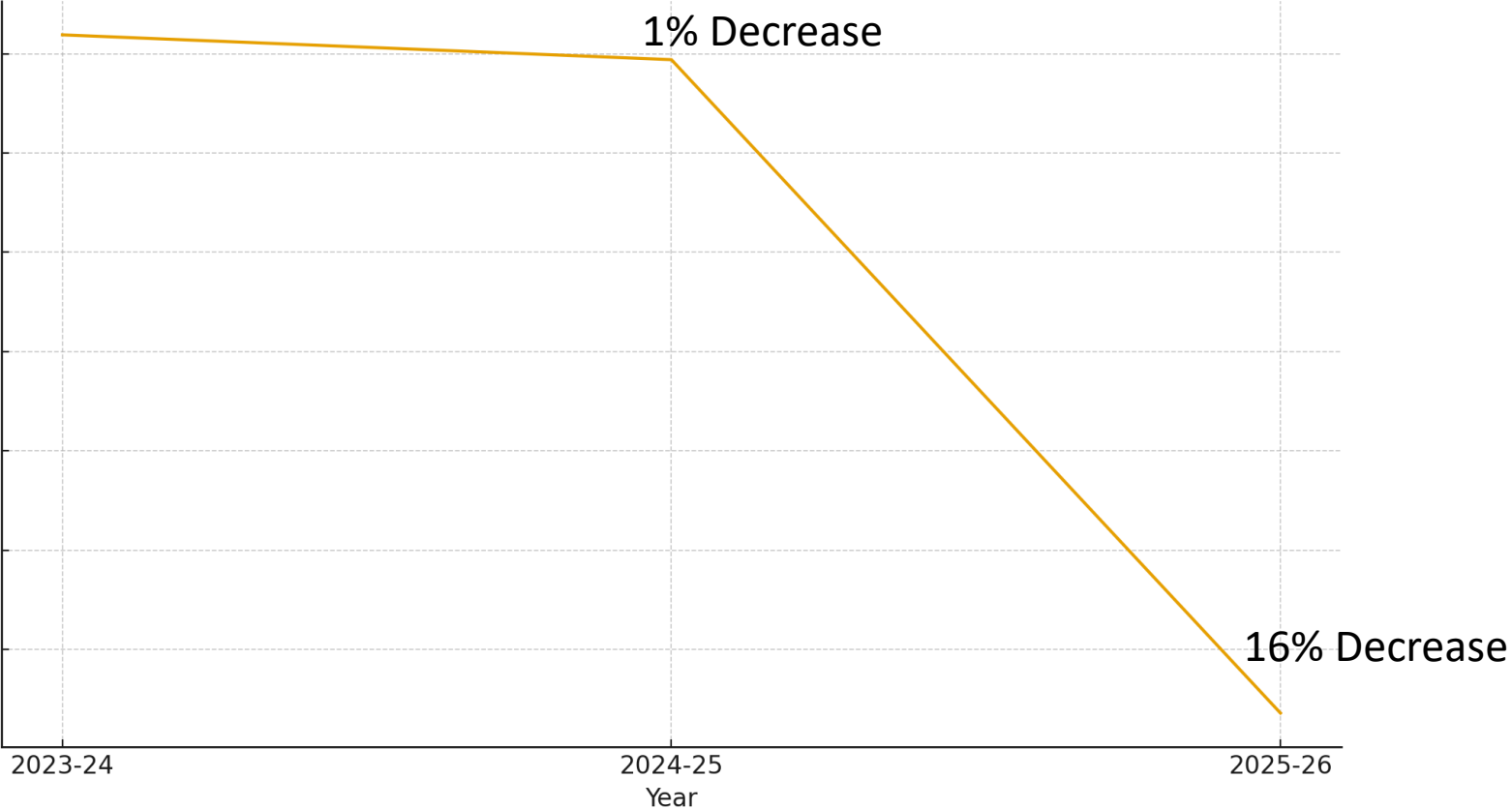
All grade levels improved from 2024–25 to 2025–26.



Persistent Attendance (>94%)

- Percent of students with >94% attendance increased by 9.1 pts (63.8% → 73.1%).
- Notable gains: P3 (+53.3), Grade 12 (+13.7), Grade 7 (+11.0), Grades 6, 2, 5 (+9.5–9.6).
- Improvement across all grade levels.

Behavior and Serious Infractions Trend



Ford NGL – Phase 4 Progress Monitoring

Schools implementing Plan on a Page achieved higher alignment scores.

Freshman Schools of Success show improved 9th grade GPA and attendance.

Guaranteed learning experiences—now PK–12—provide coherence and impacting all students.

Next steps: Expand dual-credit pathways, scale guaranteed experiences, deepen community-connected learning.

Leadership Systems Strengthening

Executive principals demonstrating high ownership of Schools of Success transformation.

Walkthrough calibration improved instructional consistency across schools.

Cabinet leadership embedding Schools of Success in department goals.

Next steps: Leadership retreats, advanced calibration tools, cross-building collaboration teams.

Climate/ Culture and Achievement Summary

Literacy achievement is rising across K–12, with strong early literacy and high school gains.

3DE and other partnerships are building students' confidence, skills, and future readiness.

Targeted marketing has grown enrollment in key buildings and FWVA.

Behavior incidents, OSS days, and chronic absenteeism are trending downward.

Attendance and persistent attendance are improving across nearly all grade levels.
