




OREGON AT-A-GLANCE SCHOOL PROFILE

Milwaukie El Puente Elementary School

PRINCIPAL: Chelsea Aillon | GRADES: K-5 | 11250 SE 27th Ave, Milwaukie 97222 | 503-353-5480


School Environment

Students We Serve




DEMOGRAPHICS


American Indian/Alaska Native



Asian




Black/African American




Hispanic/Latino



Multiracial



Native Hawaiian/Pacific Islander



White



39%

Ever English Learners



11

Languages Spoken

24%

Students with Disabilities

92%

Required Childhood Vaccinations

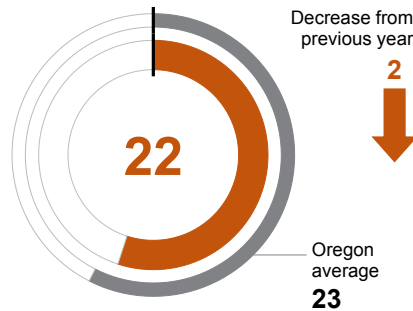
29%

Students Experiencing Poverty

*<10 students or data unavailable

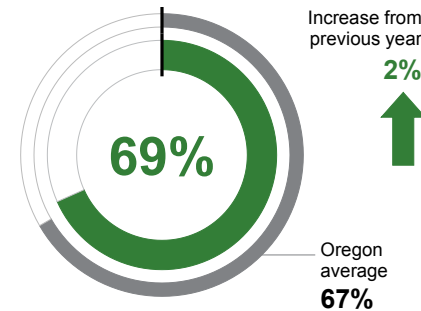
CLASS SIZE

Median class size.



REGULAR ATTENDERS

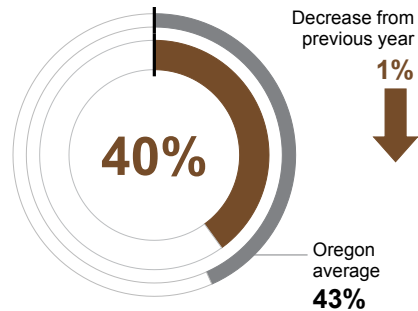
Students who attended more than 90% of their enrolled school days.



Academic Success

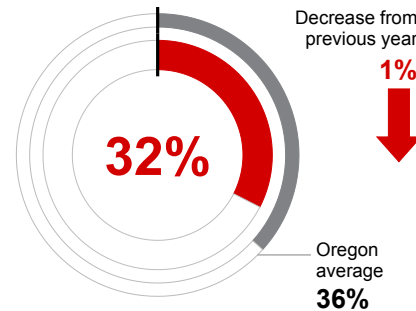
ENGLISH LANGUAGE ARTS

Students meeting state grade-level expectations.



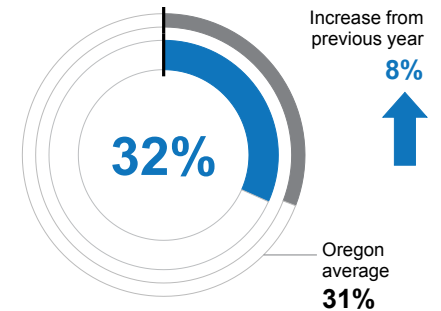
MATHEMATICS

Students meeting state grade-level expectations.



SCIENCE

Students meeting state grade-level expectations.



School Goals

*Submission optional for this section.

State Goals

The Oregon Department of Education is partnering with school districts and communities statewide to reach a 90% on-time graduation rate by 2027. Anchored in the pillars of Academic Excellence, Belonging & Wellness, and Accountability, ODE prioritizes evidence-based strategies that strengthen early literacy, improve attendance, and deepen student engagement. We are committed to eliminating opportunity and achievement gaps for historically underserved students. By investing in culturally responsive practices, cultivating inclusive school environments, and fostering a culture of continuous improvement, we can help ensure every student thrives.

Safe & Welcoming Environment

*Submission optional for this section.



OREGON AT-A-GLANCE SCHOOL PROFILE CONTINUED

Milwaukie El Puente Elementary School

Outcomes

Our Staff (rounded FTE)



24
Teachers



11
Educational assistants



1
Counselors/
Psychologists/
Social Workers



82%
Average teacher retention rate over the past three years

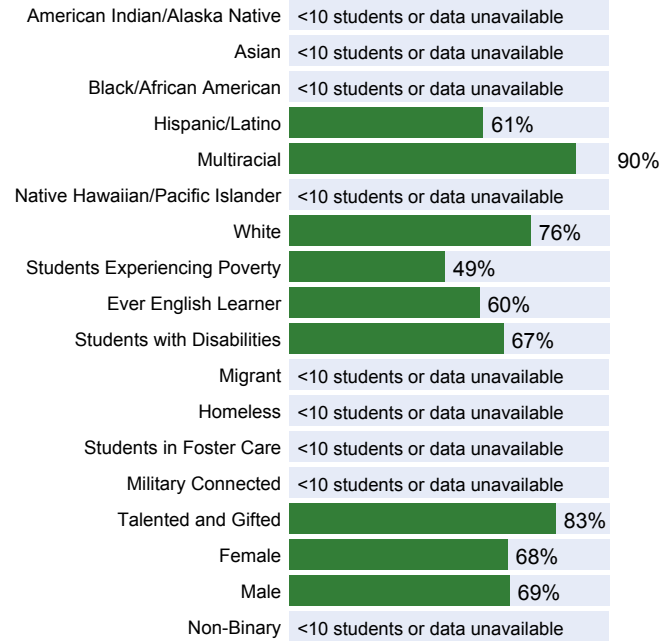


55%
% of licensed teachers with more than 3 years of experience

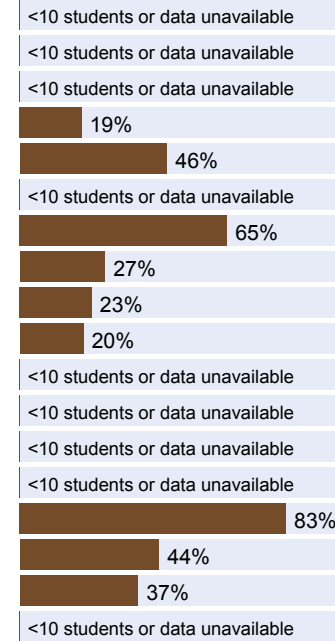


No
Same principal in the last 3 years

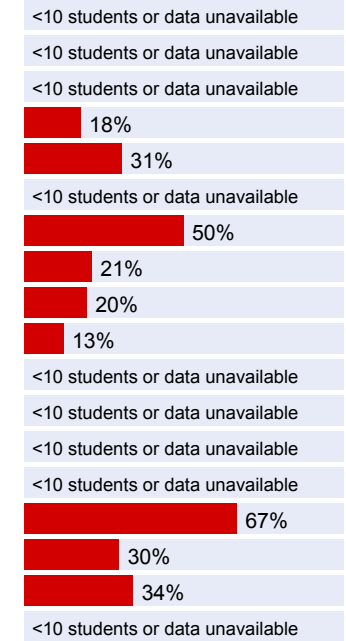
REGULAR ATTENDERS



ENGLISH LANGUAGE ARTS



MATHEMATICS



About Our School

BULLYING, HARASSMENT, AND SAFETY POLICIES

*Submission optional for this section.

EXTRACURRICULAR ACTIVITIES

*Submission optional for this section.

PARENT ENGAGEMENT

*Submission optional for this section.

COMMUNITY ENGAGEMENT

*Submission optional for this section.