



# ABERDEEN HIGH SCHOOL

SCHOOL BOARD PRESENTATION  
NOVEMBER 18<sup>TH</sup>, 2025

*Home of the*  
**BOBCATS**

**2025-26**

# DEMOGRAPHICS




## Total: 922 Students

As of Oct. 29th, 2025

.....		
<b>MALE:</b>	450	48%
<b>FEMALE:</b>	472	51%
<b>FREE &amp; REDUCED:</b>	420	45%
<b>SPED:</b>	151	16 %
<b>RUNNING START:</b>	133*	14% <i>*83 college only</i>
<b>ELL:</b>	132	14%
<b>504:</b>	48	5%
<b>HIGH CAP:</b>	30	3%
.....		
<b>WHITE:</b>	470	50%
<b>HISPANIC:</b>	341	36%
<b>ASIAN</b>	15	1%
<b>TWO OR MORE RACES:</b>	67	7%
<b>AMERICAN INDIAN/ ALASKA NATIVE</b>	13	1%
<b>AFRICAN AMERICAN :</b>	12	1%
<b>NATIVE HAWAIIAN:</b>	4	.04%


# ACADEMICS



**AP Courses**  
 176 students are participating in at least 1 AP course


.....

**AP Biology: 30**  
**AP World History: 45**  
**AP English: 28**  
**AP US History: 45**  
**AP Environmental Science: 24**  
**AP Art: 23**

 **MUSIC**  
 172 students are participating in a music course

.....

**Jazz Band: 10**  
**Symphonic Band: 29**  
**Wind Ensemble: 15**  
**Percussion: 14**  
**Mariachi: 17**  
**Goldenaires: 17**  
**Chamber Choir: 24**  
**Mixed Choir: 51**  
**Orchestra: 10**

 **CWU** | Central Washington University

**College in the HS Courses**

.....

**PHYS 101 Astronomy: 24**  
**MTH 153 Pre-Calculus: 24**

**AVID**  
 80 students are participating in an AVID course

# TWIN HARBORS SKILL CENTER

## **Automotive**

18 students (5 from AHS)

## **Cosmetology**

10 students (8 from AHS)

## **Criminal Justice**

26 students (14 from AHS)

## **Electrical Engineering/HVAC**

17 students (12 from AHS)

## **Medical Assistant**

1 from AHS

## **Professional Medical Careers**

29 students (16 from AHS)



# SCHOOL IMPROVEMENT GOALS



## **GOAL 01 - ATTENDANCE**

By Spring of 2026, the number of students attending 90% or more of their school days will increase 8% from 67% (June 2025) to 75% (June 2026).

## **GOAL 02 - FOCUS ON 9<sup>TH</sup> GRADE ELA CREDIT**

By Spring of 2026, the percentage of 9th grade students earning their English credit will increase from 76% to 81%, compared to the 2024-25 school year.

## **GOAL 03 - FOCUS ON 9<sup>TH</sup> GRADE MATH CREDIT**

By Spring of 2026, the percentage of 9th-grade students earning their math credit will increase from 78% to 83%, compared to the 2024-25 school year.

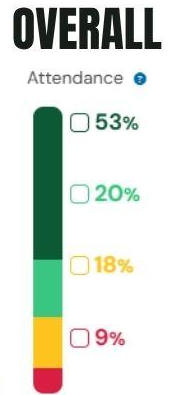
# SIP DATA

		Goal 1: 81% of 9th graders pass English		Goal 2: 83% of 9th graders pass Math			Goal 3: 75% of students attend 90% or more of school days	
Date	Total # of 9th Graders	# Critical English 9th Graders	Percentage passing English Goal 81%	# Critical Math 9th Graders	Percentage Passing Math Goal 83%	Total Students enrolled	# Critical or At Risk for Attendance	Students On-Track for Attendance Goal 75%
Sept. 22	237	19	92%	28	88%	945	266	72%
Oct. 6	235	28	88%	23	90%	934	259	73%
Oct. 20	235	44	81.30%	26	89%	928	247	73.40%
Nov. 3	232	29	87.50%	22	91%	920	244	74.50%

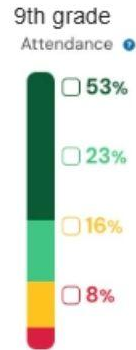


# ATTENDANCE DATA

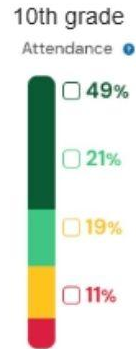
**73% of students are currently on track +5% from last year**



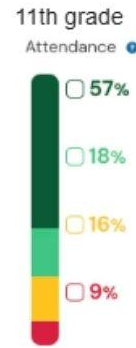
**9<sup>TH</sup> GRADE**  
76% ON TRACK  
+13% FROM LAST YEAR



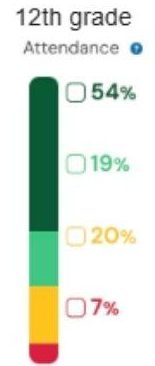
**10<sup>TH</sup> GRADE**  
70% ON TRACK  
+1% FROM LAST YEAR



**11<sup>TH</sup> GRADE**  
75% ON TRACK  
-1% FROM LAST YEAR



**12<sup>TH</sup> GRADE**  
73% ON TRACK  
+41% FROM LAST YEAR



# ATTENDANCE SUPPORT ACTIVITIES & MONITORING



**Community  
Engagement  
Board**

**Panorama  
Smart  
Groups**

**GearUp  
PBIS  
Incentives**

**Student  
Check-Ins  
Grade &  
Attendance  
Checks**

**Cats  
Closet**

**Sharing  
“The Importance  
of Attendance”  
w/ Families at  
Conferences**



# I-READY READING DATA COMPARISON

## FALL 2024

Multi	Overall Grade-Level Placement						Students Assessed/Total
Grade 9		8%	13%	27%	6%	46%	198/232
Grade 10		6%	13%	18%	18%	44%	212/239

## FALL 2025

Grade	Overall Grade-Level Placement						Students Assessed/Total
Grade 9		10%	10%	23%	7%	50%	214/235
Grade 10		8%	13%	23%	13%	44%	199/220

# I-READY MATH DATA COMPARISON

## FALL 2024

Multi	Overall Grade-Level Placement						Students Assessed/Total
Grade 9		2%	20%	10%	12%	55%	211/232
Grade 10		0%	9%	12%	10%	69%	182/239

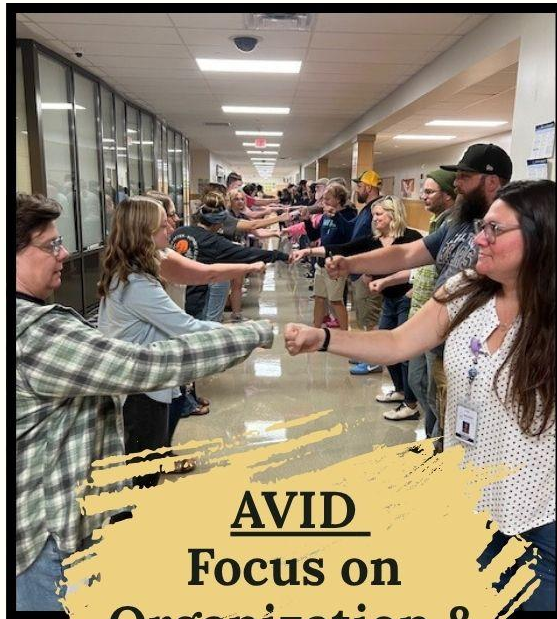
## FALL 2025

Multi	Overall Grade-Level Placement						Students Assessed/Total
Grade 9		1%	14%	14%	14%	56%	210/235
Grade 10		0%	11%	14%	11%	65%	189/220

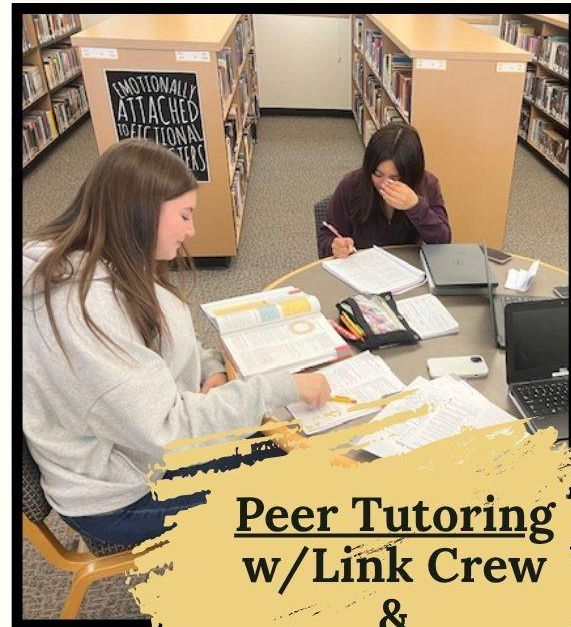
# READING & MATH SUPPORT ACTIVITIES & MONITORING



Monitoring  
Admin  
MTSS  
Counselors  
GearUp



AVID  
Focus on  
Organization &  
Building  
Relational Capacity





Peer Tutoring  
w/Link Crew  
&  
Honor Society  
Students

# SOCIAL-EMOTIONAL LEARNING

Topics	Score		National benchmarks	Change since last surveyed	Compared to district
Supportive Relationships	85%		Around the 50th percentile	→ 0	0
Positive Feelings	60%		Around the 40th percentile	↗ 1	+ 2
Social Awareness	53%		Around the 30th percentile	→ 0	+ 3
Challenging Feelings	52%		Around the 60th percentile	↗ 2	+ 1
Emotion Regulation	49%		Around the 70th percentile	↗ 1	+ 5
Self-Efficacy	44%		Around the 40th percentile	↗ 3	+ 4

**Our SEL data is trending in a positive direction for the majority of survey topics. Based on national normative data, our students are struggling the most with self-efficacy, social awareness, and positive feelings.**





## Restorative Accountability Projects

# SWIS DISCIPLINE DATA

	Avg. Referrals Per Day	Minors (Staff Managed)	Majors (Admin Managed)
Oct 2025	4.48	72	31
Oct 2024	6.48	113	36
Oct 2023	11.95	196	67

	Avg. Referrals Per Day	Minors (Staff Managed)	Majors (Admin Managed)
Sep 2025	4.14	76	14
Sep 2024	6.35	83	49
Sep 2023	16.05	287	48




**GEARUP**  
WASHINGTON STATE





 Veteran's Day  
**ASSEMBLY**



State  
**SEND OFF** 

# FOOTBALL




Homecoming   
**ACTIVITIES**




PBIS   
**TRUNK OR TREAT**



  
Noche de los  
**MUERTO BAILE**



AVID  
PLANNER  
TUTORIAL



 Rivalry  
**WEEK**

# STUDENT, FAMILY, & COMMUNITY ENGAGEMENT

- Nov. 17<sup>th</sup> - Winter Sports Begin
- Nov. 20<sup>th</sup> - AHS/Miller Orchestra Concert
- Dec. 2<sup>nd</sup> - Solo Jazz Night
- Dec. 6<sup>th</sup> - Home Girls Basketball Game vs. Rochester
- Dec. 8<sup>th</sup> - Home Boys Basketball Game vs Mark Morris
- Dec. 9<sup>th</sup> - AHS/Miller Choir Concert
- Dec. 10<sup>th</sup> - Home Boys Basketball Game vs. Hoquiam
- Dec. 11<sup>th</sup> - ASL Winter Concert
- Dec. 17<sup>th</sup> - Family Art Night
- Dec. 18<sup>th</sup> - Home Boys Basketball Game vs. Rochester
- Dec. 30<sup>th</sup> - Home Boys Basketball Game vs. Elma

