



Valdez City School District

2024 Family Survey

2024 School Climate & Connectedness Survey



Report created by
Panorama Education



Summary

Topic Description	Results	Comparison
<p>Cultural Connectedness</p> <p>Perceptions of cultural identity, cultural responsiveness/sensitivity, and instructional equity. Higher scores are better because they reflect more favorable perceptions of cultural connectedness.</p>	<p>56%</p> <p>▼ 10 since last survey</p>	<p>67% Middle</p> <p>69% High School</p> <p>80% Elementary</p> <p>71% Rural Schools</p> <p>75% Participating Alaska Districts</p>
<p>Family/school partnership - family capacity</p>	<p>70%</p> <p>▼ 8 since last survey</p>	<p>72% Middle</p> <p>71% High School</p> <p>75% Elementary</p> <p>74% Rural Schools</p> <p>75% Participating Alaska Districts</p>
<p>Family/school partnership - school capacity</p>	<p>44%</p> <p>▼ 13 since last survey</p>	<p>57% Middle</p> <p>55% High School</p> <p>75% Elementary</p> <p>65% Rural Schools</p> <p>70% Participating Alaska Districts</p>
<p>School Safety</p> <p>Student and staff perceptions of bullies and gangs at school, as well as community crime and violence that affect school life. Higher scores are better because they reflect more favorable perceptions of safety in schools and communities.</p>	<p>85%</p> <p>▼ 6 since last survey</p>	<p>76% Middle</p> <p>80% High School</p> <p>87% Elementary</p> <p>82% Rural Schools</p> <p>84% Participating Alaska Districts</p>



Student Support at Home

Reflects families' perceptions on how supportive they are of their child's education. Click into the specific items to see how families responded about each topic. Note that some topics and items are unscored due to the nature of the questions.

87%

▲ 4

since last survey

86%

Middle

88%

High School

84%

Elementary

83%

Rural Schools

85%

Participating Alaska Districts

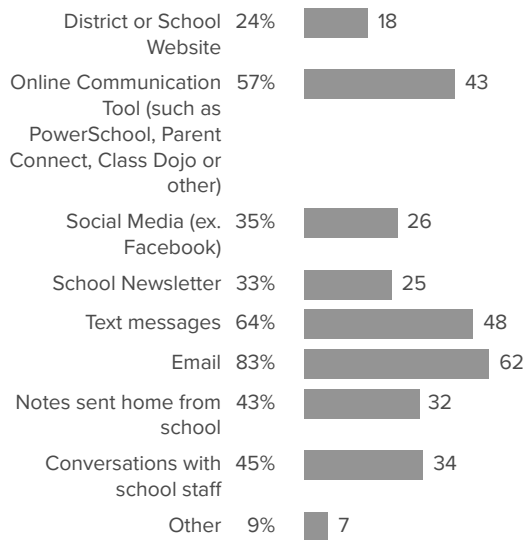
76 responses



Communication preferences

How did people respond?

Q.1: How would you like the school to communicate with you? (choose all that apply)





Cultural Connectedness

Your average

56%

76 responses

Change

▼ 10

since last survey

School Type average: **67%** Middle

School Type average: **69%** High School

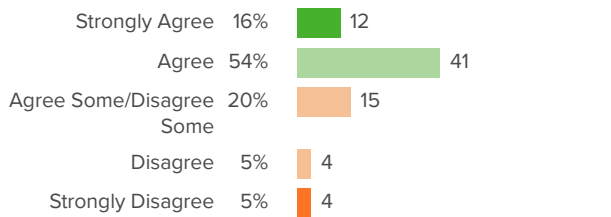
School Type average: **80%** Elementary

School Type average: **71%** Rural Schools

State average: **75%** Participating Alaska Districts

How did people respond?

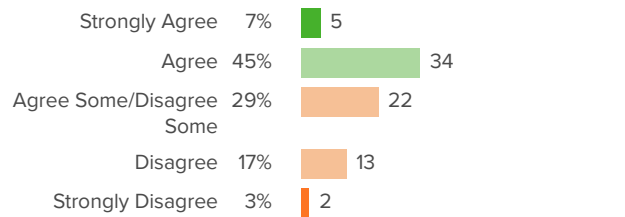
Q.1: This school values the language and culture of my family.



▼ 12 from last survey

Favorable: **70%**

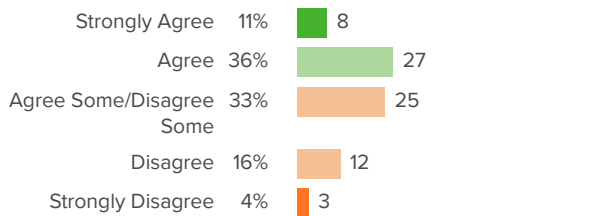
Q.2: This school teaches about the history and culture of people who live in my community.



▼ 7 from last survey

Favorable: **51%**

Q.3: I see different cultures represented in class lessons, materials, posters, and art around the school, etc.



Favorable: **47%**



Family/school partnership - family capacity

Your average

70%

76 responses

Change

▼ 8

since last survey

School Type average: **72%** Middle

School Type average: **71%** High School

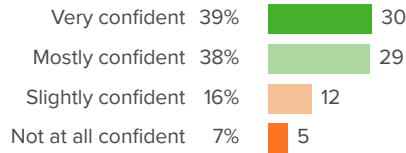
School Type average: **75%** Elementary

School Type average: **74%** Rural Schools

State average: **75%** Participating Alaska Districts

How did people respond?

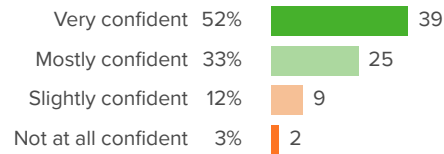
Q.1: How confident are you in your ability to work with the school to support your child's needs (including academic, social/ emotional, developmental, and other needs)?



▼ 6 from last survey

Favorable: **78%**

Q.2: How confident do you feel supporting your child's academic learning at home/ outside of school?

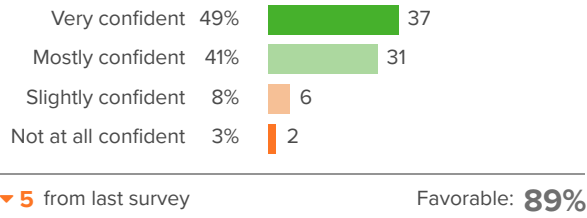


▼ 3 from last survey

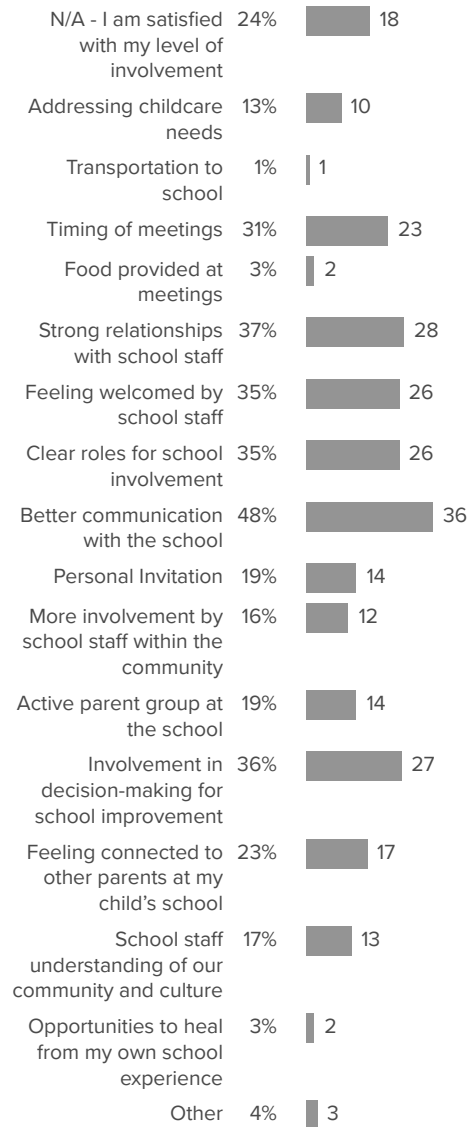
Favorable: **85%**



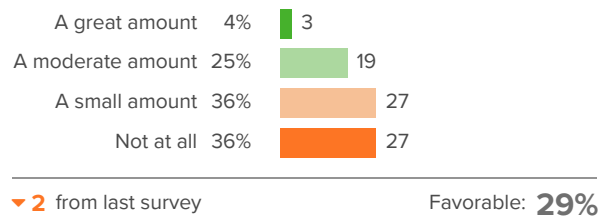
Q.3: How confident do you feel supporting your child's social and emotional learning at home/ outside of school?



Q.4: What would help you to be more involved in your child's school? (mark all that apply)



Q.5: How much have you been involved in school/district decision-making processes?





Family/school partnership - school capacity

Your average

44%

76 responses

Change

▼ 13

since last survey

School Type average: **57%** Middle

School Type average: **55%** High School

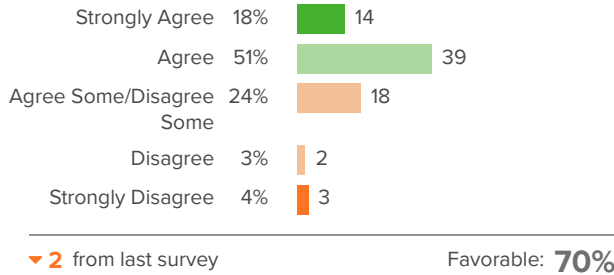
School Type average: **75%** Elementary

School Type average: **65%** Rural Schools

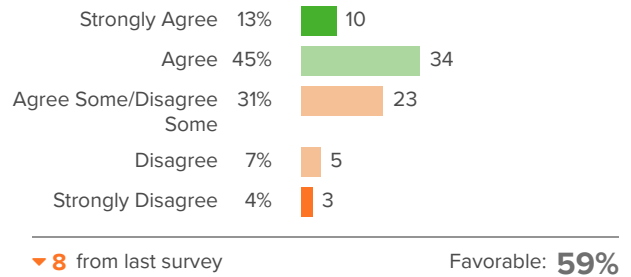
State average: **70%** Participating Alaska Districts

How did people respond?

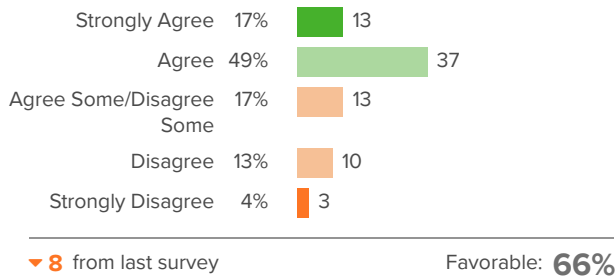
Q.1: This school is a welcoming place for families like mine.



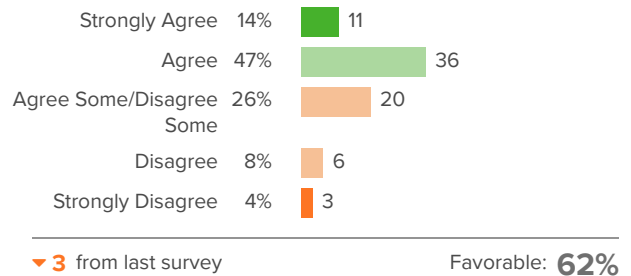
Q.2: This school values and welcomes elders.



Q.3: There is someone at the school I can talk to if I have an issue.

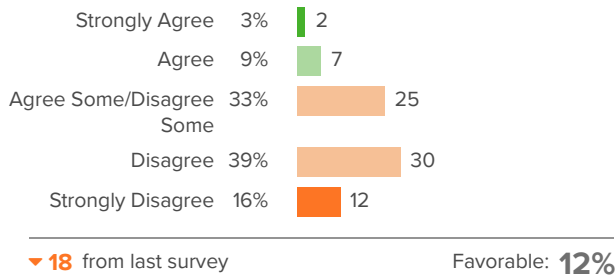


Q.4: This school involves parents/ families in most school events or activities.

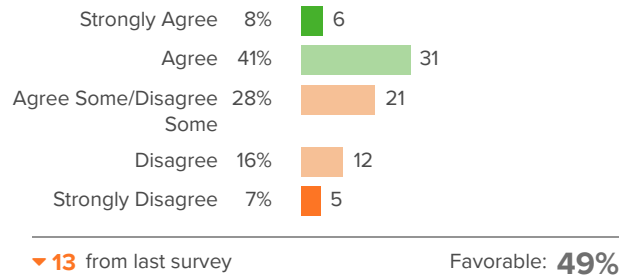




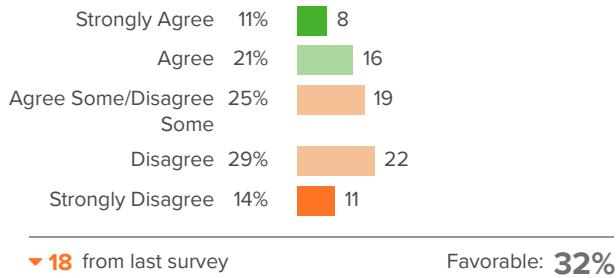
Q.5: This school involves families in making important decisions (curriculum changes, school policies, dress code, etc).



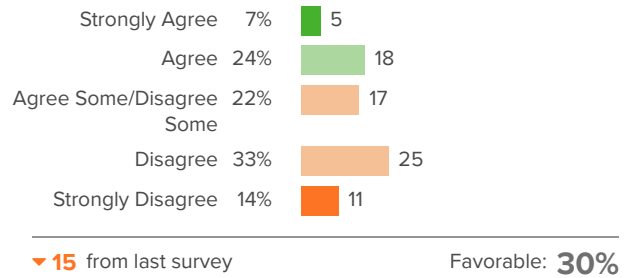
Q.6: The school regularly shares with me how my child is doing at school.



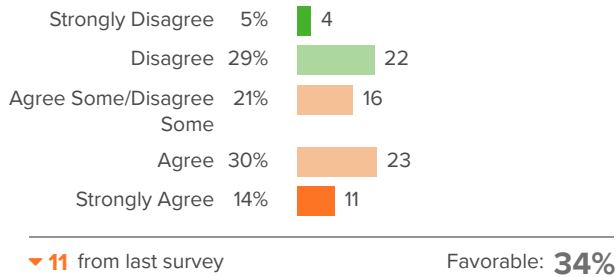
Q.7: The school regularly shares ideas with me on what I can do at home to support my child's learning.



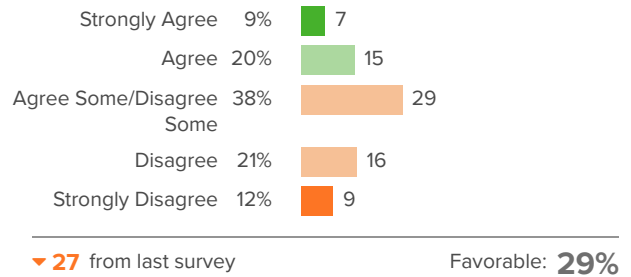
Q.8: The school asks me how to help my child do well in school.



Q.9: This school only contacts me about my child when there is a problem.



Q.10: The school does a good job communicating to families.





School Safety

Your average

85%

76 responses

Change

▼ 6

since last survey

School Type average: **76%** Middle

School Type average: **80%** High School

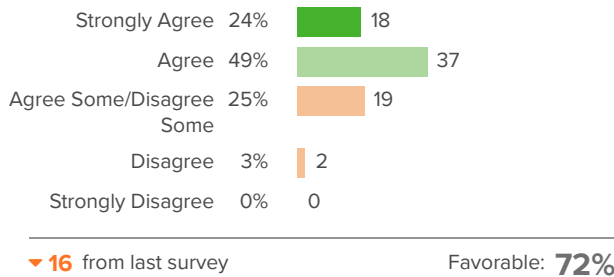
School Type average: **87%** Elementary

School Type average: **82%** Rural Schools

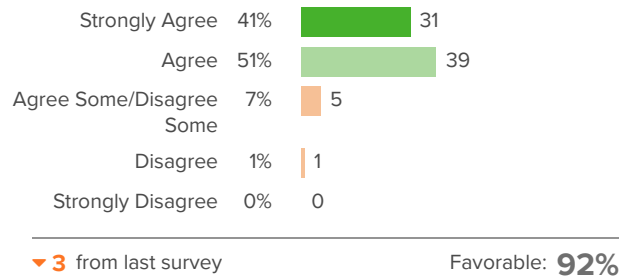
State average: **84%** Participating Alaska Districts

How did people respond?

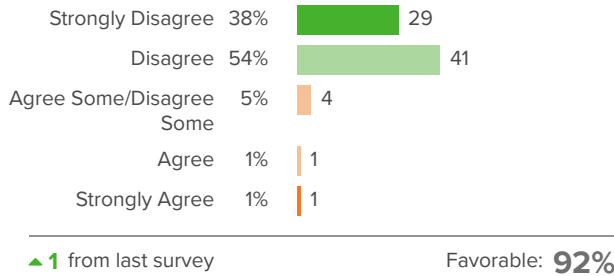
Q.1: My child feels safe at school.



Q.2: My child feels safe traveling to and from school.



Q.3: My child's school is badly affected by crime and violence in the community.





Student Support at Home

Your average

87%

76 responses

Change

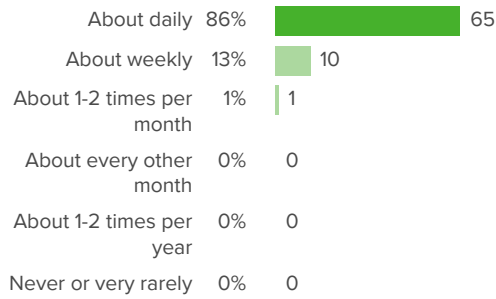
▲ 4

since last survey

- School Type average: **86%** Middle
- School Type average: **88%** High School
- School Type average: **84%** Elementary
- School Type average: **83%** Rural Schools
- State average: **85%** Participating Alaska Districts

How did people respond?

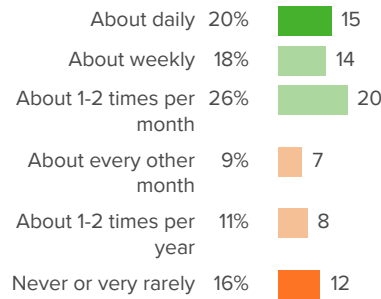
Q.1: How often do you have conversations with your child about what they are learning at school?



▲ 0 from last survey

Favorable: **100%**

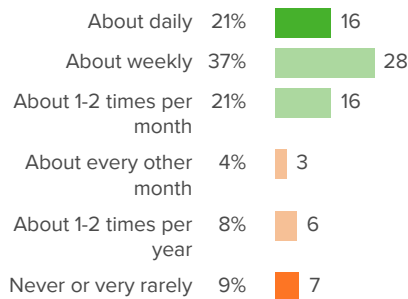
Q.2: How often do you have conversations with your child about career or college preparation?



▲ 10 from last survey

Favorable: **64%**

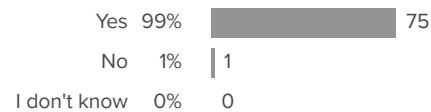
Q.3: How often do you connect activities that you do at home to what your child is learning in school?



▲ 1 from last survey

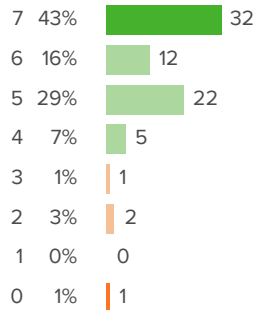
Favorable: **79%**

Q.4: At home, my child has reliable access to the Internet.





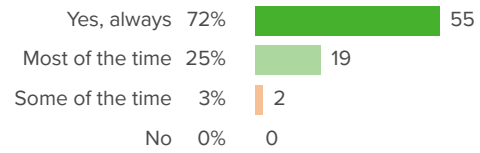
Q.5: Approximately how many days per week does your child get adequate sleep (at least 10 hours for ages 3-5, 9 hours for ages 6-12, 8 hours for ages 13-18)?



▼ 1 from last survey

Favorable: 95%

Q.6: Does your child have a quiet space to do their homework?



▲ 6 from last survey

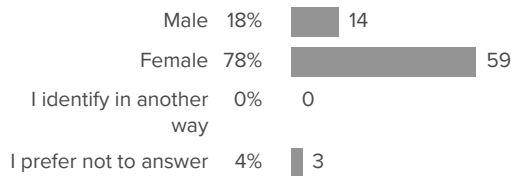
Favorable: 97%



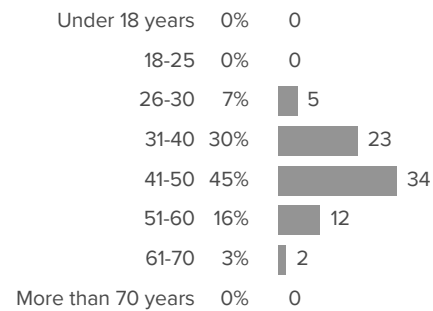
Background Information

How did people respond?

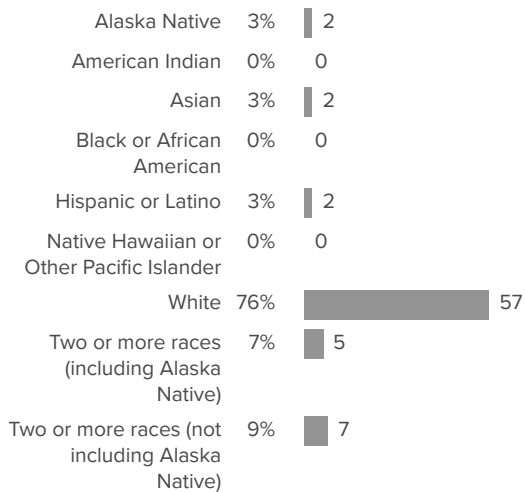
Q.1: How do you identify yourself?



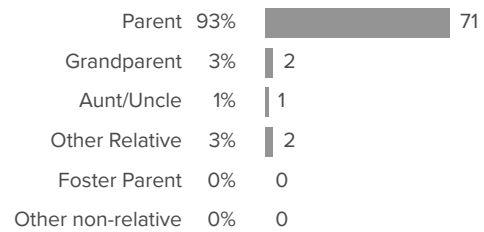
Q.2: What is your age?



Q.3: What groups describe you best? (Choose all that apply)

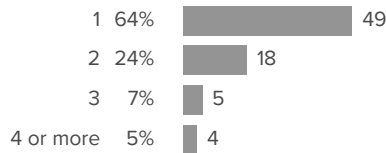


Q.4: Please describe your relationship to the child attending this school.

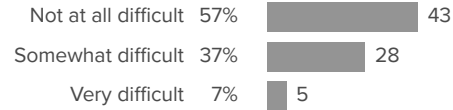




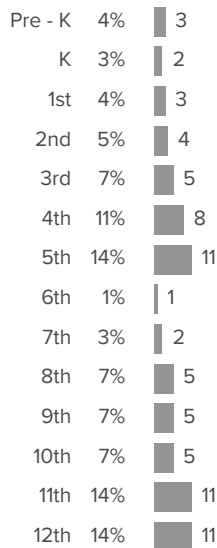
Q.5: How many children in your household are currently attending this school?



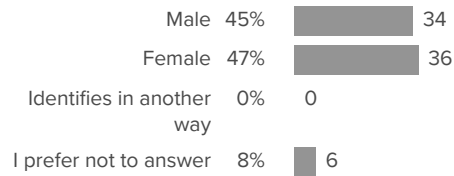
Q.6: These days, many families in Alaska have difficulty affording basic things they need, like food, clothing, transportation or housing. In the past year, how difficult has it been for your family to get the basic things you need?



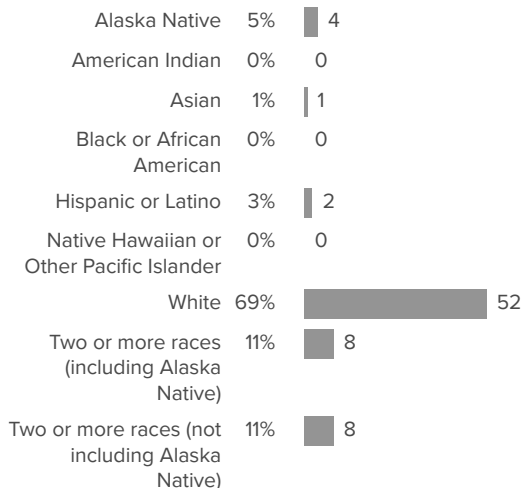
Q.7: Please indicate what grade your oldest child in this school is in.



Q.8: What is your child's gender?



Q.9: Which groups describe your child best? (Choose all that apply)



Q.10: Do you speak a language other than English with your child?

