DEER VALLEY
Unified School District

BOUNDARY COMMITTEE

Long-Range Planning

Strategic Charge & Purpose
November 19, 2025
6:00 PM - 8:00 PM

COMMITTEE CHARGE & PURPOSE:

Develop a Long-Range Recommendation to the Governing Board:

- Develop and present a comprehensive long-range plan that addresses projected enrollment trends and optimizes the utilization of schools and facilities.

Balancing Enrollment

- Address overcrowding and underutilization to optimize class sizes and building use.

Utilizing Facilities Efficiently

- Maximize the use of taxpayer-funded assets and school buildings.

Maintaining Educational Excellence

- Ensure boundary changes support robust academic programming.



AGENDA

- Dr. Finch Greeting
- Introductions
- Group Norms and Guiding Principles
- Review of May 6, 2025, Meeting
- 2024 Demographic Data
- Current Enrollment
- Timeline for Changes
- Next Meetings

DEER VALLEY
Unified School District

GREETING:

Superintendent
Dr. Curtis Finch



INTRODUCTIONS

Committee Members



NORMS OF COLLABORATION

For the Committee

Pausing
- Use brief pauses to allow thinking time and support more thoughtful responses.

Paraphrasing
- Restate ideas to confirm understanding and show active listening.

Probing for Specificity
- Ask focused questions to clarify meaning and deepen understanding.

Putting Ideas on the Table
- Share ideas openly and clearly for the group to consider.

Paying Attention to Self and Others
- Stay aware of your own behavior and its impact on group dynamics.

Presuming Positive Intentions
- Assume colleagues' intentions are constructive to support trust.

Pursuing a Balance Between Advocacy and Inquiry
- Offer your viewpoint while equally seeking to understand others.

DEFINE GUIDING PRINCIPLES

For making recommendations

Do we need to revise or add?

- Educational Excellence/ Educational Continuity
- Proximity/Keeping neighborhoods together
- Sustainable plan over time
- Transportation implications
- Geographic considerations
- Contiguous boundaries
- Least amount of impact
- Retain DVUSD buildings



Kyrene Elementary Example

Scottsdale UNified School District

REVIEW:

In Groups

1. Identify three factors that influence district enrollment.
2. Name at least one requirement that must be met before making a boundary change (per ARS 15-341.37).

INITIAL COMMITTEE OBSERVATIONS

- Stetson Hills, Union Park, Sonoran Foothills, Desert Mountain are expected to be over capacity, other schools projected to be under capacity, look at possible boundary changes
- Is there a better way to plan for school needs (Biscuit Flats) but also realize the changes that occur after 15-20 years and student enrollment changes (i.e., Grover's area)
- Looking at the Anthem area, a cost analysis for keeping the 4 elementary schools. Choice options in Anthem impact DV school enrollment.
- Look at the high schools, not necessarily boundaries, but other solutions or incentives for options and choice
- Are there creative ways to work with the city for creative ways to build community spaces (Fine Arts Center, baseball parks, etc.). Think creatively
- Combine the attendance versus the reside data with the school capacity data
- Request for information on the student impact of rent vs. own.
- Is there data for aging homeowners? Look at build-to-rent home zones

CLARIFICATION REQUESTED

FACTORS NOT PREVIOUSLY LISTED

- Development at 39th and Pinnacle
- TSMC Development and potential housing just south of 303
-

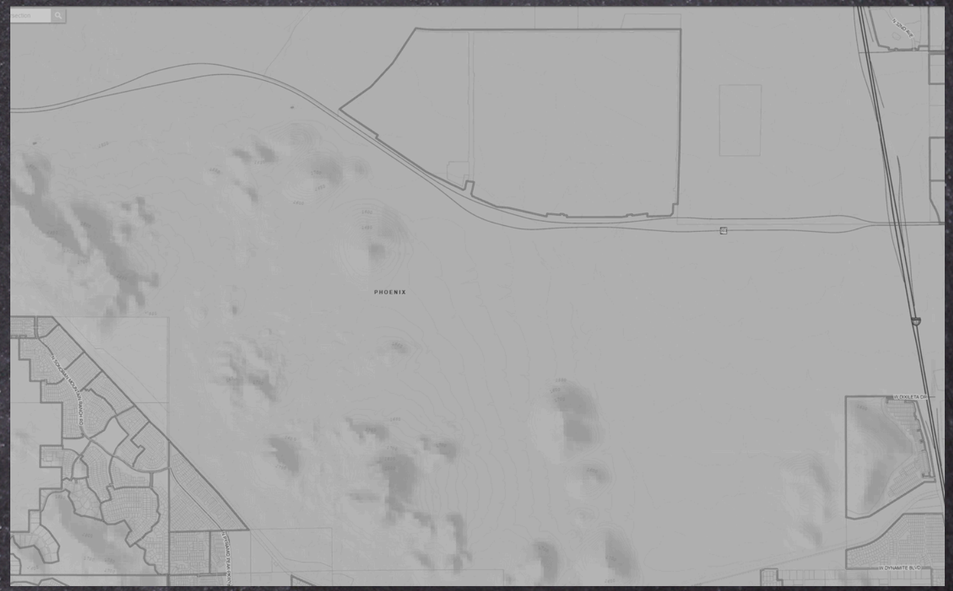

DEMOGRAPHER

DEER VALLEY Unified School District

ELEMENTARY ENROLLMENT BY SCHOOL

School	SFB Capacity	Actual					Projected										
		2019/20	2020/21	2021/22	2022/23	2023/24	2024/25	2025/26	2026/27	2027/28	2028/29	2029/30	2030/31	2031/32	2032/33	2033/34	2034/35
Anthem Elem	928	497	463	482	409	397	372	364	351	328	311	300	298	271	269	270	269
Arrowhead	841	560	541	651	580	532	494	523	528	551	540	546	551	560	563	567	572
Bellair	681	465	215	228	216	218	224	220	213	209	206	196	195	195	195	195	195
Canyon Springs	1,098	825	794	854	796	782	789	817	826	803	772	748	766	840	903	915	917
Constitiution	747	653	652	696	624	527	502	501	507	515	511	508	523	520	516	512	508
Copper Creek	926	723	729	807	655	623	603	601	586	578	530	506	500	491	477	467	457
Desert Mountain	1,329	605	460	480	470	425	431	433	447	472	503	586	653	694	763	826	876
Desert Sage	938	691	656	651	609	572	579	576	557	552	541	539	536	531	521	513	506
Desert Winds	847	0	0	0	0	0	0	0	0	0	0	0	0	0	0	0	0
Diamond Canyon	1,040	892	849	886	786	723	724	696	671	646	626	607	575	549	525	532	518
Esperanza	806	589	518	597	497	484	421	401	389	384	393	419	424	422	434	451	475
Gavilan Peak	919	679	576	638	569	532	468	500	535	501	481	446	429	387	386	399	399
Greenbrier	802	375	472	469	459	454	428	430	421	434	423	414	415	416	419	422	424
Highland Lakes	1,294	1,140	1,096	1,058	1,073	1,066	1,097	1,105	1,138	1,143	1,155	1,169	1,141	1,132	1,096	1,099	1,087
Inspiration Mountair	850	0	0	0	493	669	791	781	773	768	749	743	720	717	686	668	648
Las Brisas	894	764	745	779	464	449	450	449	442	424	413	407	408	403	398	393	389
Legend Springs	902	692	691	701	646	660	661	656	668	673	683	688	695	693	702	710	718
Mirage	957	539	563	564	574	513	449	434	412	412	399	398	379	380	374	365	358
Mountain Shadows	869	494	428	443	409	421	419	416	420	429	444	436	421	415	409	403	395
New River	559	254	167	209	204	174	165	161	159	174	175	173	192	205	216	228	234
Norterra Canyon	945	957	666	621	568	571	569	574	585	579	570	564	559	527	504	494	485
Park Meadows	807	693	611	650	594	538	478	473	452	443	432	433	437	436	446	457	468
Paseo Hills	1,012	829	800	847	727	755	682	630	589	616	629	631	669	675	677	686	690
Sierra Verde	938	979	904	915	900	968	933	904	877	863	833	818	794	781	755	744	736
Sonoran Foothills	950	1,080	909	910	863	935	921	994	1,077	1,153	1,235	1,354	1,432	1,490	1,567	1,638	1,737
Stetson Hills	972	1,013	1,003	999	889	913	867	847	842	824	814	842	947	1,071	1,235	1,468	1,628
Sunrise	768	509	466	436	423	415	391	394	396	398	409	411	419	421	419	418	419
Sunset Ridge	1,039	736	627	663	599	560	537	537	519	511	487	478	436	427	413	411	411
Terramar	1,039	1,024	1,027	1,056	1,010	956	921	969	989	979	935	913	869	838	823	814	795
Village Meadows	726	467	455	453	373	360	370	388	395	403	421	424	430	430	431	431	432
Westwing School	1,040	1,049	953	1,025	1,041	1,009	958	926	899	889	864	868	872	920	960	994	1,036
E-School	na	0	0	439	152	112	95	76	61	46	33	31	28	25	24	25	25
Union Park	950	0	525	756	746	780	863	981	1,100	1,196	1,289	1,337	1,408	1,461	1,485	1,508	1,537
VSP / Other		42	305	136	43	53	41	41	41	41	41	41	41	41	41	41	41
Total	**29,413**	20,815	19,866	21,099	19,461	19,146	18,693	18,797	18,865	18,937	18,847	18,975	19,163	19,363	19,632	20,063	20,386
Percent of Capacity		70.8%	67.5%	71.7%	66.2%	65.1%	63.6%	63.9%	64.1%	64.4%	64.1%	64.5%	65.1%	65.8%	66.7%	68.2%	69.3%

Source: Applied Economics, 2024.

Bold indicates a K-8 school. >100% Capacity >90% Capacity <50% Capacity



DEMOGRAPHER

DEER VALLEY Unified School District

TABLE 27

MIDDLE AND HIGH SCHOOL ENROLLMENT

School	SFB Capacity	Actual					Projected										
		2019/20	2020/21	2021/22	2022/23	2023/24	2024/25	2025/26	2026/27	2027/28	2028/29	2029/30	2030/31	2031/32	2032/33	2033/34	2034/35
Middle School																	
Deer Valley Middle	943	615	576	610	544	500	453	430	515	540	521	517	505	568	582	545	569
Desert Sky Middle	910	611	602	644	648	649	650	589	567	554	550	578	568	542	527	516	512
Hillcrest Middle	1,016	938	867	853	900	856	734	724	711	670	703	693	578	532	537	521	507
Total	2,869	2,164	2,045	2,107	2,092	2,005	1,837	1,743	1,793	1,764	1,774	1,788	1,651	1,642	1,646	1,582	1,588
Percent of Capacity		75.4%	71.3%	73.4%	72.9%	69.9%	64.0%	60.8%	62.5%	61.5%	61.8%	62.3%	57.5%	57.2%	57.4%	55.1%	55.4%
Grades 9-12																	
Barry Goldwater	2,380	1,707	1,672	1,732	1,650	1,604	1,620	1,619	1,588	1,646	1,799	1,964	2,137	2,194	2,239	2,359	2,434
Boulder Creek	2,660	2,603	2,429	2,539	2,400	2,331	2,255	2,116	2,031	2,053	2,086	2,094	2,114	2,133	2,112	2,081	2,058
Deer Valley	2,466	1,567	1,517	1,675	1,644	1,712	1,726	1,785	1,857	1,865	1,983	1,987	2,086	2,157	2,211	2,233	2,180
Mountain Ridge	2,196	2,396	2,561	2,738	2,775	2,798	2,836	2,808	2,781	2,733	2,698	2,663	2,695	2,674	2,591	2,517	2,423
Sandra Day	2,660	2,697	2,685	2,599	2,588	2,616	2,679	2,670	2,617	2,530	2,456	2,391	2,445	2,470	2,471	2,509	2,505
Other		134	43	274	132	135	140	145	140	148	145	145	145	145	145	145	145
Total	12,362	11,104	10,907	11,557	11,189	11,196	11,256	11,143	11,014	10,975	11,167	11,244	11,622	11,773	11,769	11,844	11,745
Percent of Capacity		89.8%	88.2%	93.5%	90.5%	90.6%	91.1%	90.1%	89.1%	88.8%	90.3%	91.0%	94.0%	95.2%	95.2%	95.8%	95.0%

Source: Applied Economics, 2024.

>100% Capacity >90% Capacity <50% Capacity

MAP 10
ENROLLMENT CHANGE: 2024/25 – 2029/30

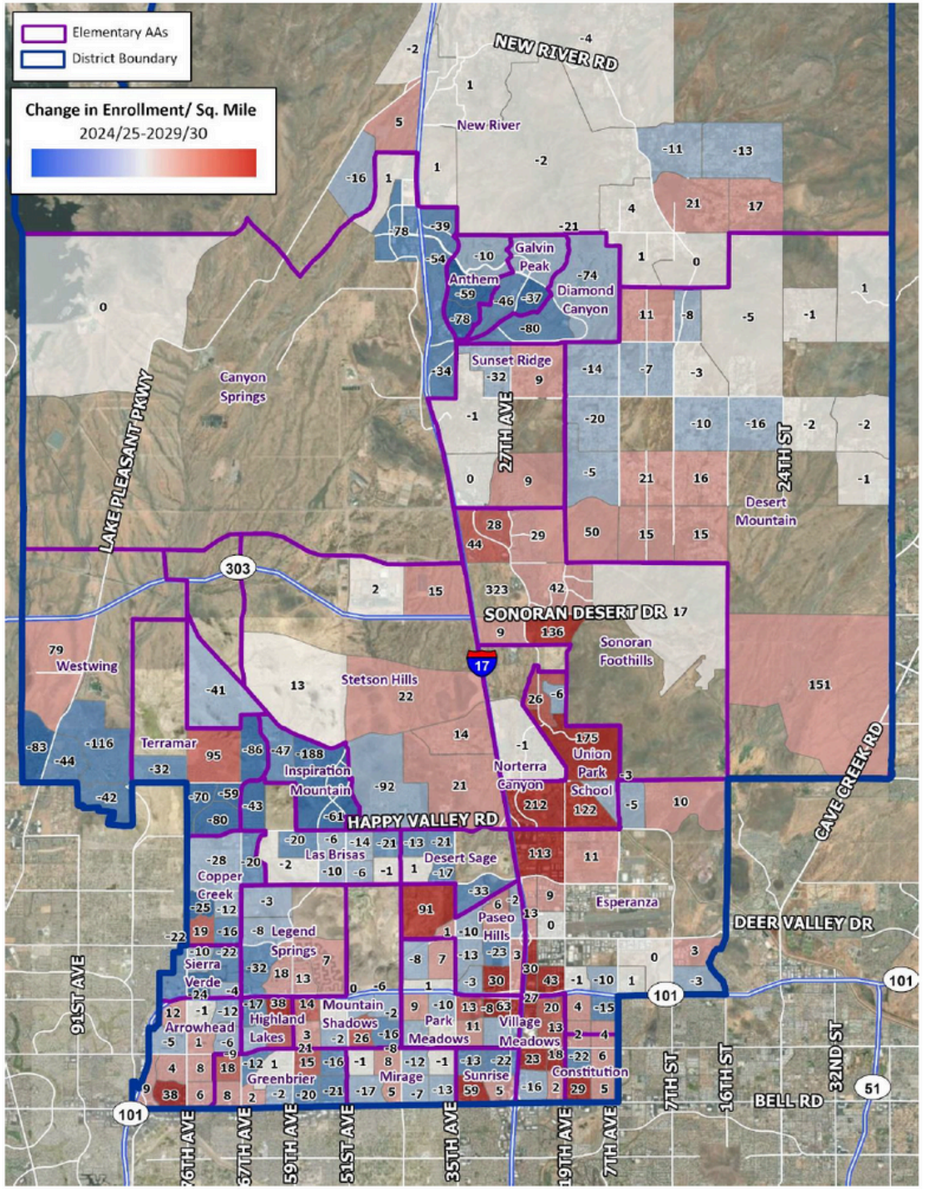

MAP 11
ENROLLMENT CHANGE: 2029/30 – 2034/35

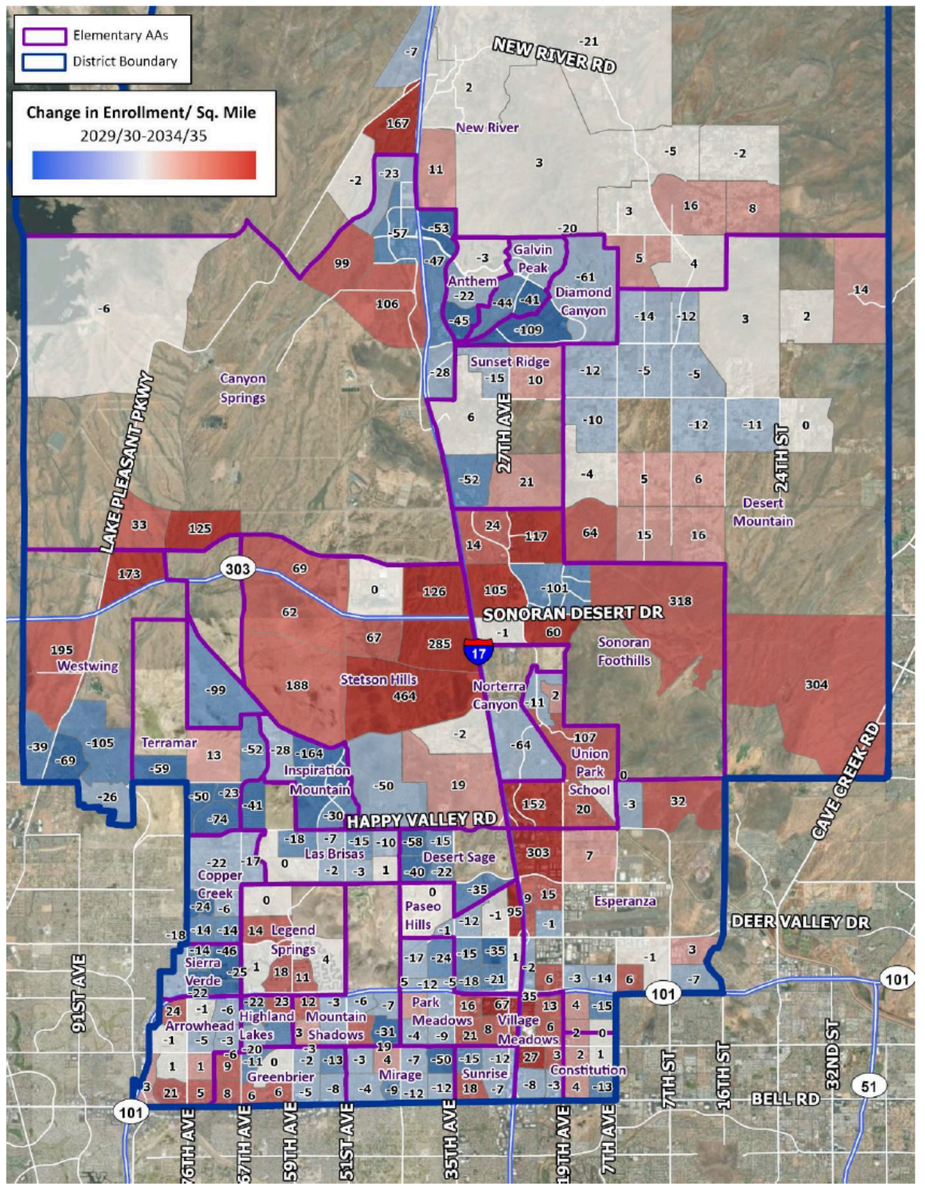

DEER VALLEY
Unified School District

CURRENT ENROLLMENT

FOR THE DAY OF: November 12, 2025				
DAYS IN SESSION: 68				

30,700	CURRENT ENROLLMENT
31,675	24/25 ENROLLMENT
-3.1%	CHANGE FROM 24/25

Handout: November 12, 2025, Enrollment Report
Identify Enrollment Trends

DEER VALLEY
Unified School District

CURRENT ENROLLMENT

- How does our current enrollment (30,700) compare with what was projected for this point in the year, and what insights can we draw from any differences?
- Are there specific schools that appear to be approaching overcapacity or undercapacity, and how might these trends inform future boundary or facility decisions?
- What patterns, such as housing development, open enrollment movement, or program changes—might be contributing to current enrollment trends?

Handout: November 12, 2025, Enrollment Report
Identify Enrollment Trends

TIMELINES

Phase 1: Committee Launch & Boundary Development

- May 2025 — Committee Formation
- Nov 2025 – Feb 2026 — Draft boundary scenarios

Phase 2: Public Engagement & Board Action

- Feb 2026 — Public hearings and final proposal development
- Feb – Mar 2026 — Board review and vote

Phase 3: Family Communication & Transition

- Mar – Aug 2026 — Family notification and transition planning
- Aug 2026 — Implementation of new boundaries

Phase 4: School Repurposing Review & Implementation

- Sept – Oct 2026 — Draft repurposing scenarios and public hearings
- Late Fall 2026 — Board review, vote, and transition planning
- Aug 2027 — Implementation of repurposing decisions



DEER VALLEY
Unified School District

TENTATIVE

NEXT MEETINGS

December 17, 2025

January 14, 2026

February 4, 2026

www.dvusd.org/committees