



November 2025

To: Dr. Kathi Weight, Superintendent

From: Sarah Jahn

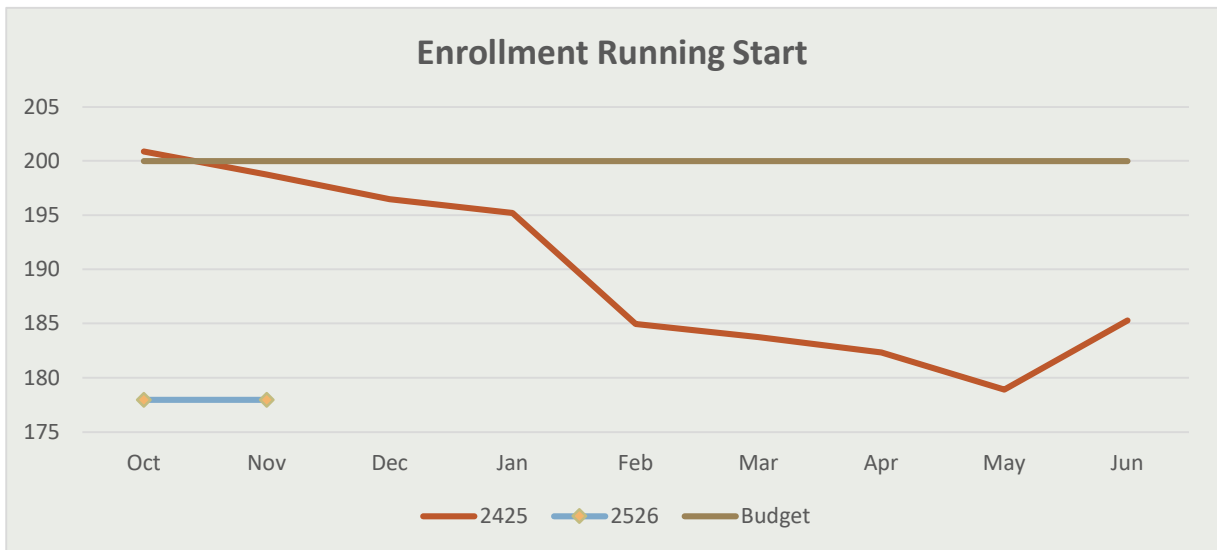
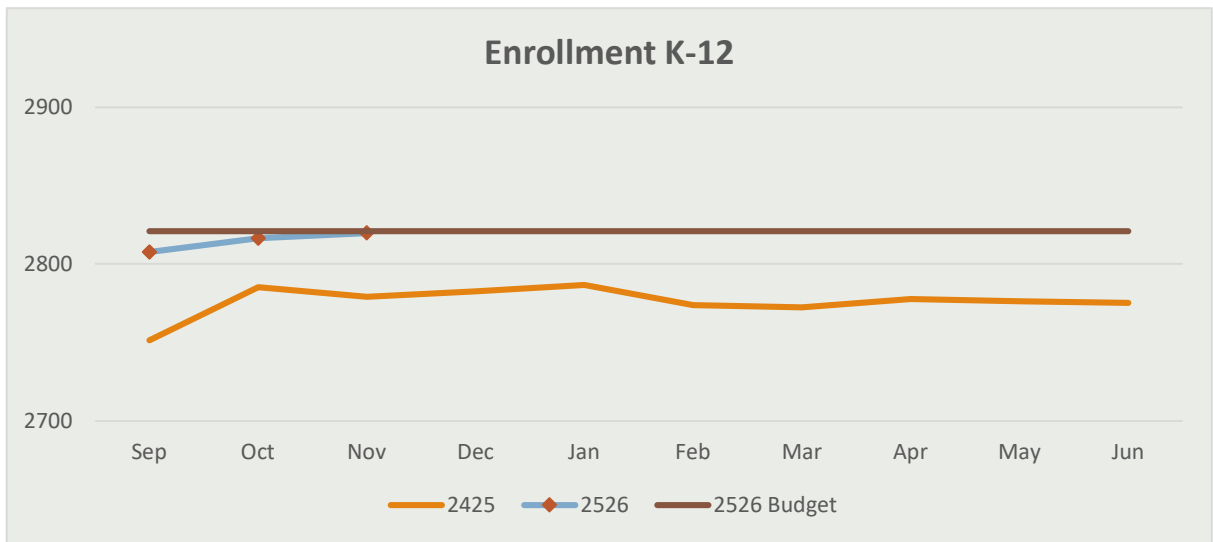
Subject: Financial Update for October 2025

Attached are the Budget Status Reports for all funds as of October 31, 2025, along with charts and data showing general fund balance, general fund cash balance, and November attendance.

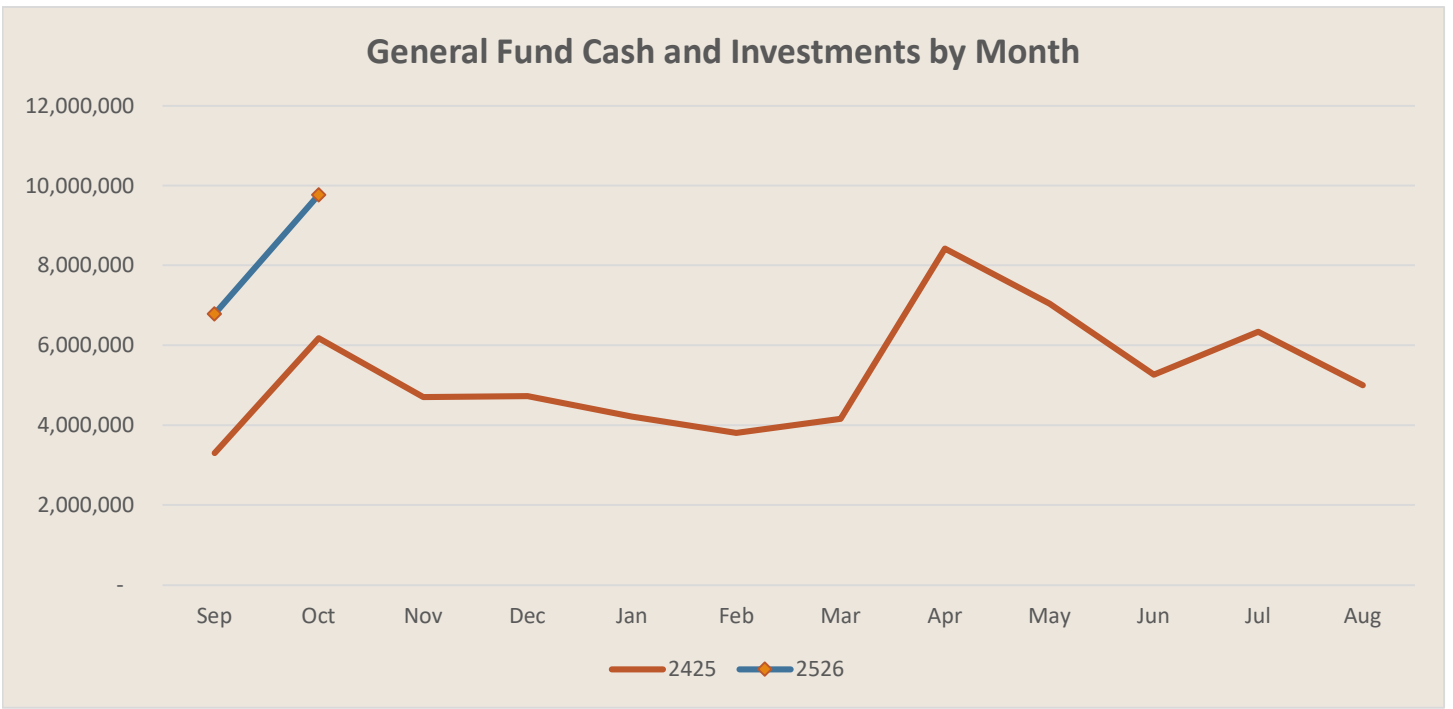
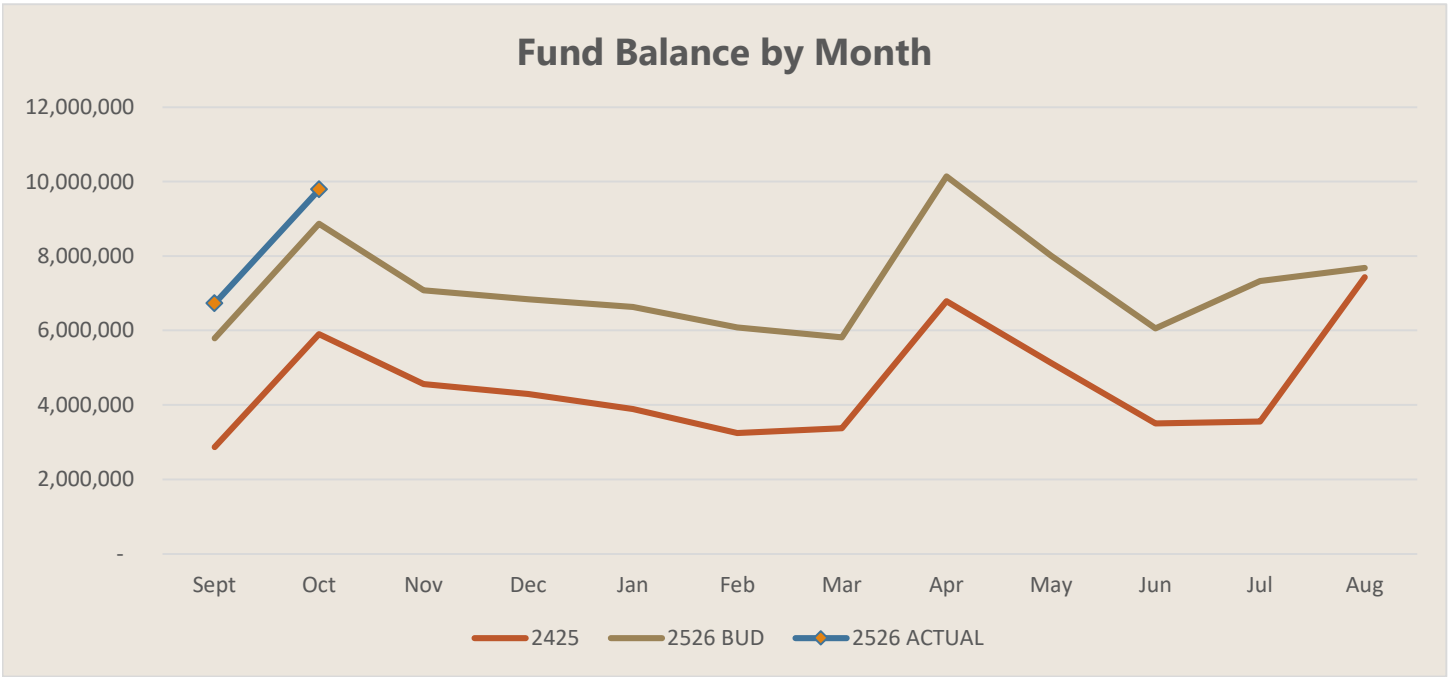
Enrollment for the year to date continues to be slightly above projection - no significant change from last month and consistent with expectations based on the beginning of the year enrollment. Running Start enrollment remains under projection.

General Fund balance as of the end of October was \$9,793,656 (18.06% of previous year budgeted expenditures). Our end of month cash balance is \$9,778,090.

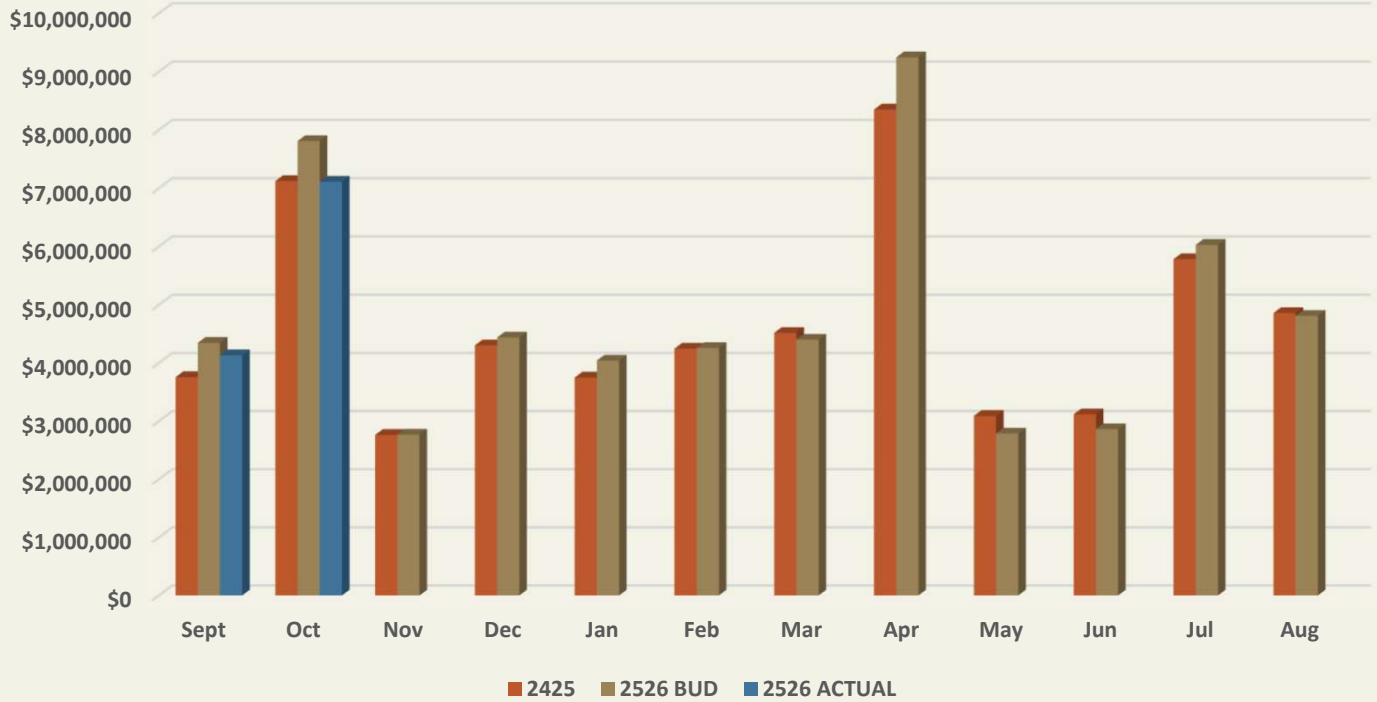
Enrollment	*REVISED*	<u>Current Month</u>
Budgeted FTE (K-12 w/RS)		3,021.00
Actual Average Annual FTE		2,997.73
FTE Over/Under Budget		(23.27)
AVG TK:		39.98



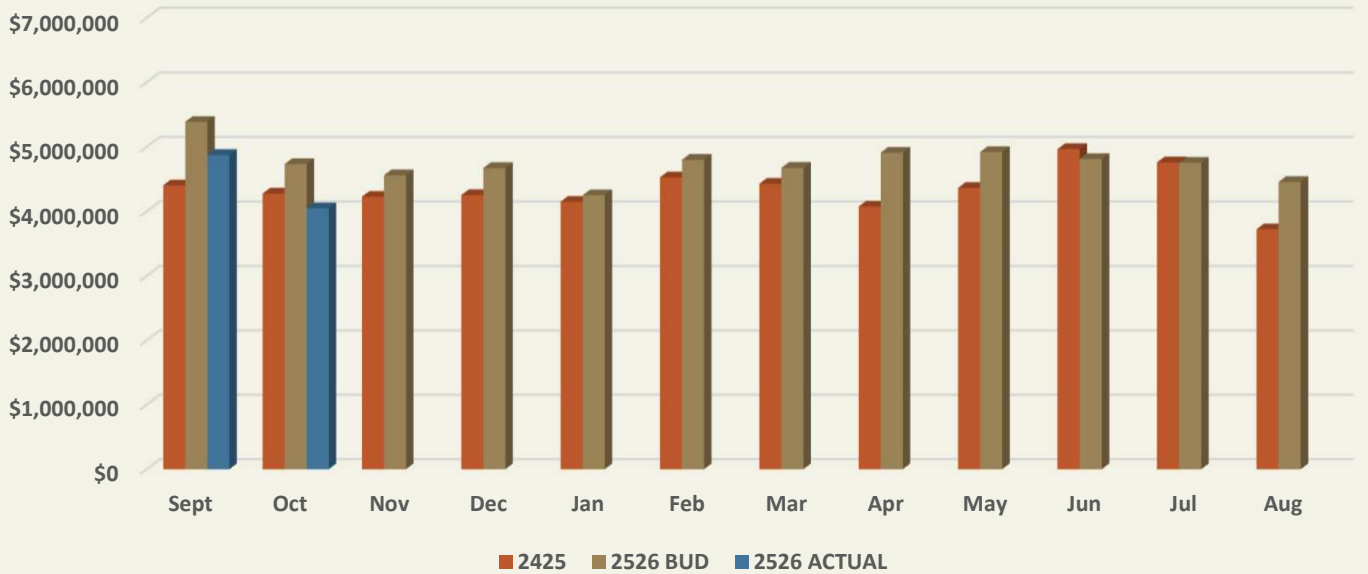
General Fund	Fund Balance	Cash
Prev Month End	6,731,712	4,414,779
Curr Month End	9,793,656	6,791,438
Inc/(Dec)	3,061,944	2,376,659
FB as a % of Exp	18.06%	



Monthly Revenue Compared to Budget and Prior Year



Monthly Expenses Compared to Budget and Prior Year



10--General Fund-- FUND BALANCE -- SPI ACCOUNTS -- Revised -- BUDGET-STATUS-REPORT
Fiscal Year 2025 (September 1, 2025 - August 31, 2026)

For the STEILACOOM SCHOOL DISTRICT #1 School District for the Month of October, 2025

	ANNUAL	ACTUAL	ACTUAL			
<u>A. REVENUES/OTHER FIN. SOURCES</u>	<u>BUDGET</u>	<u>FOR MONTH</u>	<u>FOR YEAR</u>	<u>ENCUMBRANCES</u>	<u>BALANCE</u>	<u>PERCENT</u>
1000 LOCAL TAXES	9,959,223	3,511,246.00	3,671,860.23		6,287,362.77	36.87
2000 LOCAL SUPPORT NONTAX	1,090,000	111,389.29	221,814.89		868,185.11	20.35
3000 STATE, GENERAL PURPOSE	32,400,400	2,591,722.37	5,593,951.66		26,806,448.34	17.27
4000 STATE, SPECIAL PURPOSE	10,904,800	773,917.42	1,712,567.78		9,192,232.22	15.70
5000 FEDERAL, GENERAL PURPOSE	245,000	.00	.00		245,000.00	0.00
6000 FEDERAL, SPECIAL PURPOSE	3,181,000	121,833.55	127,490.83		3,053,509.17	4.01
7000 REVENUES FR OTH SCH DIST	0	.00	.00		.00	0.00
8000 OTHER AGENCIES AND ASSOCIATES	0	.00	.00		.00	0.00
9000 OTHER FINANCING SOURCES	0	.00	.00		.00	0.00
<u>Total REVENUES/OTHER FIN. SOURCES</u>	57,780,423	7,110,108.63	11,327,685.39		46,452,737.61	19.60
<u>B. EXPENDITURES</u>						
00 Regular Instruction	29,924,187	2,225,250.17	4,756,038.32	22,505,890.25	2,662,258.43	91.10
10 Federal Stimulus	0	.00	.00	2,752.92	2,752.92-	0.00
20 Special Ed Instruction	8,778,309	694,953.94	1,353,205.34	6,753,436.83	671,666.83	92.35
30 Voc. Ed Instruction	2,947,644	228,863.95	428,860.57	1,881,330.56	637,452.87	78.37
40 Skills Center Instruction	0	.00	.00	0.00	.00	0.00
50+60 Compensatory Ed Instruct.	1,578,631	94,689.43	178,786.85	870,962.97	528,881.18	66.50
70 Other Instructional Pgms	1,212,283	27,803.20	98,684.63	175,443.98	938,154.39	22.61
80 Community Services	0	.00	.00	0.00	.00	0.00
90 Support Services	12,500,878	776,604.29	2,107,592.61	9,072,211.96	1,321,073.43	89.43
<u>Total EXPENDITURES</u>	56,941,932	4,048,164.98	8,923,168.32	41,262,029.47	6,756,734.21	88.13
<u>C. OTHER FIN. USES TRANS. OUT (GL 536)</u>	0	.00	.00			
<u>D. OTHER FINANCING USES (GL 535)</u>	0	.00	.00			
<u>E. EXCESS OF REVENUES/OTHER FIN.SOURCES</u>						
<u>OVER(UNDER) EXP/OTH FIN USES (A-B-C-D)</u>	838,491	3,061,943.65	2,404,517.07		1,566,026.07	186.77
<u>F. TOTAL BEGINNING FUND BALANCE</u>	5,183,400		7,389,138.14			
<u>G. GLS 896, 897, 898 ACCOUNTING</u>	XXXXXXXXX		.00			
<u>CHANGES AND ERROR CORRECTIONS (+OR-)</u>						
<u>H. TOTAL ENDING FUND BALANCE</u>	6,021,891		9,793,655.21			
<u>(E+F + OR - G)</u>						

I. ENDING FUND BALANCE ACCOUNTS:

G/L 810 Restricted For Other Items	0	.00
G/L 815 Restrict Unequalized Deduct Rev	0	.00
G/L 821 Restrictd for Carryover	320,700	240,531.61
G/L 823 Restricted for Carryover of Tra	0	.00
G/L 825 Restricted for Skills Center	0	.00
G/L 828 Restricted for C/O of FS Rev	77,000	82,860.32
G/L 830 Restricted for Debt Service	0	.00
G/L 835 Restrictd For Arbitrage Rebate	0	.00
G/L 840 Nonspnd FB - Invent/Prepd Itms	300,500	264,704.54
G/L 845 Restricted for Self-Insurance	0	.00
G/L 850 Restricted for Uninsured Risks	0	.00
G/L 870 Committed to Other Purposes	0	.00
G/L 872 Committed to Econmc Stabilizatn	0	.00
G/L 873 Committed to Depreciation Sub-F	0	.00
G/L 875 Assigned Contingencies	0	.00
G/L 884 Assigned to Other Cap Projects	0	.00
G/L 888 Assigned to Other Purposes	0	.00
G/L 890 Unassigned Fund Balance	2,302,491	6,182,018.74
G/L 891 Unassigned Min Fnd Bal Policy	3,021,200	3,023,540.00
<u>TOTAL</u>	6,021,891	9,793,655.21

20--CAPITAL PROJECT FUND-- FUND BALANCE -- SPI ACCOUNTS -- Revised -- BUDGET-STATUS-REPORT
Fiscal Year 2025 (September 1, 2025 - August 31, 2026)

For the STEILACOOM SCHOOL DISTRICT #1 School District for the Month of October, 2025

	ANNUAL	ACTUAL	ACTUAL			
A. REVENUES/OTHER FIN. SOURCES	BUDGET	FOR MONTH	FOR YEAR	ENCUMBRANCES	BALANCE	PERCENT
1000 Local Taxes	6,533,088	2,160,984.04	2,260,114.03		4,272,973.97	34.59
2000 Local Support Nontax	0	9,536.29	18,949.90		18,949.90-	0.00
3000 State, General Purpose	0	.00	.00		.00	0.00
4000 State, Special Purpose	0	.00	.00		.00	0.00
5000 Federal, General Purpose	0	.00	.00		.00	0.00
6000 Federal, Special Purpose	0	.00	.00		.00	0.00
7000 Revenues Fr Oth Sch Dist	0	.00	.00		.00	0.00
8000 Other Agencies and Associates	0	.00	.00		.00	0.00
9000 Other Financing Sources	0	.00	.00		.00	0.00
<u>Total REVENUES/OTHER FIN. SOURCES</u>	6,533,088	2,170,520.33	2,279,063.93		4,254,024.07	34.88
<u>B. EXPENDITURES</u>						
10 Sites	620,000	.00	.00	0.00	620,000.00	0.00
20 Buildings	2,005,000	.00	.00	0.00	2,005,000.00	0.00
30 Equipment	1,285,000	2,802.52	60,211.73	133,686.09	1,091,102.18	15.09
40 Energy	0	.00	.00	0.00	.00	0.00
50 Sales & Lease Expenditure	0	1,092.00	1,092.00	8,908.00	10,000.00-	0.00
60 Bond Issuance Expenditure	0	.00	.00	0.00	.00	0.00
90 Debt	0	.00	.00	0.00	.00	0.00
<u>Total EXPENDITURES</u>	3,910,000	3,894.52	61,303.73	142,594.09	3,706,102.18	5.21
<u>C. OTHER FIN. USES TRANS. OUT (GL 536)</u>	0	.00	.00			
<u>D. OTHER FINANCING USES (GL 535)</u>	0	.00	.00			
<u>E. EXCESS OF REVENUES/OTHER FIN. SOURCES</u>						
<u>OVER(UNDER) EXP/OTH FIN USES (A-B-C-D)</u>	2,623,088	2,166,625.81	2,217,760.20		405,327.80-	15.45-
<u>F. TOTAL BEGINNING FUND BALANCE</u>	3,969,000		2,324,397.36			
<u>G. GLS 896, 897, 898 ACCOUNTING</u>	XXXXXXXXX		.00			
<u>CHANGES AND ERROR CORRECTIONS (+OR-)</u>						
<u>H. TOTAL ENDING FUND BALANCE</u>	6,592,088		4,542,157.56			
<u>(E+F + OR - G)</u>						

I. ENDING FUND BALANCE ACCOUNTS:

G/L 810 Restricted For Other Items	0	.00
G/L 825 Restricted for Skills Center	0	.00
G/L 830 Restricted for Debt Service	0	.00
G/L 835 Restricted For Arbitrage Rebate	0	.00
G/L 840 Nonspnd FB - Invent/Prepd Itms	85,000	8,244.35
G/L 850 Restricted for Uninsured Risks	0	.00
G/L 861 Restricted from Bond Proceeds	0	.00
G/L 862 Committed from Levy Proceeds	3,810,000-	6,286,876.29
G/L 863 Restricted from State Proceeds	0	.00
G/L 864 Restricted from Fed Proceeds	0	.00
G/L 865 Restricted from Other Proceeds	0	.00
G/L 866 Restricted from Impact Proceeds	84,000	162,852.64
G/L 867 Restricted from Mitigation Fees	0	.00
G/L 869 Restricted fr Undistr Proceeds	0	.00
G/L 870 Committed to Other Purposes	0	.00
G/L 889 Assigned to Fund Purposes	10,233,088	1,915,815.72-
G/L 890 Unassigned Fund Balance	0	.00
<u>TOTAL</u>	6,592,088	4,542,157.56

30--DEBT SERVICE FUND-- FUND BALANCE -- SPI ACCOUNTS -- Revised -- BUDGET-STATUS-REPORT
Fiscal Year 2025 (September 1, 2025 - August 31, 2026)

For the STEILACOOM SCHOOL DISTRICT #1 School District for the Month of October, 2025

	ANNUAL BUDGET	ACTUAL FOR MONTH	ACTUAL FOR YEAR	ENCUMBRANCES	BALANCE	PERCENT
A. REVENUES/OTHER FIN. SOURCES						
1000 Local Taxes	0	226.51	268.46-		268.46	0.00
2000 Local Support Nontax	50,000	2,855.98	5,664.85		44,335.15	11.33
3000 State, General Purpose	0	.00	.00		.00	0.00
5000 Federal, General Purpose	0	.00	.00		.00	0.00
9000 Other Financing Sources	0	.00	.00		.00	0.00
<u>Total REVENUES/OTHER FIN. SOURCES</u>	50,000	3,082.49	5,396.39		44,603.61	10.79
B. EXPENDITURES						
Matured Bond Expenditures	0	.00	.00	0.00	.00	0.00
Interest On Bonds	0	.00	.00	0.00	.00	0.00
Interfund Loan Interest	0	.00	.00	0.00	.00	0.00
Bond Transfer Fees	0	.00	.00	0.00	.00	0.00
Arbitrage Rebate	0	.00	.00	0.00	.00	0.00
Underwriter's Fees	0	.00	.00	0.00	.00	0.00
<u>Total EXPENDITURES</u>	0	.00	.00	0.00	.00	0.00
C. <u>OTHER FIN. USES TRANS. OUT (GL 536)</u>	0	.00	.00			
D. <u>OTHER FINANCING USES (GL 535)</u>	0	.00	.00			
E. EXCESS OF REVENUES/OTHER FIN.SOURCES OVER(UNDER) EXPENDITURES (A-B-C-D)						
	50,000	3,082.49	5,396.39		44,603.61-	89.21-
F. <u>TOTAL BEGINNING FUND BALANCE</u>	900,000		914,652.81			
G. <u>GLS 896, 897, 898 ACCOUNTING CHANGES AND ERROR CORRECTIONS (+OR-)</u>	XXXXXXXXX		.00			
H. <u>TOTAL ENDING FUND BALANCE (E+F + OR - G)</u>	950,000		920,049.20			
I. ENDING FUND BALANCE ACCOUNTS:						
G/L 810 Restricted for Other Items	0		.00			
G/L 830 Restricted for Debt Service	950,000		920,049.20			
G/L 835 Restrictd For Arbitrage Rebate	0		.00			
G/L 870 Committed to Other Purposes	0		.00			
G/L 889 Assigned to Fund Purposes	0		.00			
G/L 890 Unassigned Fund Balance	0		.00			
<u>TOTAL</u>	950,000		920,049.20			

40--ASB FUND-- FUND BALANCE -- SPI ACCOUNTS -- Revised -- BUDGET-STATUS-REPORT
Fiscal Year 2025 (September 1, 2025 - August 31, 2026)

For the STEILACOOM SCHOOL DISTRICT #1 School District for the Month of October, 2025

	ANNUAL BUDGET	ACTUAL FOR MONTH	ACTUAL FOR YEAR	ENCUMBRANCES	BALANCE	PERCENT
A. REVENUES						
1000 General Student Body	244,000	18,329.57	89,305.83		154,694.17	36.60
2000 Athletics	262,000	3,599.30	9,909.27		252,090.73	3.78
3000 Classes	69,700	4,338.00	5,689.50		64,010.50	8.16
4000 Clubs	866,500	60,616.62	69,220.88		797,279.12	7.99
6000 Private Moneys	7,000	.00	339.96		6,660.04	4.86
<u>Total REVENUES</u>	<u>1,449,200</u>	<u>86,883.49</u>	<u>174,465.44</u>		<u>1,274,734.56</u>	<u>12.04</u>
B. EXPENDITURES						
1000 General Student Body	245,100	2,384.12	4,559.12	1,938.01	238,602.87	2.65
2000 Athletics	316,600	10,802.34	32,521.23	5,616.14	278,462.63	12.05
3000 Classes	63,700	2,186.94	2,186.94	12,387.36	49,125.70	22.88
4000 Clubs	782,700	25,539.93	25,539.93	224,262.97	532,897.10	31.92
6000 Private Moneys	8,700	162.50	162.50	0.00	8,537.50	1.87
<u>Total EXPENDITURES</u>	<u>1,416,800</u>	<u>41,075.83</u>	<u>64,969.72</u>	<u>244,204.48</u>	<u>1,107,625.80</u>	<u>21.82</u>
C. EXCESS OF REVENUES OVER (UNDER) EXPENDITURES (A-B)						
	32,400	45,807.66	109,495.72		77,095.72	237.95
D. TOTAL BEGINNING FUND BALANCE						
	400,000		311,022.59			
E. GLS 896, 897, 898 ACCOUNTING CHANGES AND ERROR CORRECTIONS (+OR-)						
			.00			
F. TOTAL ENDING FUND BALANCE (C+D + OR - E)						
	432,400		420,518.31			
G. ENDING FUND BALANCE ACCOUNTS:						
G/L 810 Restricted for Other Items	0		.00			
G/L 819 Restricted for Fund Purposes	432,400		420,518.31			
G/L 840 Nonspnd FB - Invent/Prepd Itms	0		.00			
G/L 850 Restricted for Uninsured Risks	0		.00			
G/L 870 Committed to Other Purposes	0		.00			
G/L 889 Assigned to Fund Purposes	0		.00			
G/L 890 Unassigned Fund Balance	0		.00			
<u>TOTAL</u>	<u>432,400</u>		<u>420,518.31</u>			

90--TRANSPORTATION VEHICLE FUND-- FUND BALANCE -- SPI ACCOUNTS -- Revised -- BUDGET-STATUS-REPORT
Fiscal Year 2025 (September 1, 2025 - August 31, 2026)

For the STEILACOOM SCHOOL DISTRICT #1 School District for the Month of October, 2025

	ANNUAL BUDGET	ACTUAL FOR MONTH	ACTUAL FOR YEAR	ENCUMBRANCES	BALANCE	PERCENT
<u>A. REVENUES/OTHER FIN. SOURCES</u>						
1000 Local Taxes	0	.00	.00		.00	0.00
2000 Local Nontax	5,000	503.25	998.40		4,001.60	19.97
3000 State, General Purpose	0	.00	.00		.00	0.00
4000 State, Special Purpose	0	.00	.00		.00	0.00
5000 Federal, General Purpose	0	.00	.00		.00	0.00
6000 Federal, Special Purpose	0	.00	.00		.00	0.00
8000 Other Agencies and Associates	0	.00	.00		.00	0.00
9000 Other Financing Sources	0	.00	.00		.00	0.00
<u>A. TOTAL REV/OTHER FIN.SRCS(LESS TRANS)</u>	<u>5,000</u>	<u>503.25</u>	<u>998.40</u>		<u>4,001.60</u>	<u>19.97</u>
<u>B. 9900 TRANSFERS IN FROM GF</u>	<u>0</u>	<u>.00</u>	<u>.00</u>		<u>.00</u>	<u>0.00</u>
<u>C. Total REV./OTHER FIN. SOURCES</u>	<u>5,000</u>	<u>503.25</u>	<u>998.40</u>		<u>4,001.60</u>	<u>19.97</u>
<u>D. EXPENDITURES</u>						
Type 30 Equipment	0	.00	.00	0.00	.00	0.00
Type 40 Energy	0	.00	.00	0.00	.00	0.00
Type 60 Bond Levy Issuance	0	.00	.00	0.00	.00	0.00
Type 90 Debt	0	.00	.00	0.00	.00	0.00
<u>Total EXPENDITURES</u>	<u>0</u>	<u>.00</u>	<u>.00</u>	<u>0.00</u>	<u>.00</u>	<u>0.00</u>
<u>E. OTHER FIN. USES TRANS. OUT (GL 536)</u>	<u>0</u>	<u>.00</u>	<u>.00</u>			
<u>F. OTHER FINANCING USES (GL 535)</u>	<u>0</u>	<u>.00</u>	<u>.00</u>			
<u>G. EXCESS OF REVENUES/OTHER FIN SOURCES OVER(UNDER) EXP/OTH FIN USES (C-D-E-F)</u>	<u>5,000</u>	<u>503.25</u>	<u>998.40</u>		<u>4,001.60-</u>	<u>80.03-</u>
<u>H. TOTAL BEGINNING FUND BALANCE</u>	<u>180,000</u>		<u>232,176.26</u>			
<u>I. GLS 896, 897, 898 ACCOUNTING CHANGES AND ERROR CORRECTIONS (+OR-)</u>	<u>XXXXXXXXX</u>		<u>.00</u>			
<u>J. TOTAL ENDING FUND BALANCE (G+H + OR - I)</u>	<u>185,000</u>		<u>233,174.66</u>			

K. ENDING FUND BALANCE ACCOUNTS:

G/L 810 Restricted For Other Items	0	.00
G/L 819 Restricted for Fund Purposes	185,000	233,174.66
G/L 830 Restricted for Debt Service	0	.00
G/L 835 Restricted For Arbitrage Rebate	0	.00
G/L 850 Restricted for Uninsured Risks	0	.00
G/L 889 Assigned to Fund Purposes	0	.00
G/L 890 Unassigned Fund Balance	0	.00
<u>TOTAL</u>	185,000	233,174.66

***** End of report *****