



Phase 3 Implementation
School Board Presentation
November 11, 2025

Bond 2021



Campus	School Year
West Elementary School	2024-2025
West Intermediate School	2025-2026
CPJHS Addition	2026-2027
Tomball West High School	2026-2027



DZR Review

- Comprehensive and transparent process for creating new zones
- Incorporated a tremendous amount of feedback from parents
- All information, maps, documents and videos are available online for review
- Administration created new zones for all levels to inform community of long-term plans
- School Board has already approved the phase one and two plans and endorsed the phase three plan in the Fall of 2023
- Annual commitment to review the projections and ensure accuracy
- Trustee final approval of new zones prior to implementation

District Zone Reset Phased Implementation

2024-25 Phase 1	2025-26 Phase 2	2026-27 Phase 3
<p>Elementary</p> <ul style="list-style-type: none"> ● Canyon Pointe ES ● Decker Prairie ES ● Grand Oaks ES ● Lakewood ES ● Rosehill ES ● Tomball ES ● West ES ● Willow Creek ES ● Wood ES <p>CHANGE TO INTERMEDIATE, JUNIOR HIGH OR HIGH SCHOOLS</p>	<p>Intermediate</p> <ul style="list-style-type: none"> ● Northpointe IS ● Oakcrest IS ● Tomball IS ● West IS <p>Junior High</p> <ul style="list-style-type: none"> ● Grand ● Tom ● Wood JH <p>CHANGE TO ELEMENTARY OR HIGH SCHOOLS</p>	<p>Elementary K-4 Reconfiguration</p> <ul style="list-style-type: none"> ● Creekside Forest ES ● Creekview ES ● Timber Creek ES <p>Creekside Park JH Addition</p> <ul style="list-style-type: none"> ● Creekside Park JH 5-8 <p>High School</p> <ul style="list-style-type: none"> ● 11-12 grade UNAFFECTED ● Tomball ● Tomball Memorial ● Tomball West

IMPLEMENTED

IMPLEMENTED

Phase 2 Implementation

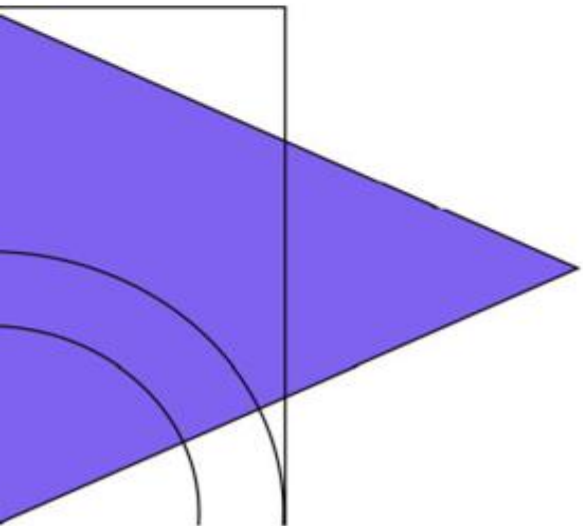
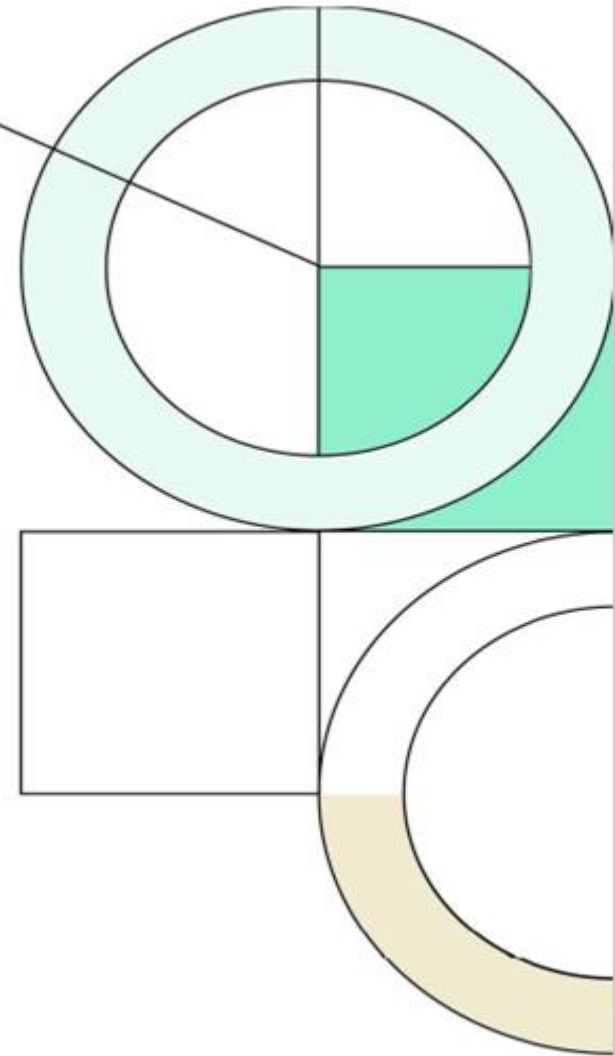
Campus	DZR Projected Enrollment (F23)	PEIMS Snapshot Enrollment (F25)	Difference
Northpointe IS	850	859	9
Oakcrest IS	764	676	-88
Tomball IS	827	635	-192
West IS	429	636	207
Grand Lakes JH	956	983	27
Tomball JH	847	787	-60
Willow Wood JH	1196	1174	-22

Potential Factors in Enrollment Variation

- Enrollment swings at TIS & WIS are related to the change in the bilingual program location
- Expansion in the western / southwestern portion of TISD
- Decreased housing market activity
- Lower student yields in the secondary level
- Variety of options available to students and parents



Fall 2025 Enrollment and Housing Report





Tomball ISD New Home Activity

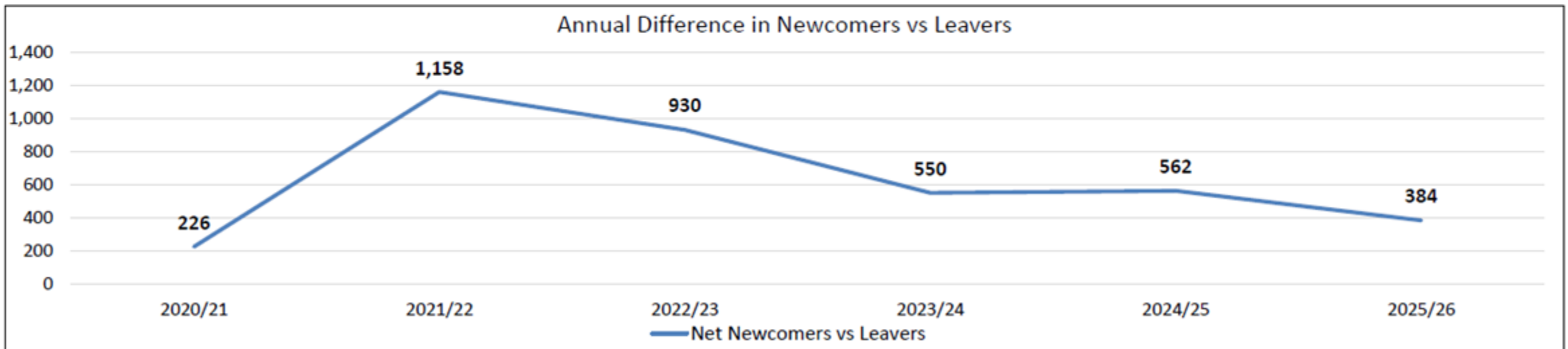
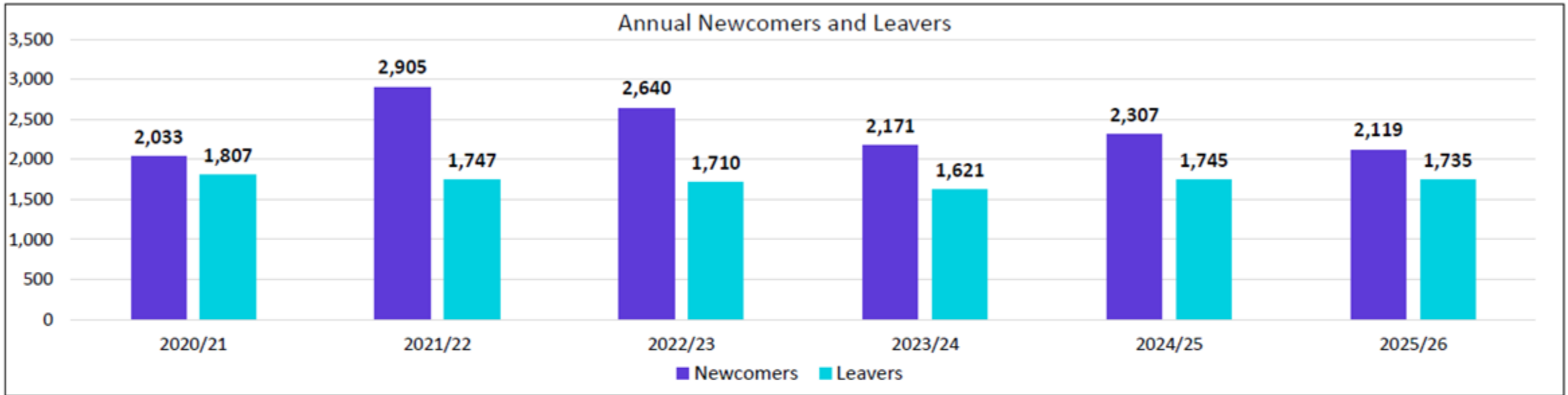
Single-Family Housing



Starts	2018	2019	2020	2021	2022	2023	2024	2025
1Q	265	291	380	399	448	256	288	154
2Q	321	311	366	527	320	340	334	131
3Q	321	323	461	413	268	282	119	192
4Q	196	288	403	276	135	250	289	
Total	1,103	1,213	1,610	1,615	1,171	1,128	1,030	477

Closings	2018	2019	2020	2021	2022	2023	2024	2025
1Q	215	247	331	349	384	284	252	247
2Q	234	318	399	356	398	195	314	224
3Q	305	373	404	262	322	334	247	178
4Q	251	310	429	428	402	265	296	
Total	1,005	1,248	1,563	1,395	1,506	1,078	1,109	649

Source: Zonda

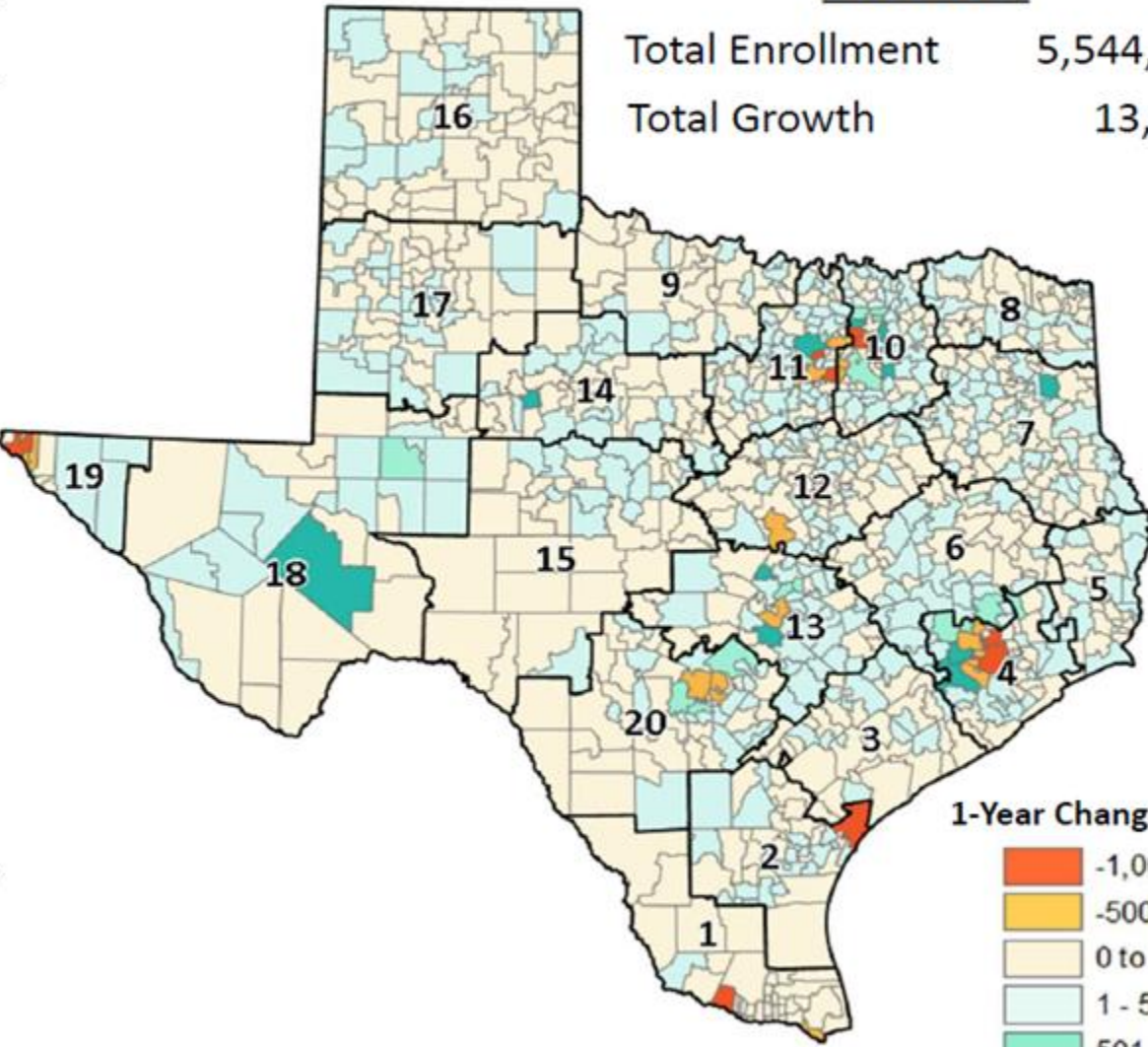


State Enrollment Trends

2024-2025

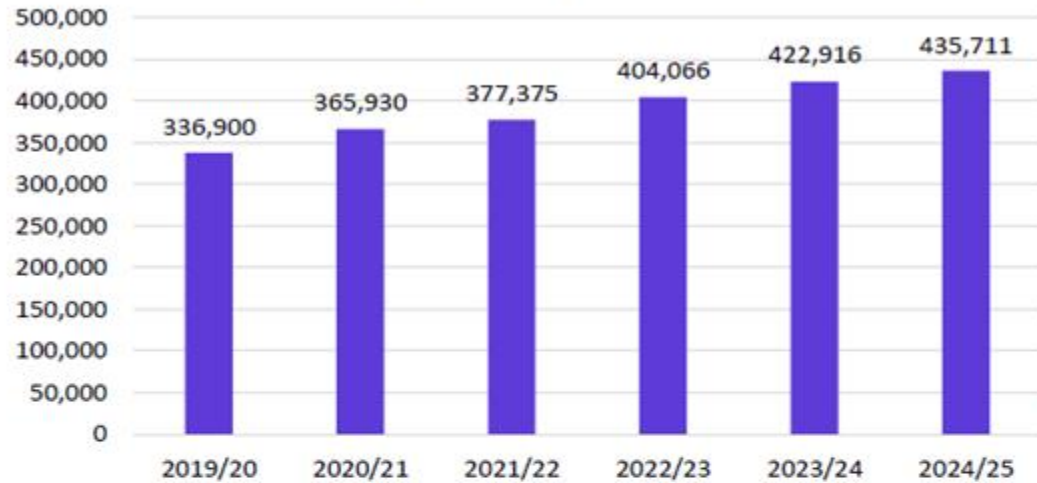
Total Enrollment 5,544,255
Total Growth 13,019

Texas ISD Enrollment Annual Change

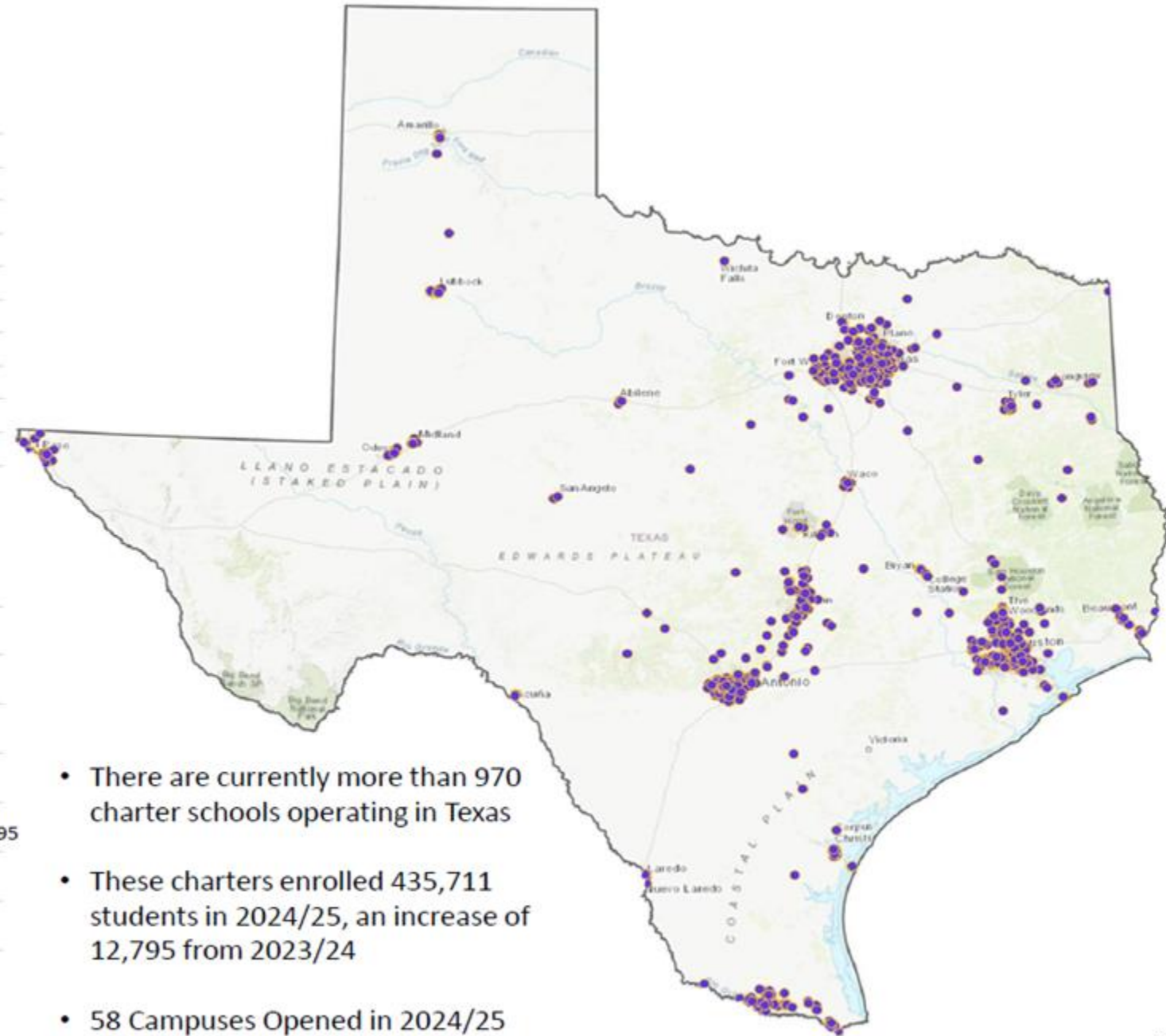


Charter Schools

Total Charter Enrollment



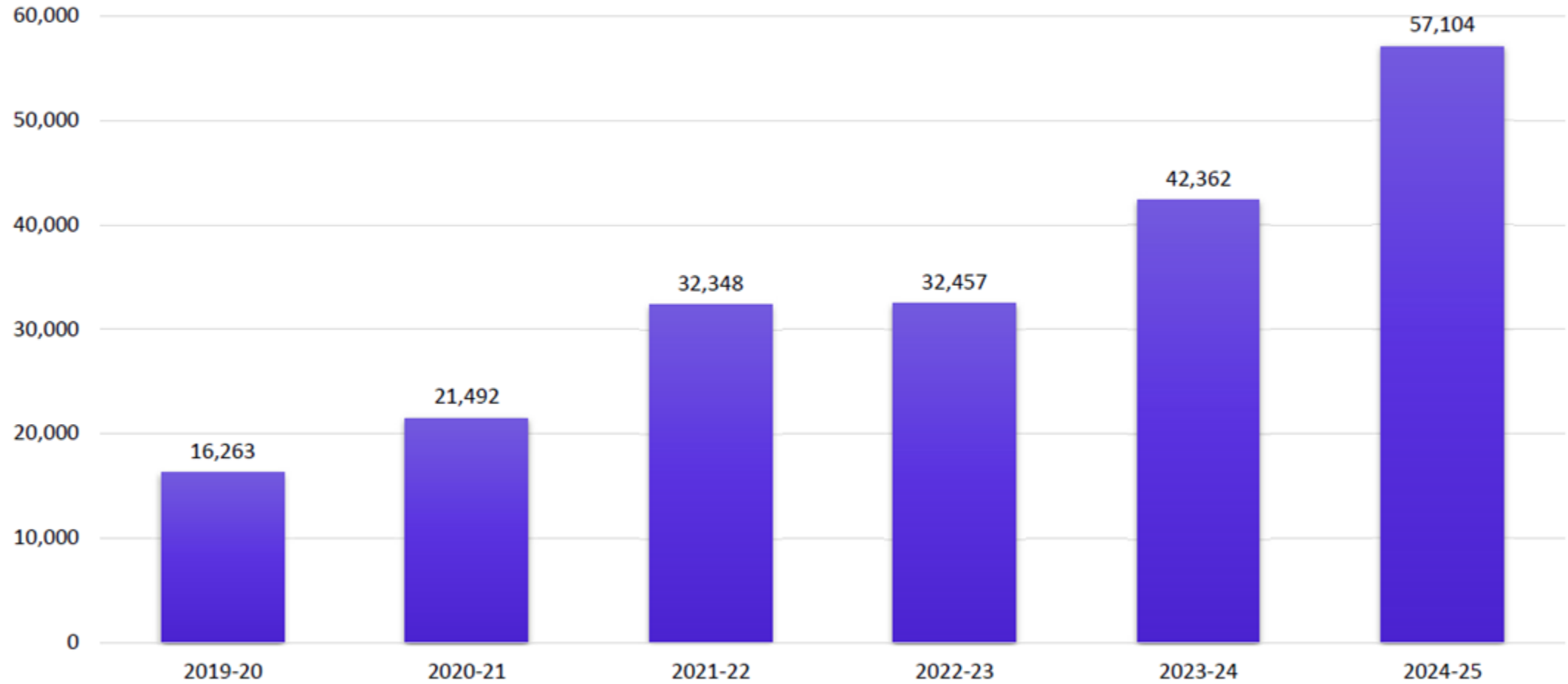
Charter Enrollment Change



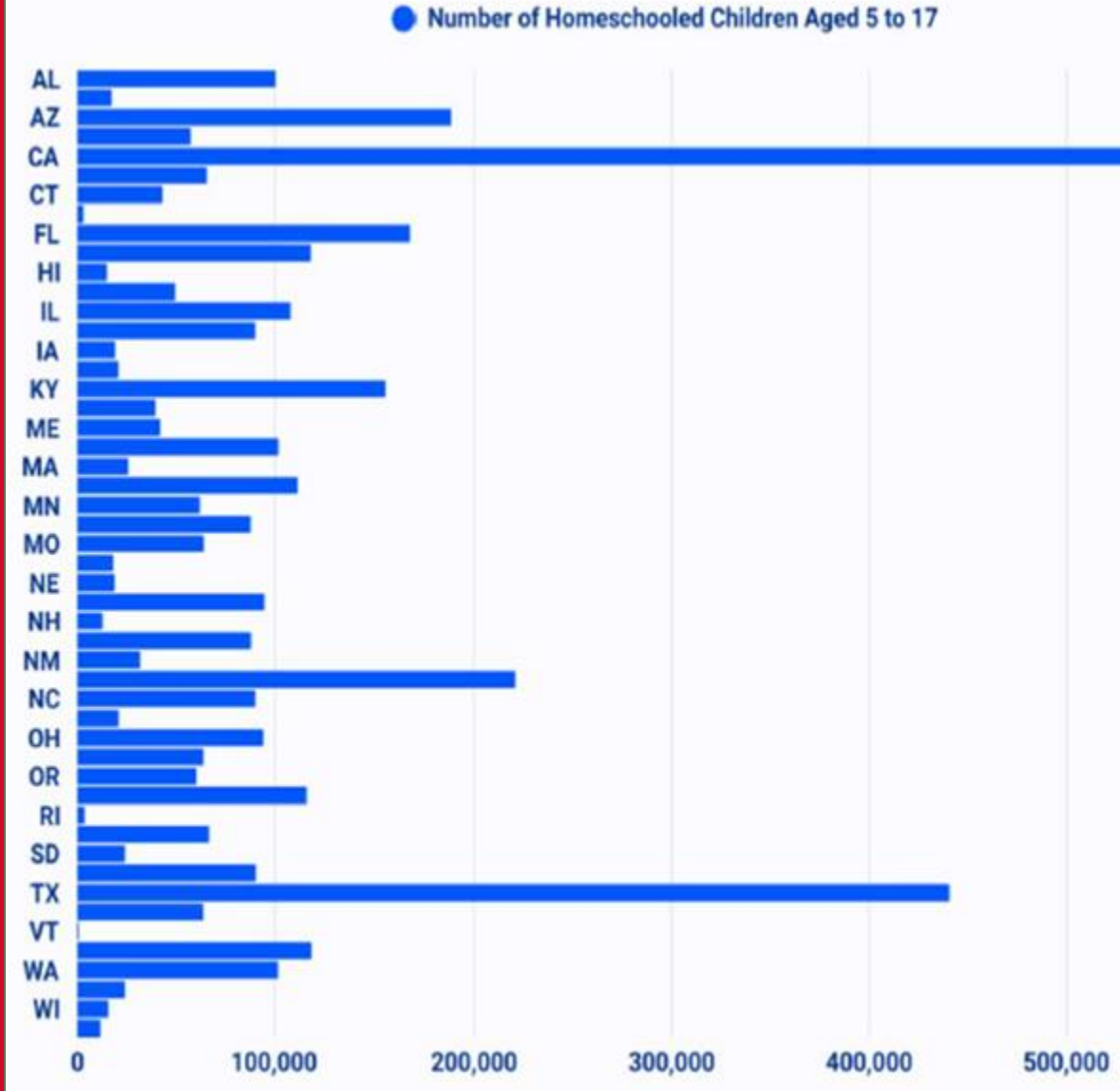
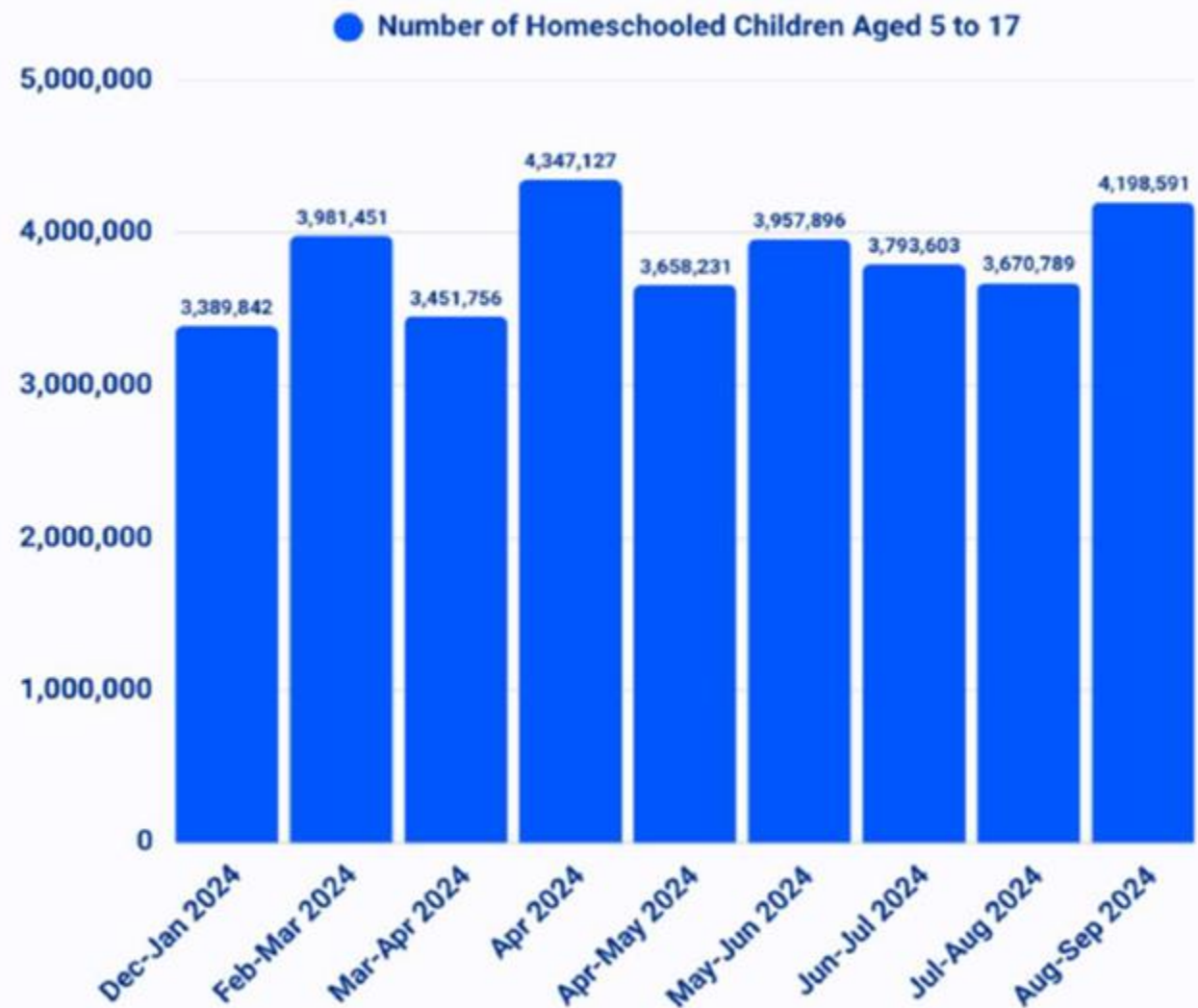
- There are currently more than 970 charter schools operating in Texas
- These charters enrolled 435,711 students in 2024/25, an increase of 12,795 from 2023/24
- 58 Campuses Opened in 2024/25

Texas Virtual School Enrollment

State of Texas - Virtual/Online School Enrollment



U.S. Homeschool estimates

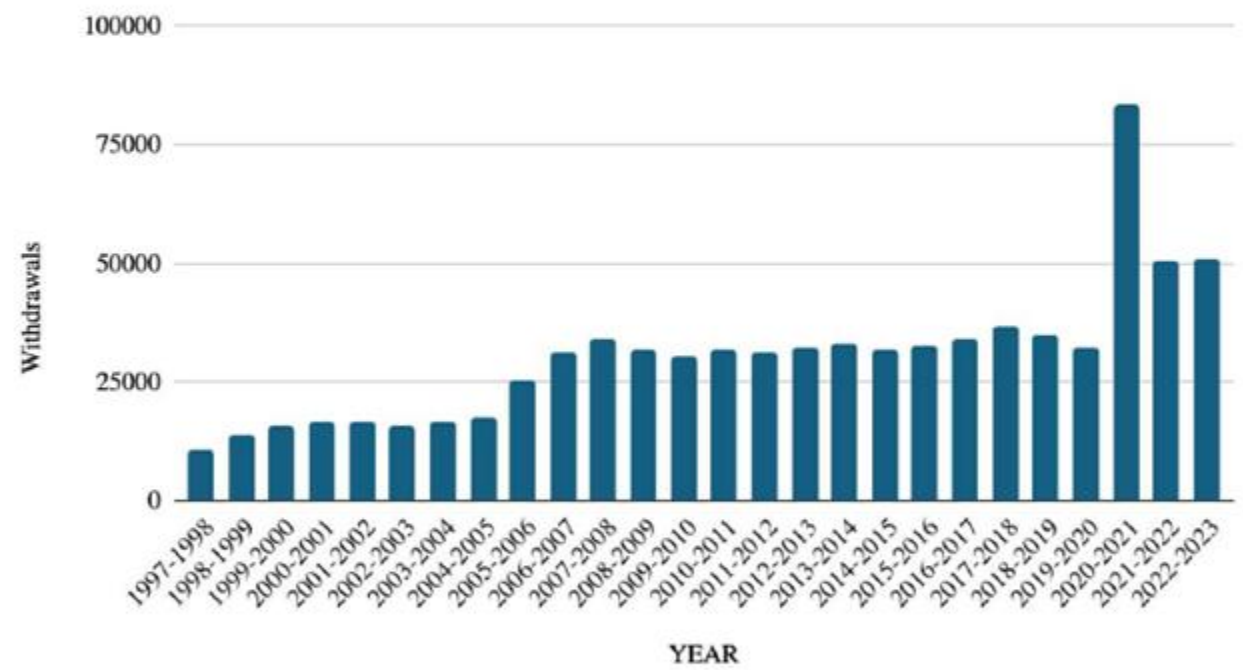


*Sources: U.S. Census Bureau Household Pulse Survey Data Tables

*Sources: U.S. Census Bureau Household Pulse Survey Data Tables

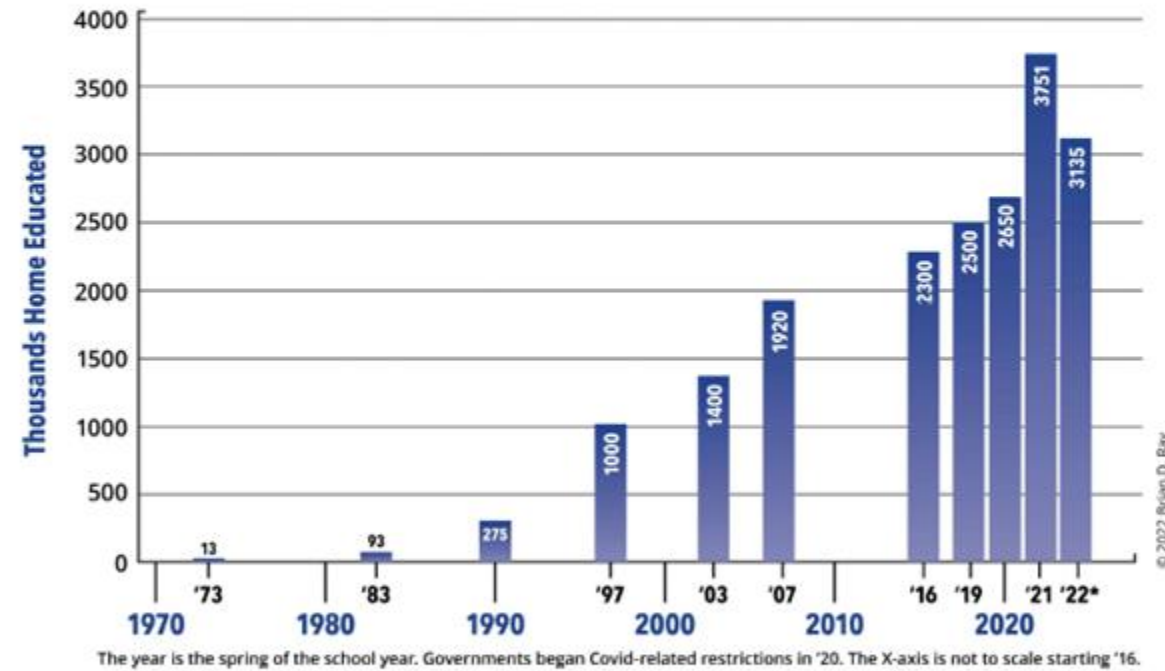
Homeschooling

Withdrawals to Homeschool in Texas



Zonda ISD client 2022 Home School withdrawals = 424
 2023 = 490
 2024 = 520
 2025 = 267 thru 10/3

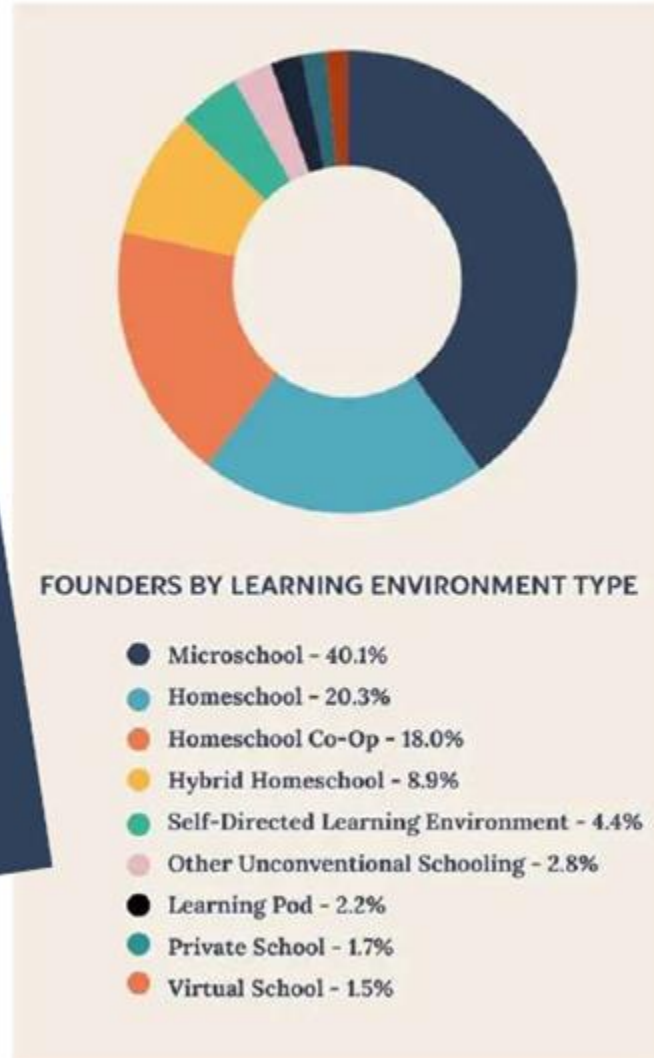
GROWTH OF HOMESCHOOLING IN THE UNITED STATES



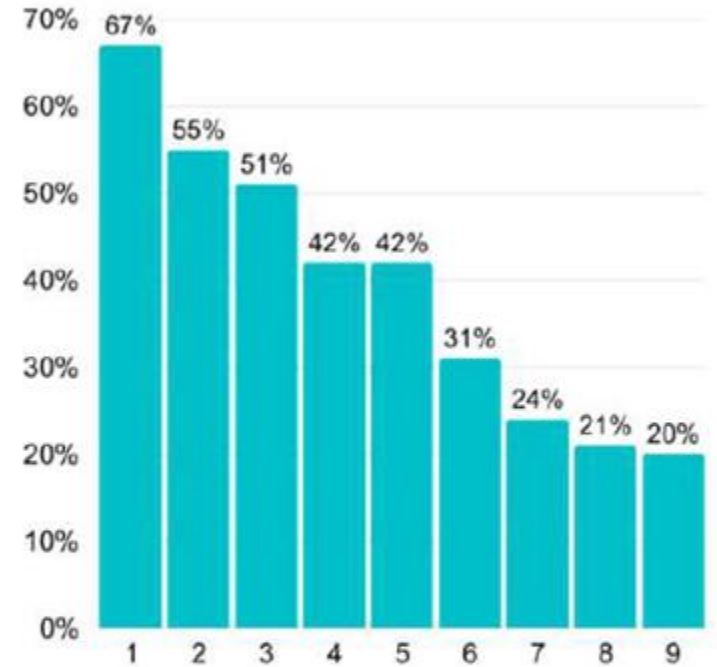
© 2022 Brian D. Ray

Micro-Schooling

- Approximately 95,000 micro-schools are in operation in the US
- Between 750,000 and 2.1 million students attend these smaller, more personalized education designs



Main Motivators for Creating Micro-Schools



- 1: To enable children to thrive as they had not in prior settings
- 2: Offer educational options more relevant to the future of learners served
- 3: Provide opportunities to systemically underserved or marginalized communities
- 4: Emphasize specialized nonreligious learning philosophies (i.e., child-centered learning, Montessori, Waldorf, etc)
- 5: To create an opportunity for myself as an educator to thrive in a way I could not in previous settings
- 6: Parent creating solution for their own child
- 7: Counter learning loss
- 8: Provide religious/faith instruction
- 9: Professional success as entrepreneur

Enrollment and Cohort History by Grade

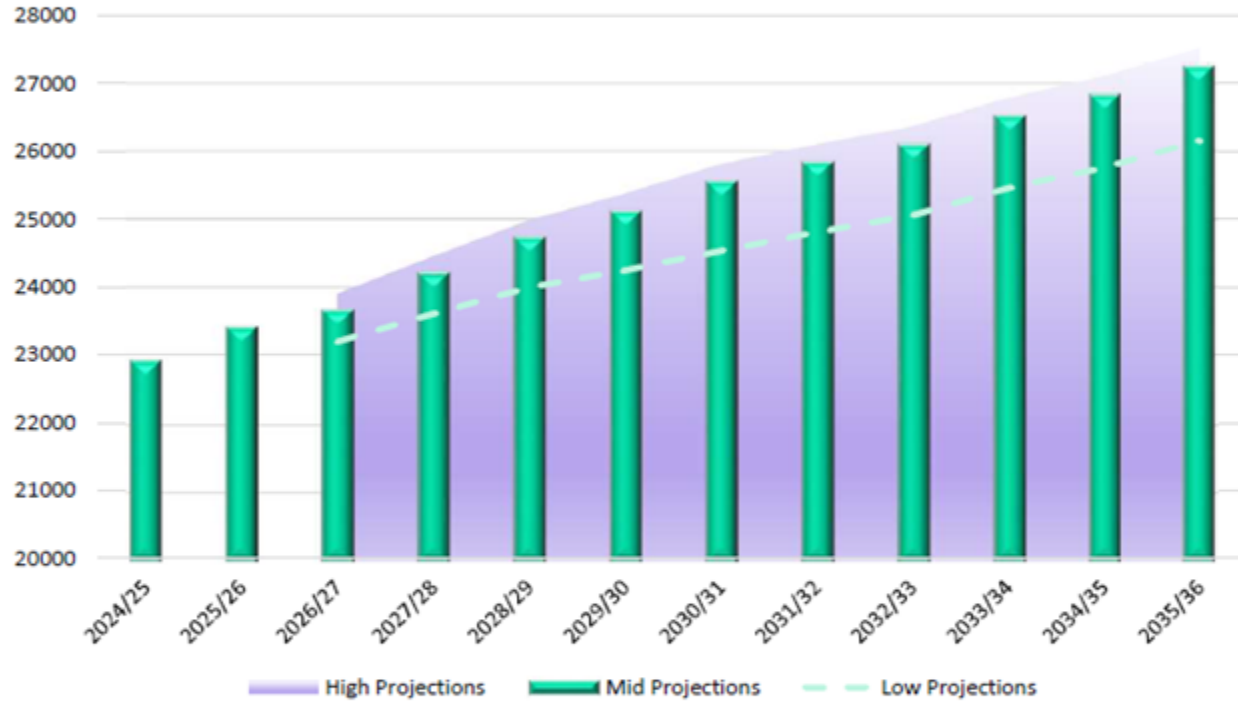
Year	EE	PK	K	1st	2nd	3rd	4th	5th	6th	7th	8th	9th	10th	11th	12th	Total	Growth	% Growth
2021/22	119	310	1,469	1,520	1,553	1,599	1,585	1,551	1,564	1,661	1,628	1,621	1,484	1,293	1,295	20,252	1,585	8.5%
2022/23	109	327	1,465	1,633	1,626	1,669	1,716	1,671	1,701	1,658	1,733	1,715	1,619	1,501	1,303	21,446	1,194	5.9%
2023/24	127	314	1,459	1,560	1,723	1,679	1,751	1,765	1,749	1,764	1,727	1,816	1,720	1,563	1,498	22,215	769	3.6%
2024/25	295	394	1,416	1,583	1,602	1,777	1,723	1,807	1,847	1,811	1,823	1,789	1,826	1,672	1,558	22,923	708	3.2%
2025/26	103	369	1,452	1,557	1,672	1,709	1,895	1,797	1,858	1,903	1,851	1,873	1,760	1,726	1,708	23,233	310	1.4%

2025/26 Proj.																			
	378	1,406	1,507	1,650	1,682	1,880	1,778	1,901	1,928	1,851	1,895	1,788	1,778	1,661	23,371				
	-9	46	50	22	27	15	19	-43	-25	0	-22	-28	-52	47	46				
	3.15%	3.20%	3.20%	1.33%	1.56%	0.79%	1.06%	-2.31%	-1.31%	0.00%	-1.17%	-1.59%	-3.01%	2.75%	0.20%				

Cohort	EE	PK	KG	1st	2nd	3rd	4th	5th	6th	7th	8th	9th	10th	11th	12th	Elem.	Int.	JH	HS	Total
3-year AVG	1.279	0.249	0.997	1.083	1.046	1.044	1.047	1.034	1.040	1.034	1.032	1.037	0.997	0.961	1.005	1.043	1.037	1.033	1.000	1.028
2022/23	0.916	0.223	0.997	1.112	1.070	1.075	1.073	1.054	1.097	1.060	1.043	1.053	0.999	1.011	1.008	1.065	1.075	1.052	1.018	1.050
2023/24	1.165	0.216	0.996	1.065	1.055	1.033	1.049	1.029	1.047	1.037	1.042	1.048	1.003	0.965	0.998	1.040	1.038	1.039	1.004	1.028
2024/25	2.323	0.278	0.971	1.085	1.027	1.031	1.026	1.032	1.046	1.035	1.033	1.036	1.006	0.972	0.997	1.028	1.039	1.034	1.003	1.023
2025/26	0.349	0.254	1.025	1.100	1.056	1.067	1.066	1.043	1.028	1.030	1.022	1.027	0.984	0.945	1.022	1.063	1.036	1.026	0.994	1.032

- 6th – 9th Grade Cohorts have declined for 4 consecutive years
- 25/26 Enrollment exceeded forecast by 46 students while many secondary projections fell below forecast

Enrollment Range Forecast



School Year	Low Projections	Mid Projections	High Projections
2024/25		22,923	
2025/26		23,417	
2026/27	23,197	23,670	23,907
2027/28	23,610	24,216	24,458
2028/29	23,993	24,735	24,983
2029/30	24,245	25,124	25,375
2030/31	24,534	25,557	25,812
2031/32	24,811	25,845	26,104
2032/33	25,059	26,103	26,364
2033/34	25,459	26,520	26,785
2034/35	25,761	26,835	27,103
2035/36	26,157	27,247	27,519

Low Range Projections

- Slow down in Housing Starts & Closings
- Increases in Homeschooling & Private School Enrollment
- Lower Kindergarten & Early Elementary Grade Enrollment
- School of Choice options lower overall housing yields

Mid-Range Projections

- Economic Conditions remain stable
- Continued population growth & Housing Activity
- Minimal Impact from trends in Homeschooling & Private School Enrollment
- Maintaining current housing yields
- Current Transfer patterns remain

High Range Projections

- Future Interest Rate Cuts & Favorable Mortgage Rates
- Surge in Housing Starts & Closings
- Programs and Marketing Efforts increase Enrollment through Transfer Students
- Slight increases in housing yields



District Information -



Tomball ISD enrollment increased by **3,165** over the last five years. The District has seen enrollment increase this new 2025-26 school year by **494** students.

Housing Market Conditions -



2025 new home starts and closings in TISD are currently trending significantly below 2024 totals and are anticipated to finish below 2024 totals if current economic uncertainty and higher mortgage interest rates continue through the back half of the year

Housing Activity & Future Developments -



The district currently has approximately **370** homes in **active inventory**, roughly 840 lots available to build on, and more than 3,850 planned in the future.

Enrollment Forecast -



TISD Enrollment is forecast to surpass 25,550 students by the 2030/31 school year, and with additional housing growth enrollment is anticipated to reach nearly 27,250 students by the 2035/36 school year.

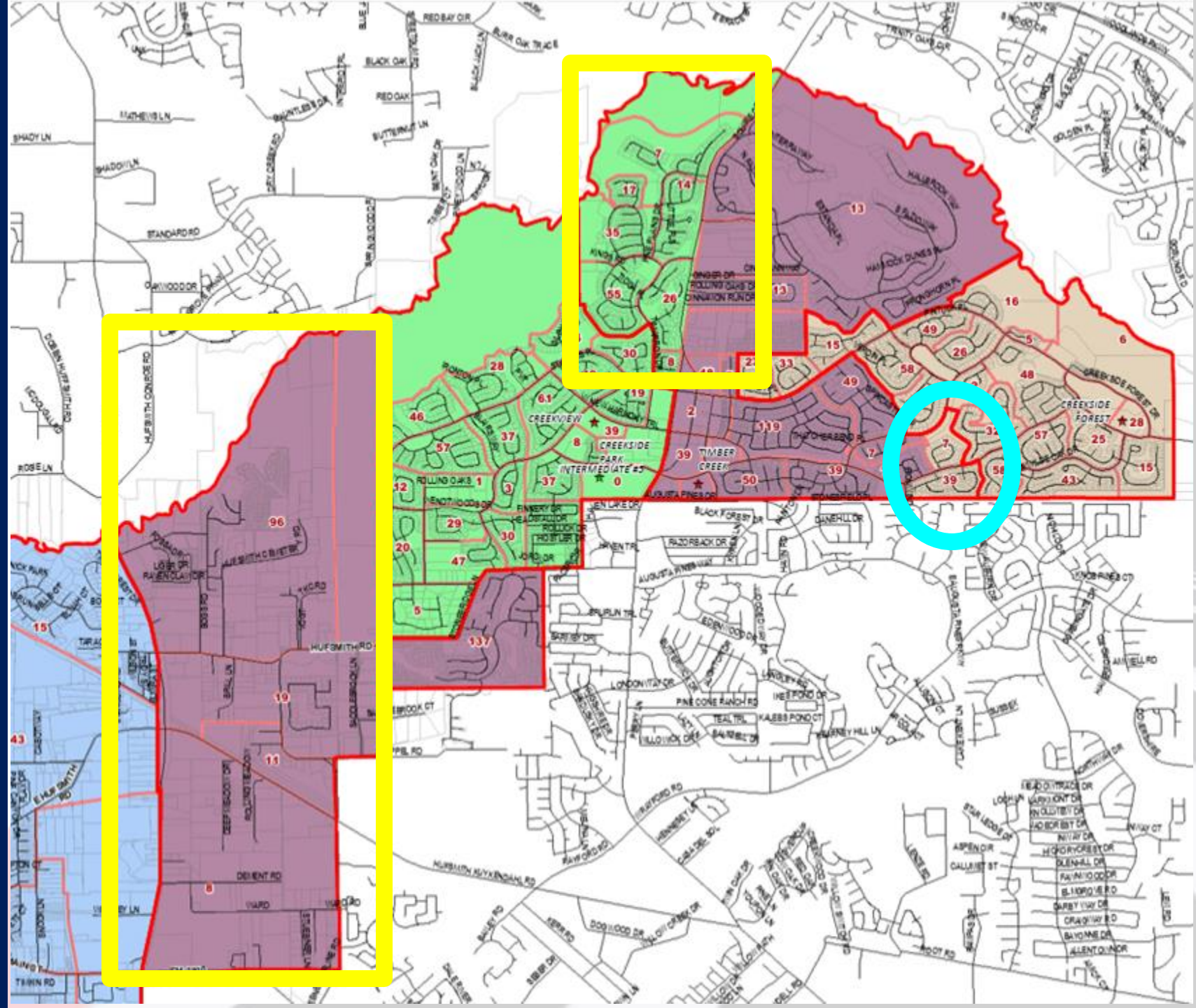
Recommended Plan

Phase 3

Creekside K-4 Reconfiguration

Creekside Park Junior High Addition

2026-27 Implementation



DZR Phase 3 Elementary Impact

- As part of the elementary reconfiguration, there were slight adjustments to the attendance boundaries
 - Timarron moving from Timber Creek Elementary School (TCES) back to Creekview Elementary School (CES)
 - Fairway Farms and nearby homes in the Hufsmith area moving to TCES from CES
 - The neighborhoods of Paloma Cove and part of Tunica Pass moving from TCES to Creekside Forest Elementary School (CFES)
- The adjustments were to address safety concerns and set longer-term zones
- As done in previous DZR phase implementations, the District committed to sending a survey to gather another data point prior to final implementation

Creekside Rezone Context

- In 2022, a boundary adjustment was necessary due to growth and unequal distribution of student enrollment

	Spring 2022	Fall 2022
Creekview ES	1057 (115%)	922 (100%)
Creekside Forest ES	577 (81%)	681 (95%)
Timber Creek ES	755 (82%)	884 (96%)

- With relief campus, the plan has always been to return some neighborhoods back to address enrollment balance, previously expressed concerns about safety and proximity
- One of our guiding principles for boundary adjustments is to minimize the impact to students
 - Only current 4th graders have attended two schools during elementary school
 - Kindergarten in 2021-22

Parent Survey

- A parent letter was sent out on October 23 and the survey went out to selected neighborhoods as previously committed to during the DZR process
- Surveys were administered via Home Access Center to ensure only parents of students in these specific neighborhoods were polled
- Survey results indicated that parents wanted to stay at their current elementary school
 - All but three responses desired to remain (97%)
 - Community connection and consistency were prioritized over safety and proximity
- Reinforcement that all of our campuses are excellent and provide an exceptional education in a warm and welcoming environment

Parent Survey

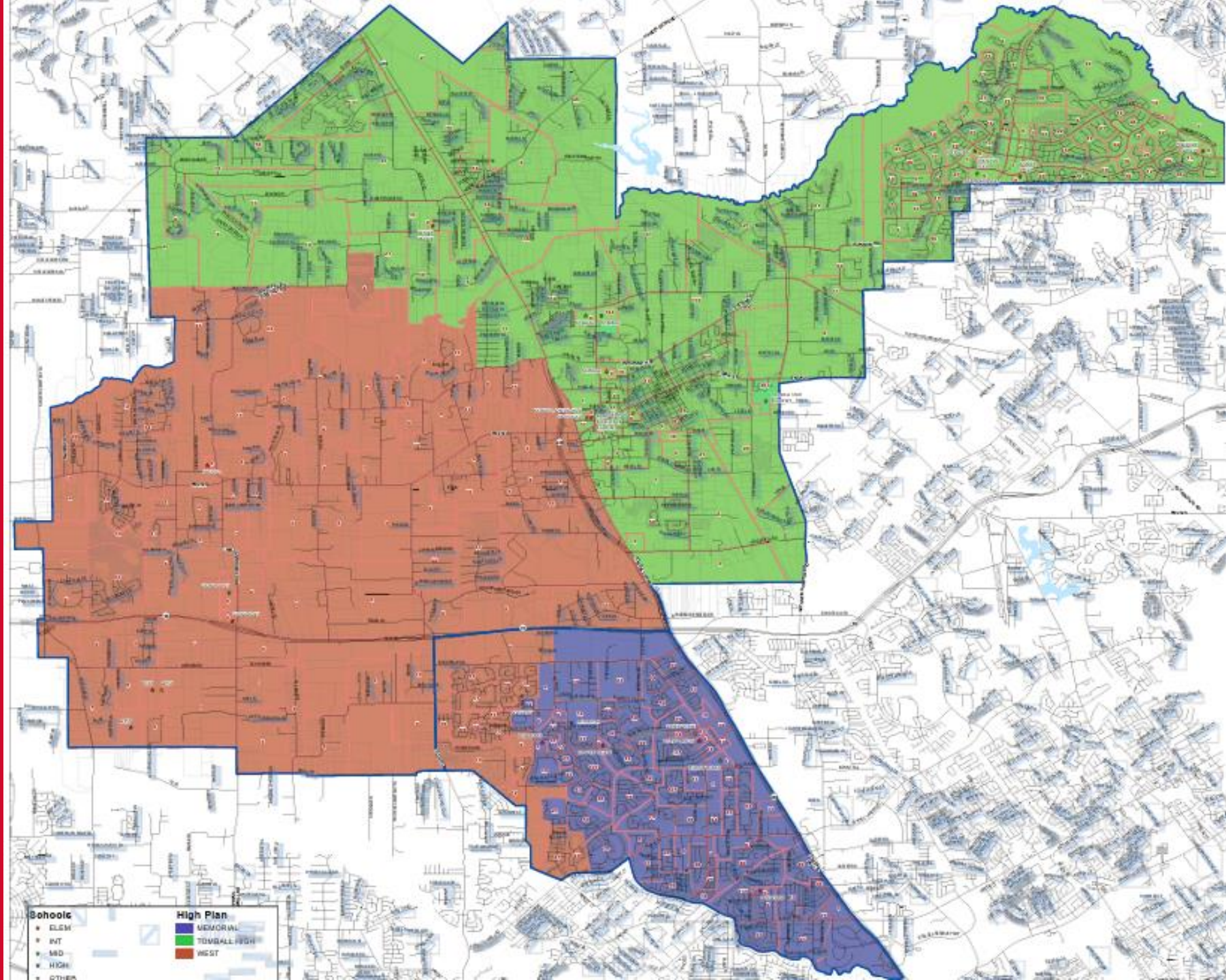
- Based on our data review and considering the survey data, TISD administration is making the following recommendation for the elementary school attendance zones
 - **Keep the current elementary school attendance zones in place for 2026-27 & beyond**
- We will continue to monitor growth and enrollment trends to determine if adjustments are needed in the future
 - With the addition to CPJHS, the K-4 reconfiguration provides longer term enrollment relief
- No elementary students will be rezoned as part of DZR Phase 3
 - High school attendance boundaries remain in effect

Recommended Plan

Phase 3

High School

2025-26 Implementation



Projected Enrollment

Campus	25-26	26-27	27-28	28-29	29-30	30-31	31-32
Tomball HS	3410	3013	2953	2847	2859	3020	3033
Tomball Memorial HS	3240	2949	2808	2675	2643	2595	2511
Tomball West HS		855	1340	1999	2230	2399	2543

Key Ideas

- TWHS will reach full 9-12 enrollment in the 2028-29 school year
- Expected expansion and development will quickly drive future enrollment at TWHS
- Reduction in enrollment projections based on the following factors:
 - Decreased housing market activity
 - Lower student yields in the secondary level
 - Variety of options available to students and parents

TMHS opening
year enrollment:
843

Did We Need TWHS?

YES!

- The projected enrollment growth exceeds the district-wide high school capacity
- Tomball Memorial is currently over capacity and will get as high as 119% capacity utilization
- Board and community vision for desired enrollment size for high schools

Campus	Capacity	25-26	26-27	27-28	28-29	29-30	30-31	31-32
All High Schools	7111	7065	7244	7531	7939	8138	8411	8472
Utilization Percentage		99%	102%	106%	112%	114%	118%	119%
Tomball Memorial HS	3000	3240	3291	3344	3475	3535	3555	3528
Utilization Percentage		108%	110%	115%	116%	119%	119%	118%

Board Action Item for consideration in December:

Approve new Tomball ISD high school attendance boundaries, effective for the 2026-2027 school year, as recommended by administration. (Priority 7)

ANY
Questions?





Tomball West High School

A Brief Look at Athletic & Fine Arts Offerings

Athletic Programming

- Collaborative approach with TWHS Principal Kevin Williams, Athletic Director Chris Scott, former Athletic Director Vince Sebo, and all secondary Campus Athletic Coordinators
- Reviewed TMHS opening and connected with nearby Districts/ADs to gain perspective
- Considered the balance between providing opportunities for students, competitiveness and student-athlete safety
- Beginning with the opening of TWHS in 2026-27, all individual and team sports **with the exception of football** will be offered at the **varsity level**
- Due to TWHS having the athletic program offerings as THS and TMHS, athletic transfer exceptions or “grandfathering” outside sibling transfers **will not be allowed**

TWHS Football

Campus	26-27	27-28	28-29	29-30	30-31	31-32
Tomball West HS	855	1340	1999	2230	2399	2543
Classification	4A	4A*	5A	5A*	6A	6A
Schedule	JV/Soph	Outlaw Varsity	New District		New District	

- During the 2026-27 school year, we will assemble a schedule of JV games with teams whose opponents don't have sufficient teams for competition
- During the first year of varsity football in 2027-28, an "outlaw" schedule will be necessary due to athletic districts being set in the two year district alignment
- Potentially, the first time all three high schools would be in the same athletic district would be during the 2030-31 & 31-32 realignment
 - Our recommendation for any specialized game like the Patriotic Show is to wait until all teams are in the same athletic district

A large, stylized letter 'T' composed of various colored mosaic tiles in shades of purple, pink, yellow, and blue, positioned in the upper center of the page.

Fine Arts at TWHS

2026-2027

TOMBALL ISD
FINE *Arts*

Fine Arts Offerings at Tomball West HS

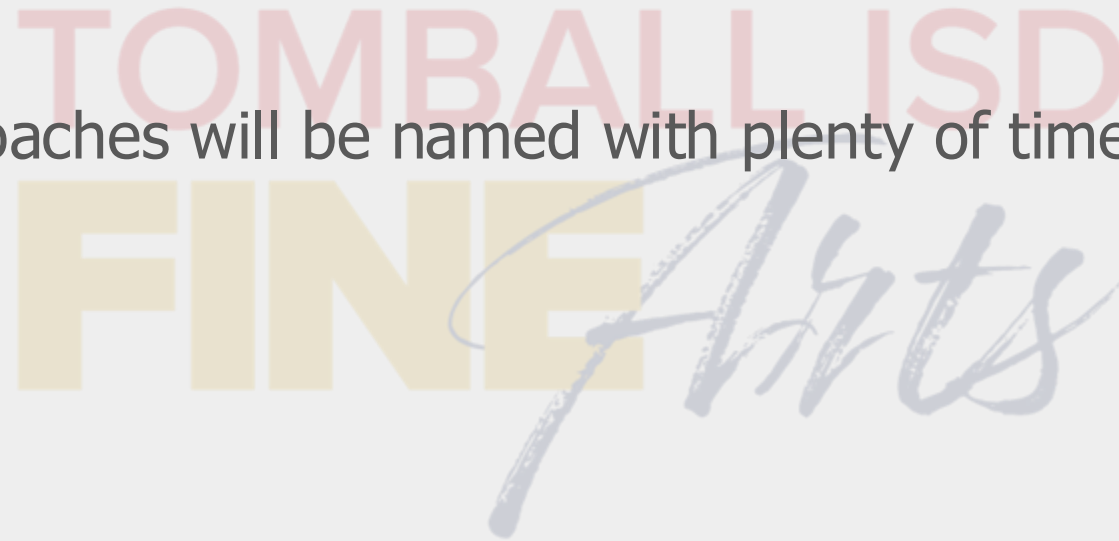
All Fine Arts disciplines will offer a competitive or varsity level group.

- **Band** - Varsity Marching Band, Varsity Concert Band, NV Concert Band*
- **Choir** - Varsity Choir, NV Choir*
- **Orchestra** - Varsity Orchestra, NV Orchestra*
- **Dance** - Drill Team in Fall, Competition Team in Spring
- **Theatre** - Full schedule of shows, One Act Play contest, Thespians Troupe
- **Visual Art** - Visual Art Scholastic Event, state contests
- **Cheerleading** - Varsity team to cheer at JV games, JV (Freshman) team during first year; Game Day/Varsity Spirit

*Non-Varsity and Sub Non-Varsity ensembles/teams will be created as numbers allow.

Auditions and Tryouts

- All groups will have a tryout or audition process as they would at the other two high schools
- Tryouts will be facilitated by teachers from both THS and TMHS with support from the Fine Arts office as well as input from the named director/coach
- Directors and coaches will be named with plenty of time for season planning and preparation



Things to Consider

- While we will have varsity groups, they will be comprised of only freshmen and sophomores. This will mean that the experience level will be lower than in groups we compete with who are 9-12.

BUT!

- Our 9th and 10th grade students will get extra experience and exposure being at the top of their sections/teams for longer (for example: the Drum Major of the marching band may be Drum Major for 3 years!)
- Additionally, our teachers can choose material with this in mind to set them up for success regardless of age and experience.

ANY
Questions?

Thank You!

