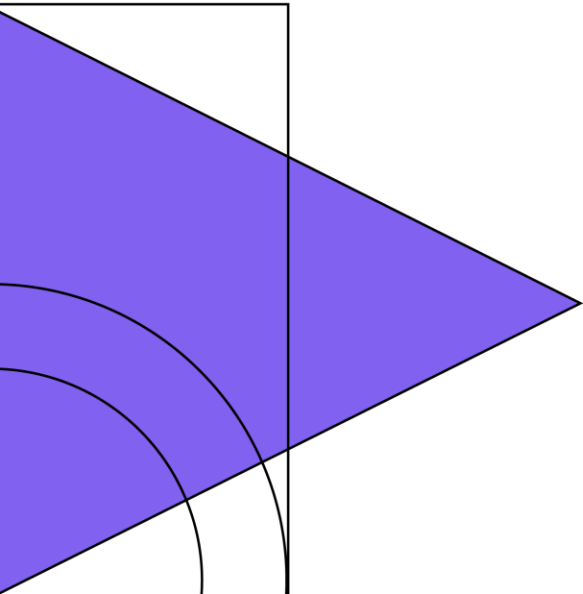
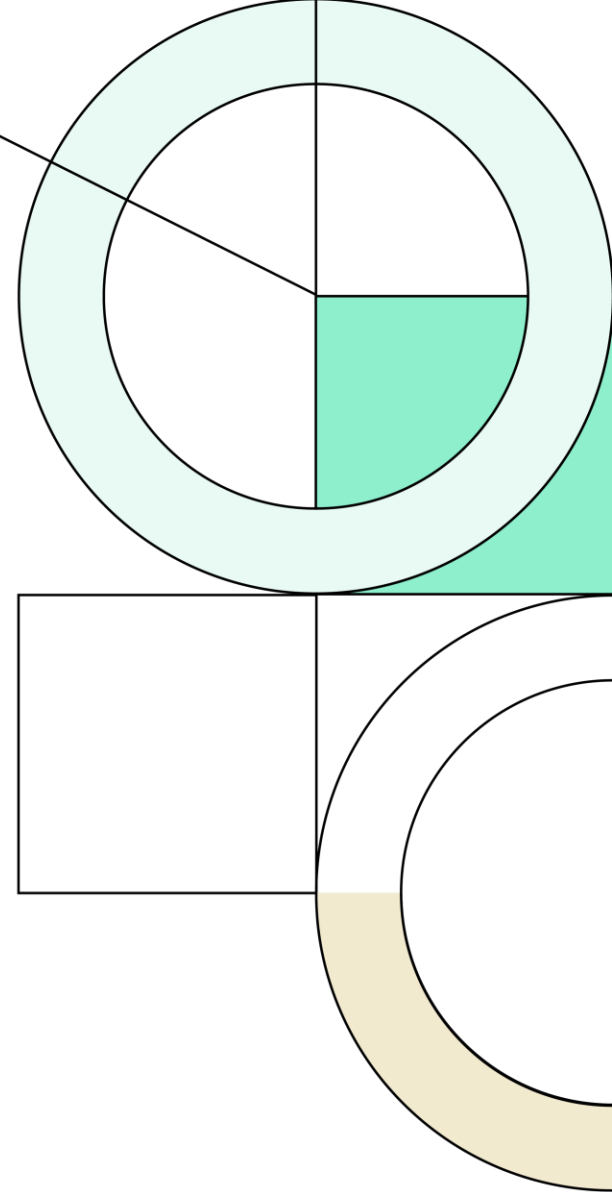




Ector County Independent School District

Middle School Attendance Boundary Considerations

Fall 2025
November
Updated 11/14/2025

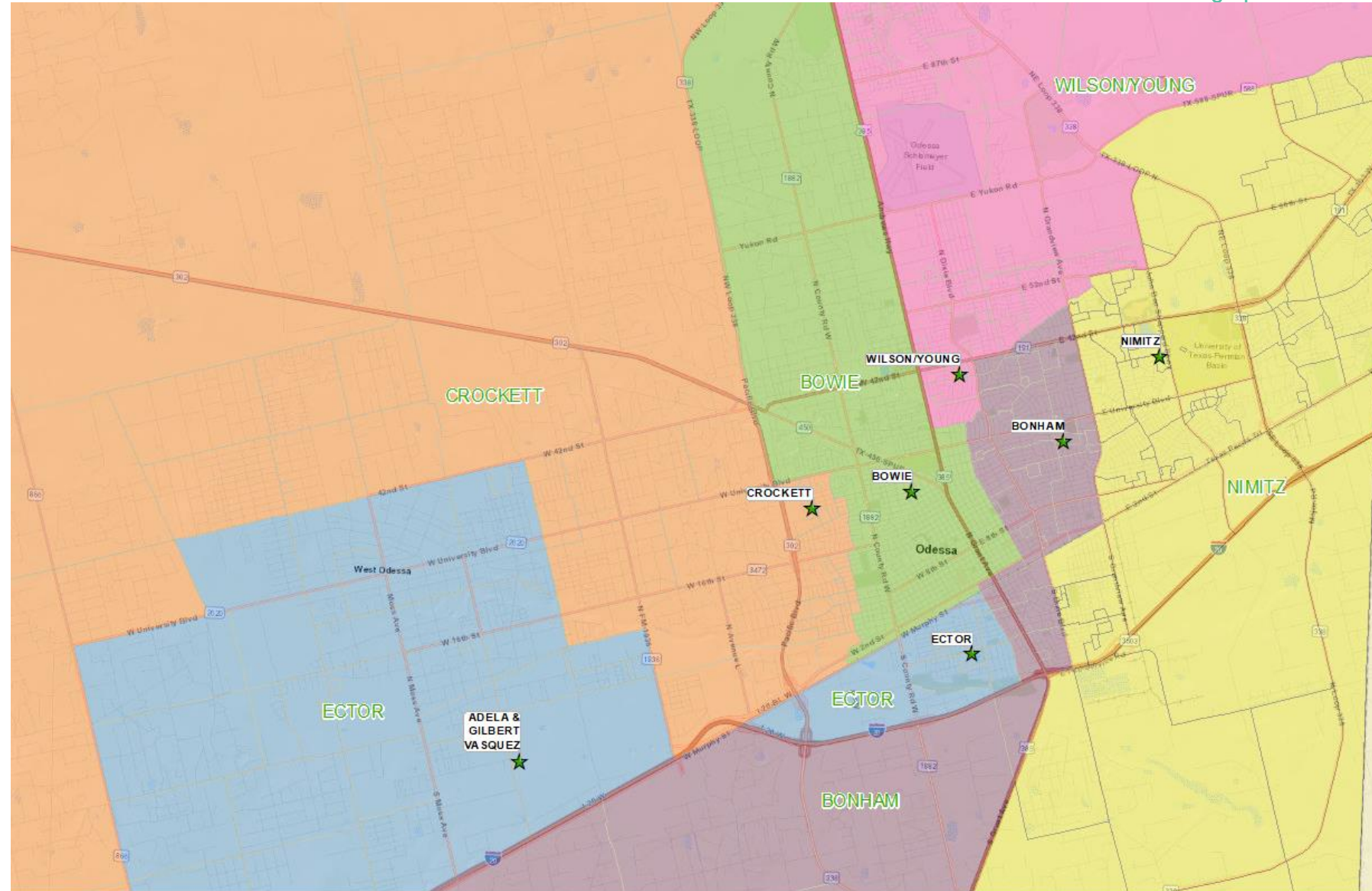


District Planning –

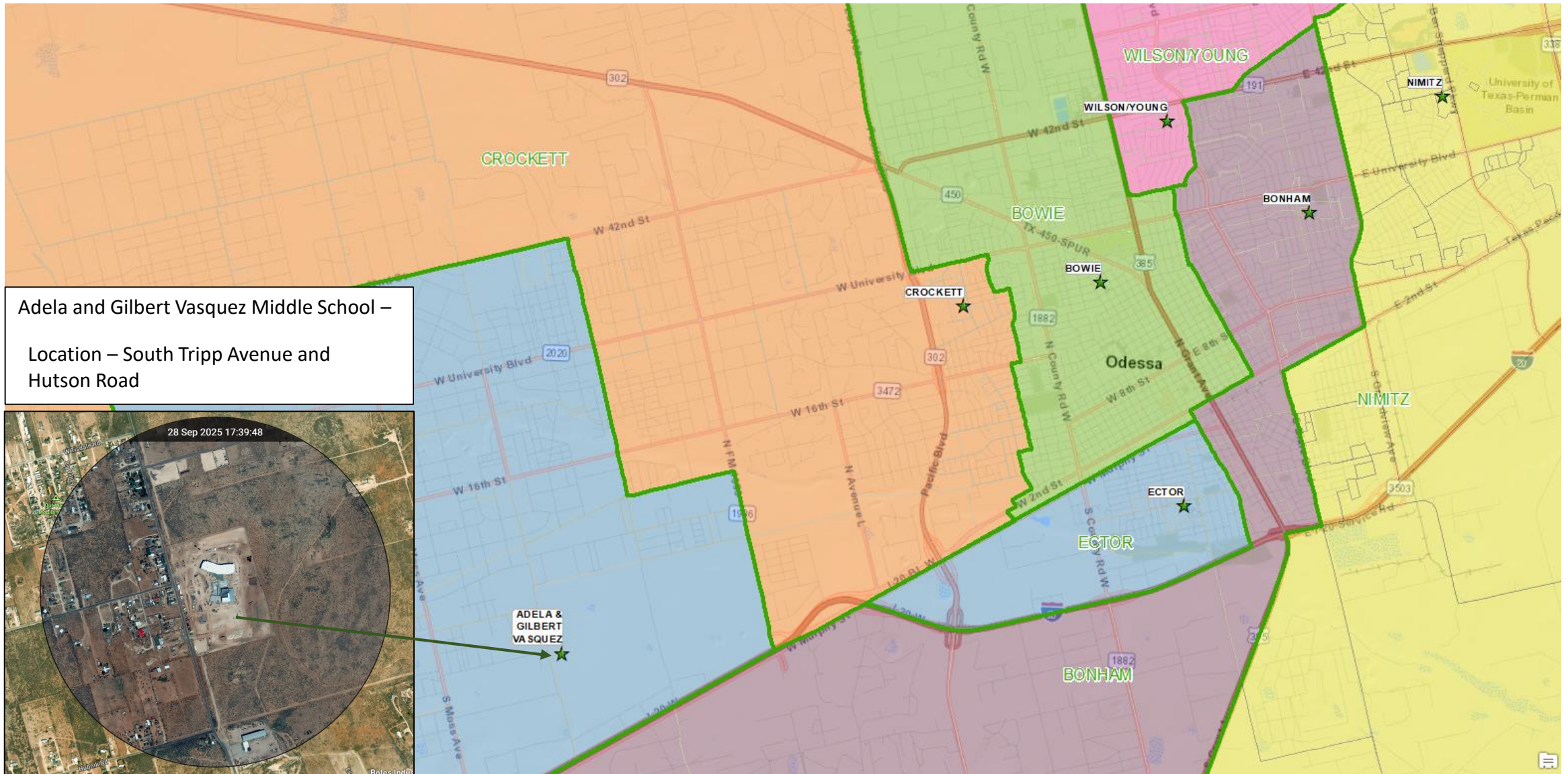
The District passed a Bond Proposal in November of 2023 that included a new Middle School campus that would accommodate enrollment growth and would accommodate students in the western region of the District

The District will be evaluating attendance boundary options to include the newest Adela and Gilbert Vasquez Middle School campus.

The Adela and Gilbert Vasquez Middle School campus is located South Tripp Avenue and Hutson Road.



Middle School Boundary Proposals -



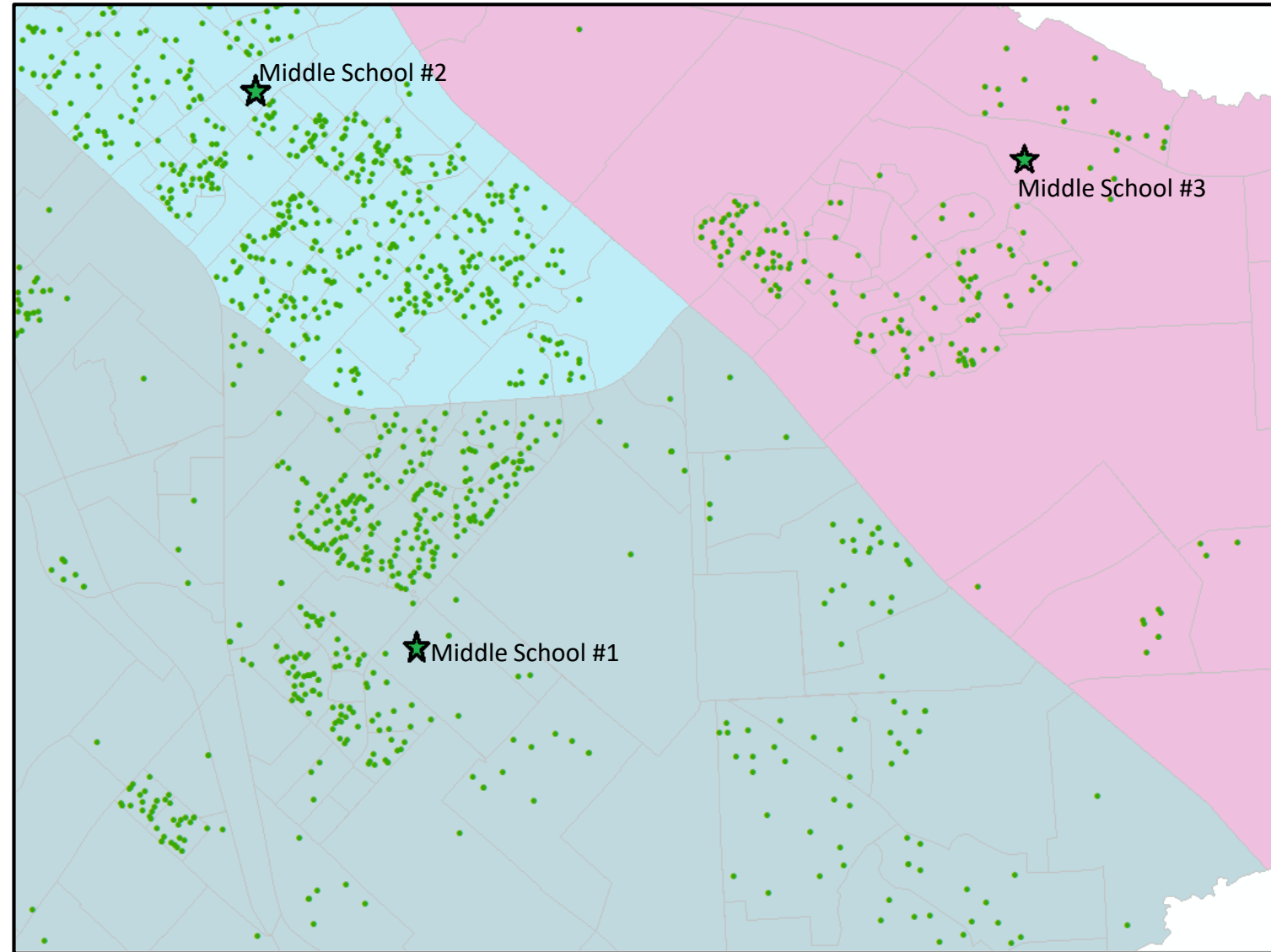
Adela and Gilbert Vasquez Middle School –
Location – South Tripp Avenue and
Hutson Road



Current Attendance Boundary
& Student Locations in
Mapping Software –

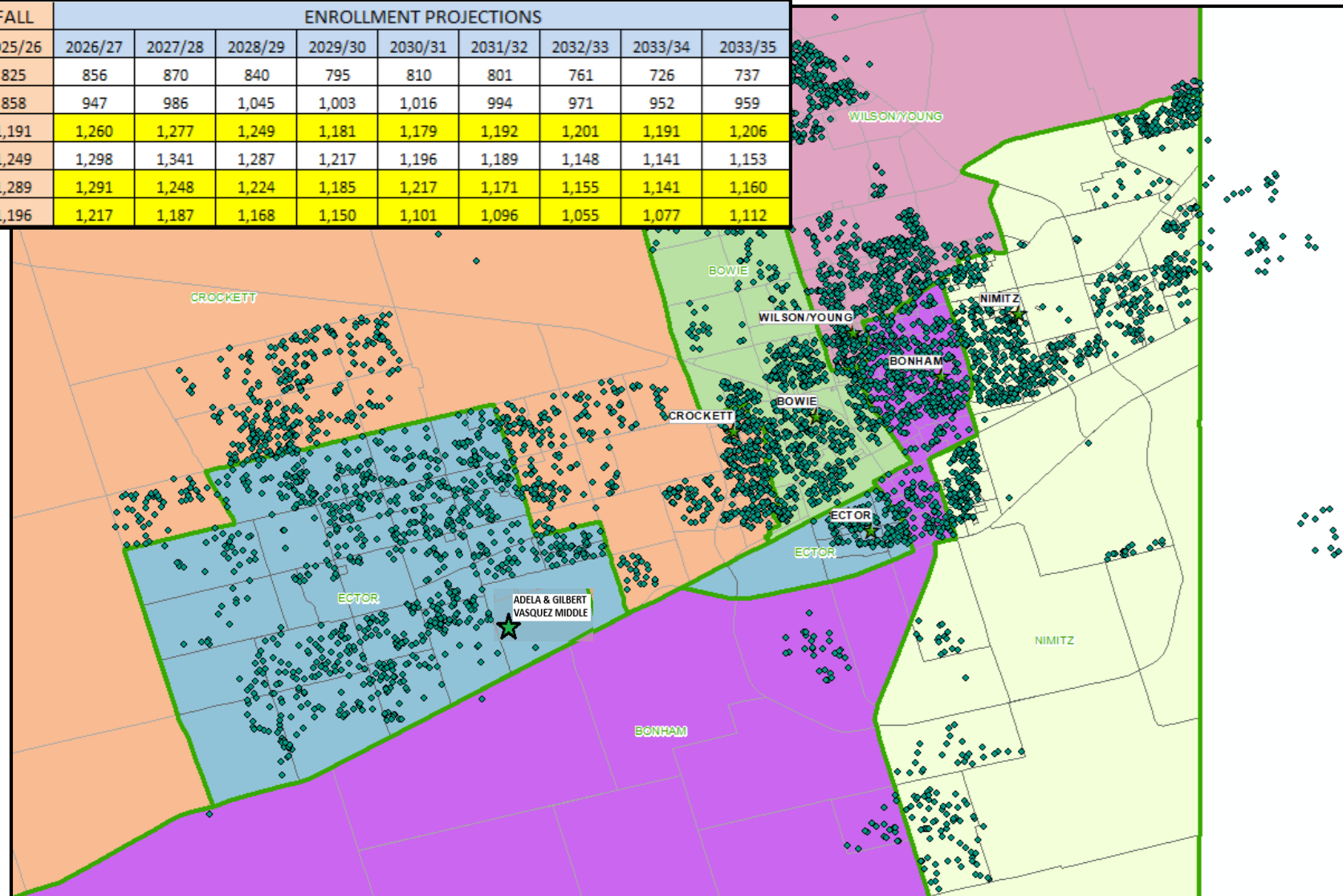
Attendance Boundary
Considerations –

- Location of the Campuses
- Attendance Zones are Contiguous
- Takes into consideration most efficient routing of bus transportation services
- Major Roads and Railroad Tracks



Campus Name	Capacity	2023/24	PEIMS	FALL	ENROLLMENT PROJECTIONS								
			2024/25	2025/26	2026/27	2027/28	2028/29	2029/30	2030/31	2031/32	2032/33	2033/34	2033/35
Bonham Middle School	987	870	835	825	856	870	840	795	810	801	761	726	737
Bowie Middle School	1,264	872	874	858	947	986	1,045	1,003	1,016	994	971	952	959
Crockett Middle School	1,101	1,019	1,181	1,191	1,260	1,277	1,249	1,181	1,179	1,192	1,201	1,191	1,206
Ector College Prep Academy (MS)	1,610	1,369	1,272	1,249	1,298	1,341	1,287	1,217	1,196	1,189	1,148	1,141	1,153
Nimitz Middle School	919	1,312	1,310	1,289	1,291	1,248	1,224	1,185	1,217	1,171	1,155	1,141	1,160
Wilson & Young Middle School	957	1,193	1,227	1,196	1,217	1,187	1,168	1,150	1,101	1,096	1,055	1,077	1,112

Current Attendance Boundary & Enrollment Numbers –



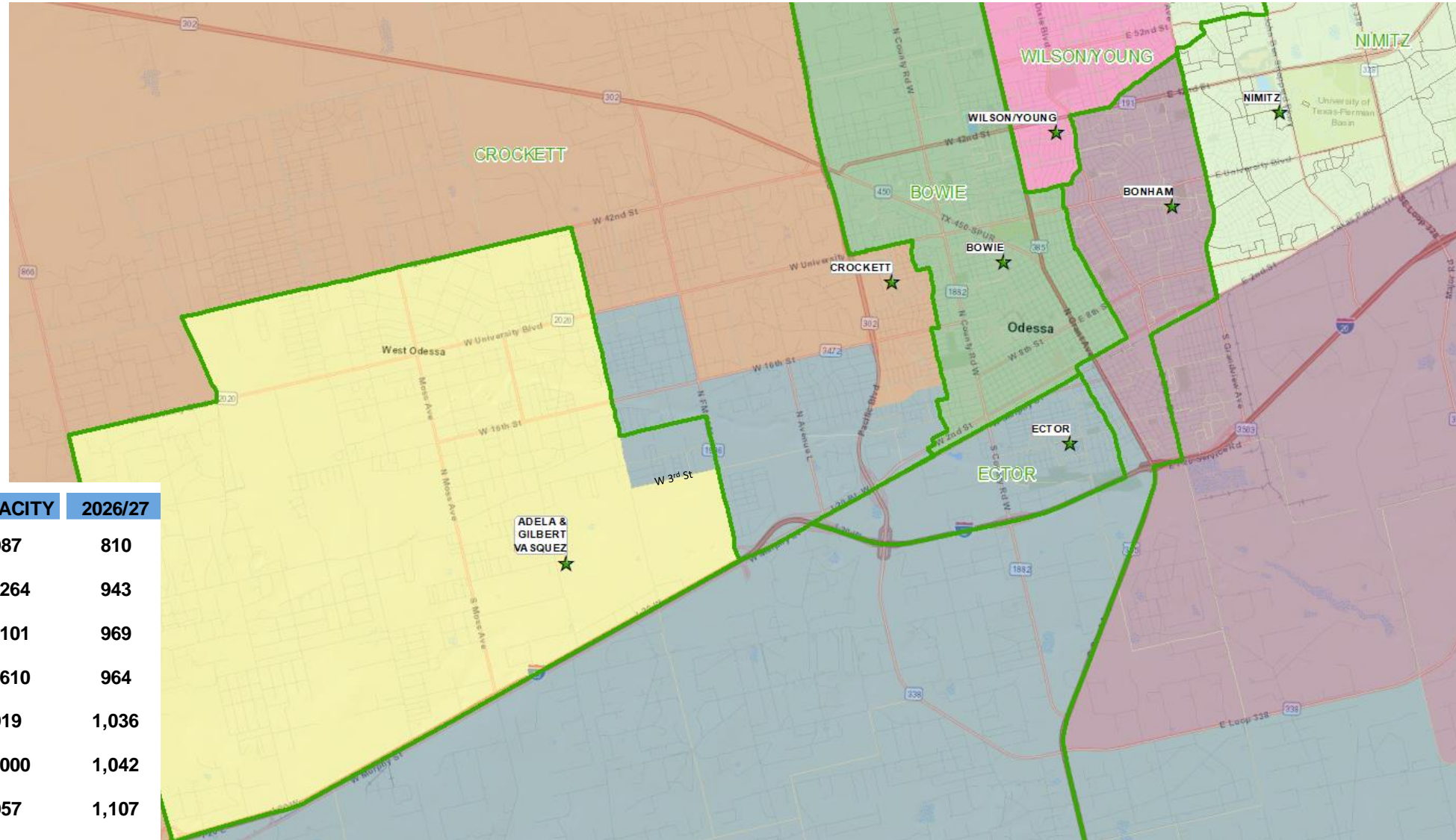
Middle School Boundary Proposals -

Proposed Plan No. 1 –

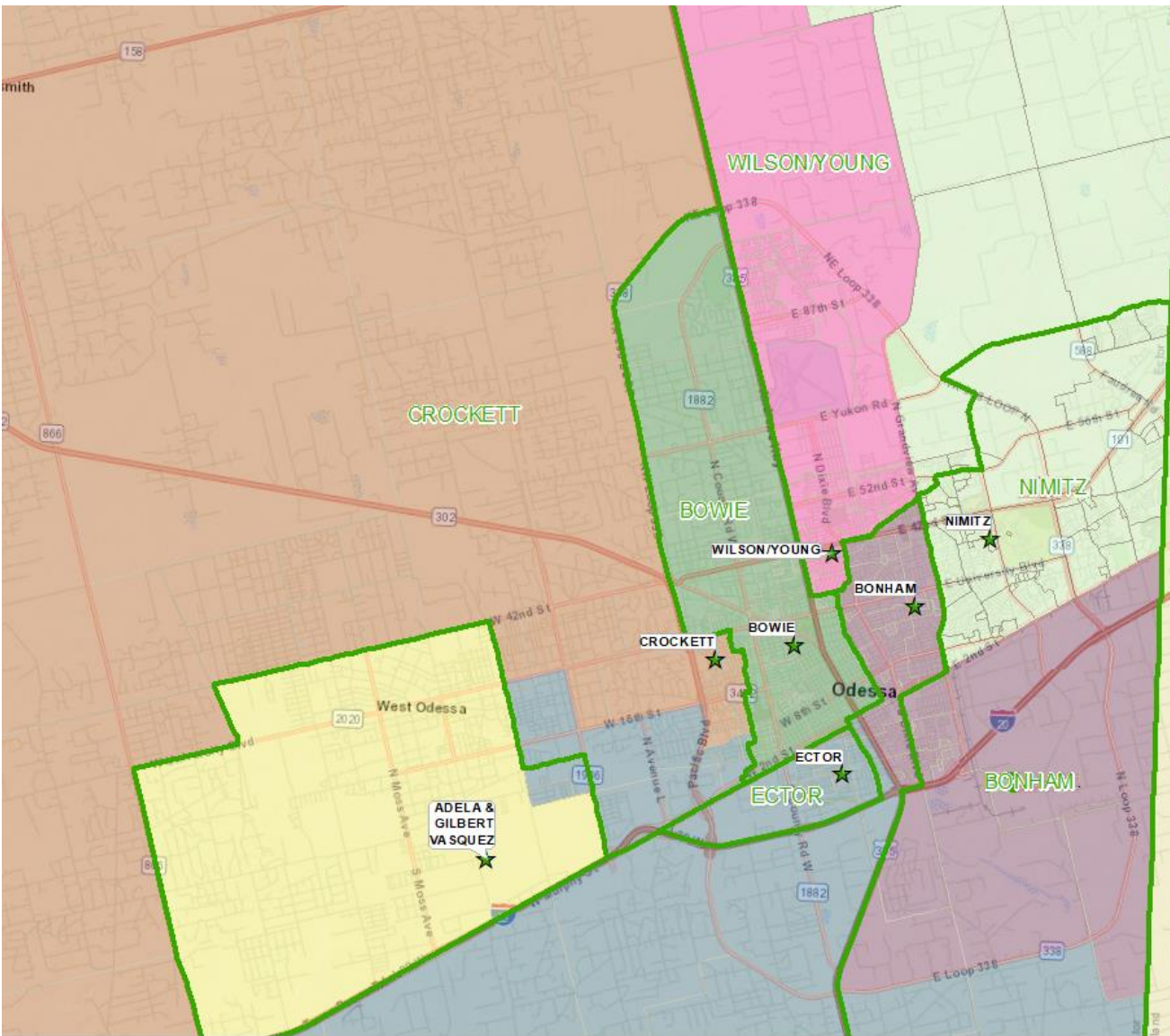
- Bonham Middle School
- Bowie Middle School
- Crockett Middle School
- Ector College Prep Middle
- Nimitz Middle School
- Vasquez Middle School
- Wilson & Young Middle School

ECISD MIDDLE SCHOOL PLAN 1 ENROLLMENT ANALYSIS –

SCHOOL	CAPACITY	2026/27
BONHAM MIDDLE SCHOOL	987	810
BOWIE MIDDLE SCHOOL	1,264	943
CROCKETT MIDDLE SCHOOL	1,101	969
ECTOR COLLEGE PREP MIDDLE	1,610	964
NIMITZ MIDDLE SCHOOL	919	1,036
VASQUEZ MIDDLE SCHOOL	1,000	1,042
WILSON/YOUNG MIDDLE SCHOOL	957	1,107
TOTAL	7,838	6,871



— Existing MS Attendance Boundaries



Proposed Plan No. 1 –

- Bonham Middle School
- Bowie Middle School
- Crockett Middle School
- Ector College Prep Middle
- Nimitz Middle School
- Wilson & Young Middle School
- Vasquez Middle School

ECISD MIDDLE SCHOOL PLAN 1 ENROLLMENT PROJECTIONS

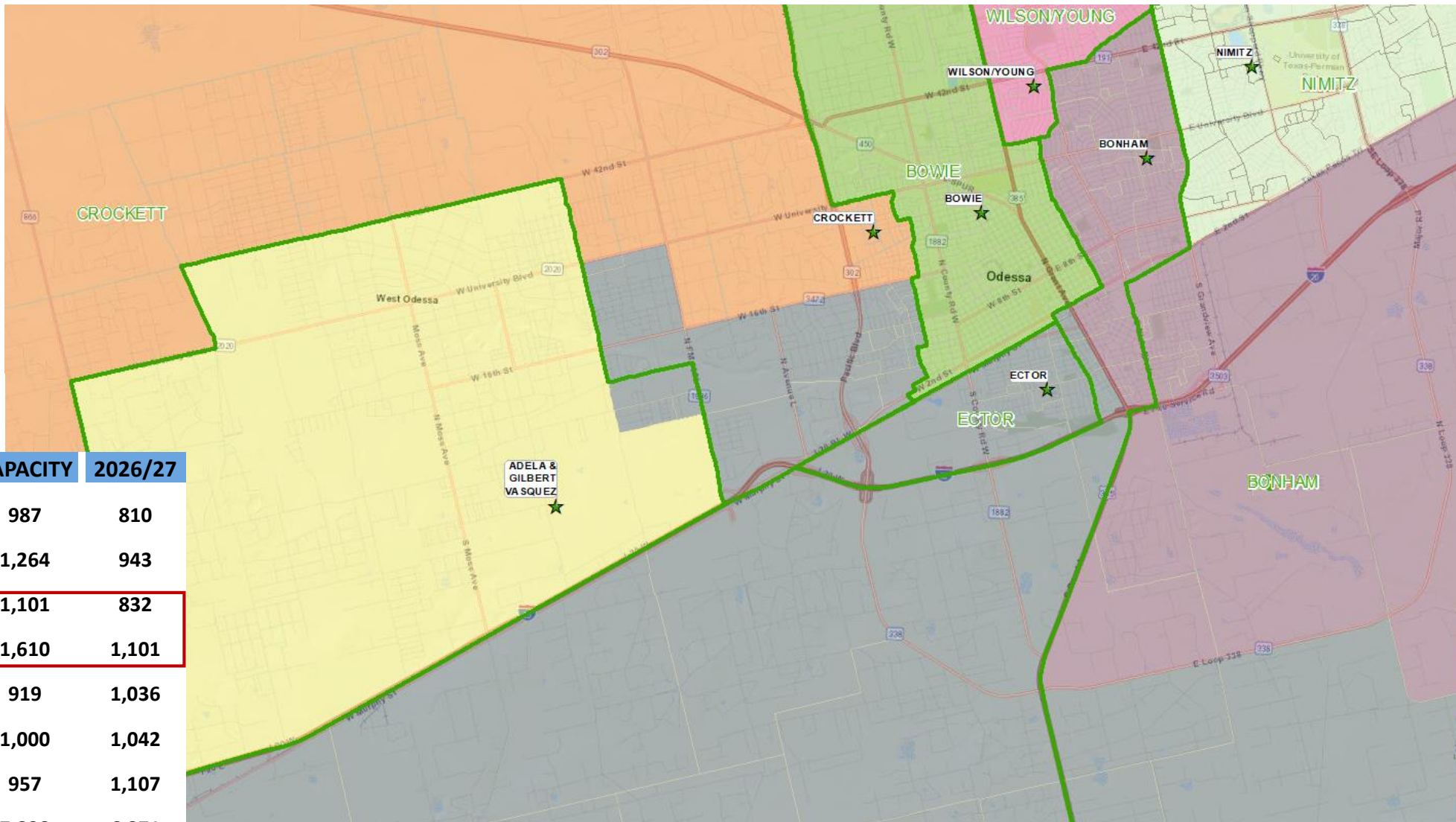
SCHOOL	CAPACITY	2026/27	2027/28	2028/29	2029/30	2030/31
BONHAM MIDDLE SCHOOL	987	810	807	787	747	765
BOWIE MIDDLE SCHOOL	1,264	943	986	1,045	1,003	1,015
CROCKETT MIDDLE SCHOOL	1,101	969	986	969	912	911
ECTOR COLLEGE PREP MIDDLE	1,610	964	972	947	894	896
NIMITZ MIDDLE SCHOOL	919	1,036	1,002	956	959	972
VASQUEZ MIDDLE SCHOOL	1,000	1,042	1,069	1,031	975	957
WILSON/YOUNG MIDDLE SCHOOL	957	1,107	1,082	1,062	1,074	1,001
TOTAL	7,838	6,871	6,904	6,797	6,564	6,517

- Existing MS Attendance Boundaries

Middle School Boundary Proposals -

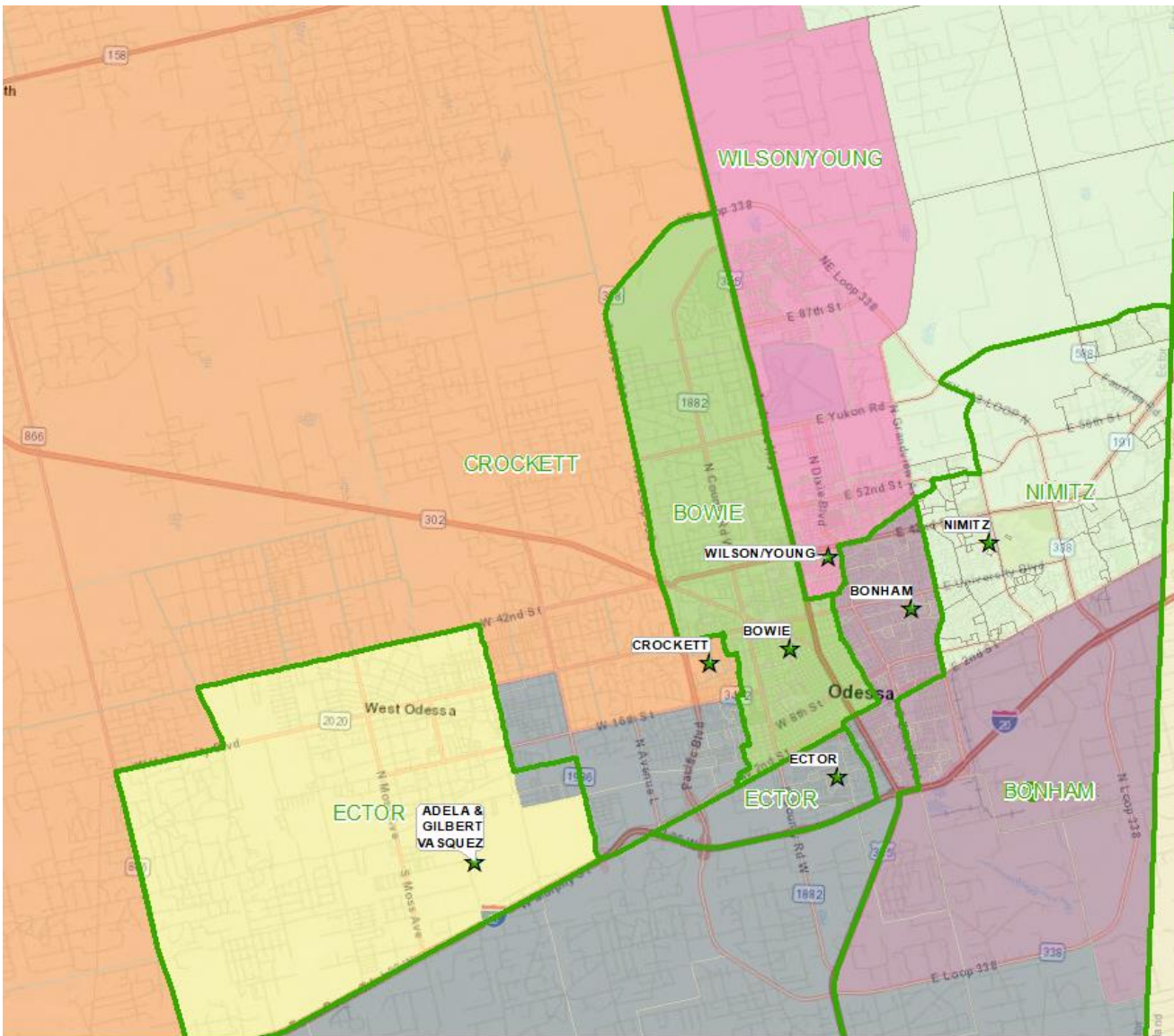
Proposed Plan No. 2 –

- Bonham Middle School
- Bowie Middle School
- Crockett Middle School
- Ector College Prep Middle
- Nimitz Middle School
- Vasquez Middle School
- Wilson & Young Middle School



ECISD MIDDLE SCHOOL PLAN 2 ENROLLMENT ANALYSIS –

SCHOOL	CAPACITY	2026/27
BONHAM MIDDLE SCHOOL	987	810
BOWIE MIDDLE SCHOOL	1,264	943
CROCKETT MIDDLE SCHOOL	1,101	832
ECTOR COLLEGE PREP MIDDLE	1,610	1,101
NIMITZ MIDDLE SCHOOL	919	1,036
VASQUEZ MIDDLE SCHOOL	1,000	1,042
WILSON/YOUNG MIDDLE SCHOOL	957	1,107
TOTAL	7,838	6,871



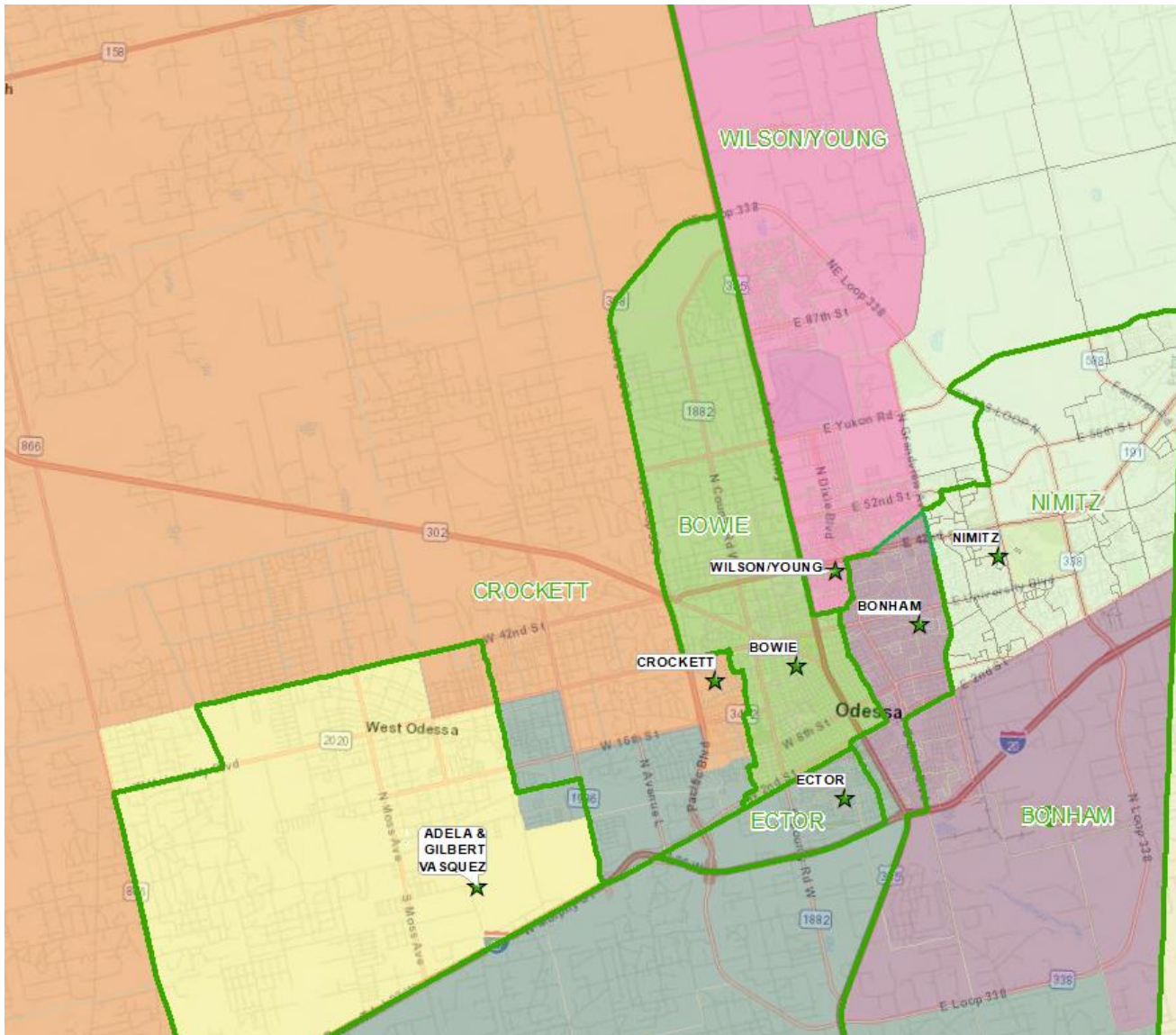
Proposed Plan No. 2 –

- Bonham Middle School
- Bowie Middle School
- Crockett Middle School
- Ector College Prep Middle
- Nimitz Middle School
- Wilson & Young Middle School
- Vasquez Middle School

ECISD MIDDLE SCHOOL PLAN 2 ENROLLMENT PROJECTIONS

SCHOOL	CAPACITY	2026/27	2027/28	2028/29	2029/30	2030/31
BONHAM MIDDLE SCHOOL	987	810	807	787	747	765
BOWIE MIDDLE SCHOOL	1,264	943	986	1,045	1,003	1,015
CROCKETT MIDDLE SCHOOL	1,101	832	854	831	786	783
ECTOR COLLEGE PREP MIDDLE	1,610	1,101	1,104	1,085	1,020	1,024
NIMITZ MIDDLE SCHOOL	919	1,036	1,002	956	959	972
VASQUEZ MIDDLE SCHOOL	1,000	1,042	1,069	1,031	975	957
WILSON/YOUNG MIDDLE SCHOOL	957	1,107	1,082	1,062	1,074	1,001
TOTAL	7,838	6,871	6,904	6,797	6,564	6,517

- Existing MS Attendance Boundaries



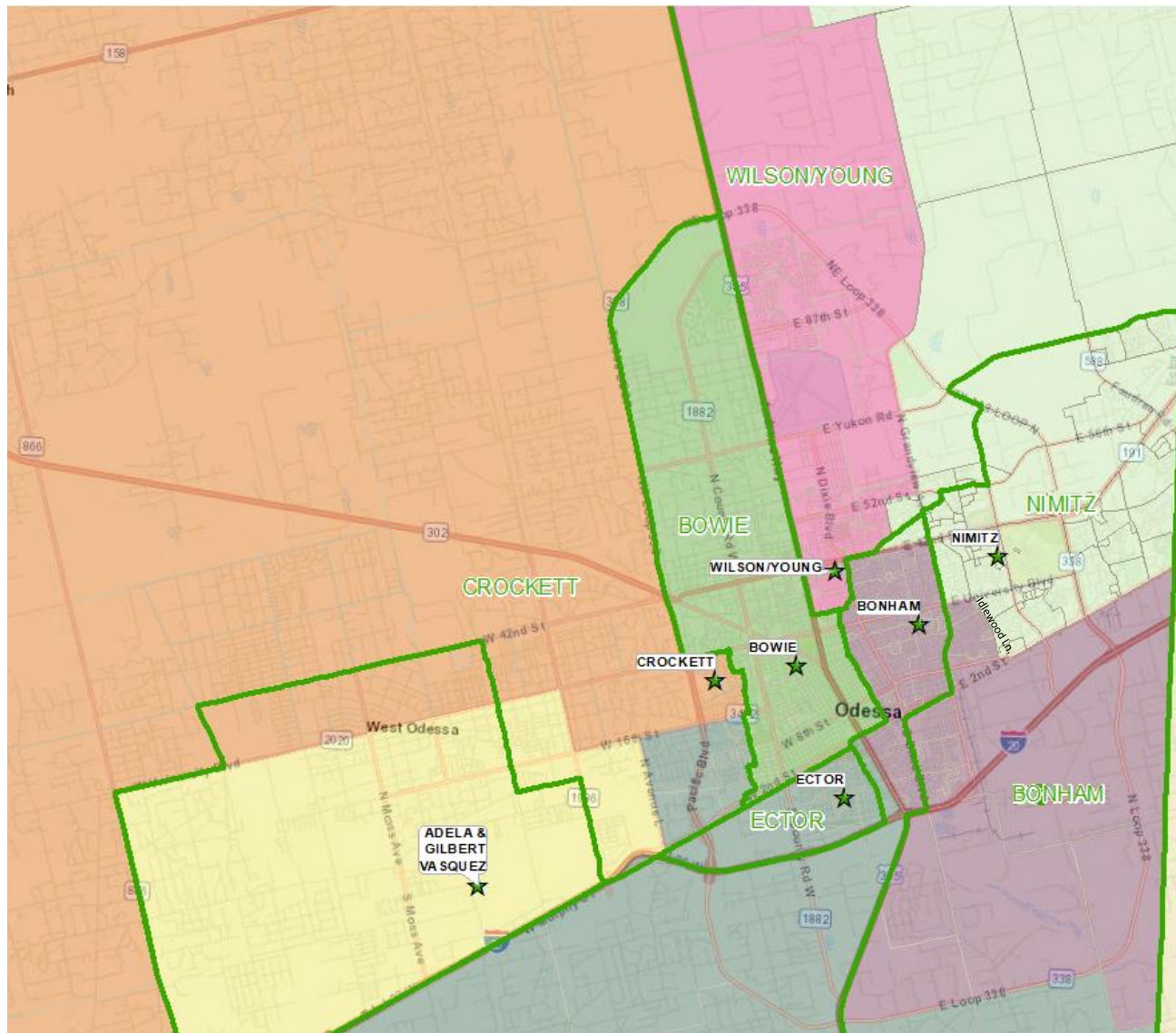
Proposed Plan No. 3 –

- Bonham Middle School
- Bowie Middle School
- Crockett Middle School
- Ector College Prep Middle
- Nimitz Middle School
- Wilson & Young Middle School
- Vasquez Middle School








ECISD MIDDLE SCHOOL PLAN 3 ENROLLMENT PROJECTIONS

SCHOOL	CAPACITY	2026/27	2027/28	2028/29	2029/30	2030/31
BONHAM MIDDLE SCHOOL	987	810	807	787	747	765
BOWIE MIDDLE SCHOOL	1,264	943	986	1,045	1,003	1,015
CROCKETT MIDDLE SCHOOL	1,101	950	969	948	896	893
ECTOR COLLEGE PREP MIDDLE	1,610	964	972	947	894	896
NIMITZ MIDDLE SCHOOL	919	1,036	1,002	956	959	972
VASQUEZ MIDDLE SCHOOL	1,000	1,061	1,086	1,052	991	975
WILSON/YOUNG MIDDLE SCHOOL	957	1,107	1,082	1,062	1,074	1,001
TOTAL	7,838	6,871	6,904	6,797	6,564	6,517

- Existing MS Attendance Boundaries



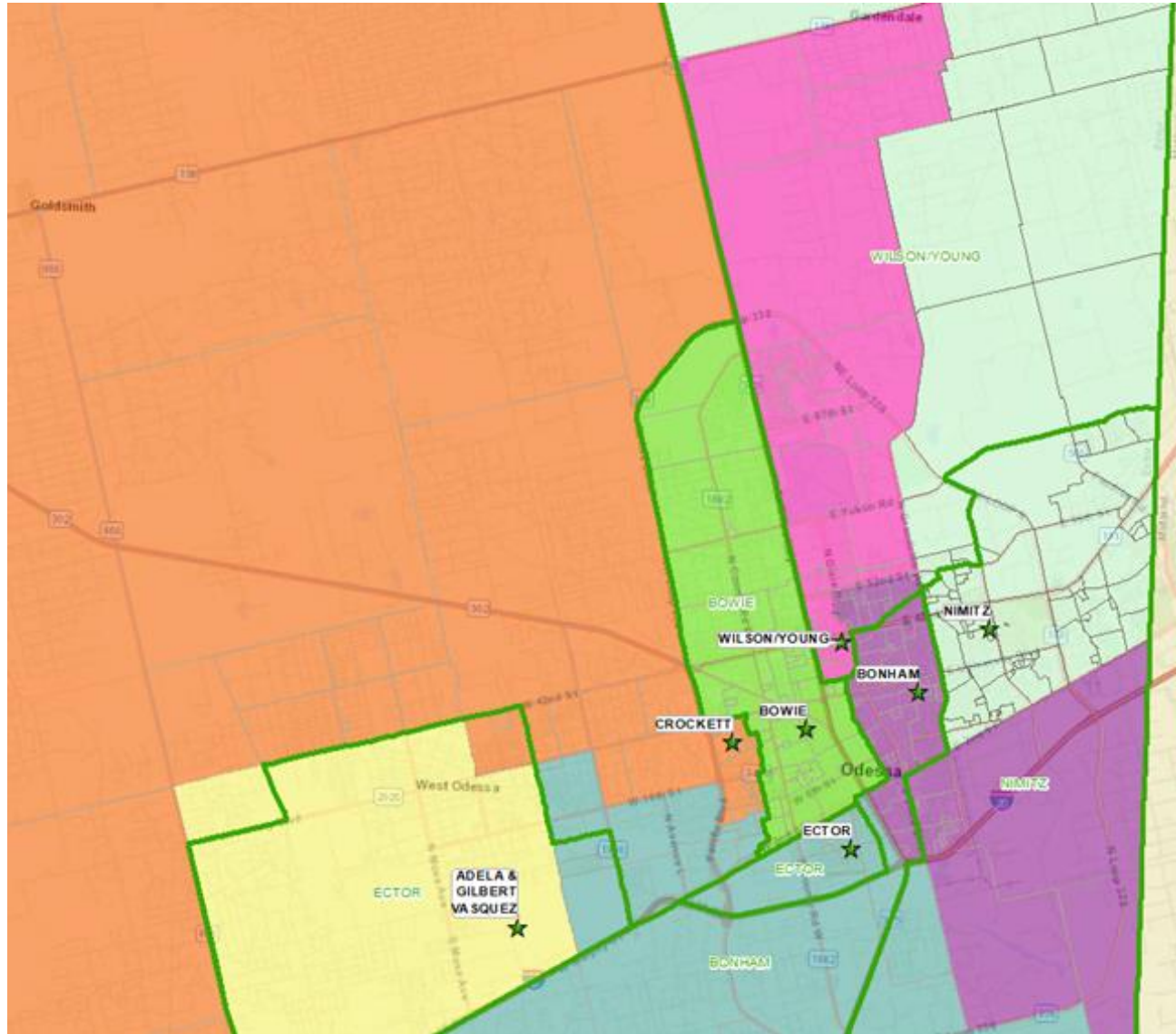
Proposed Plan No. 4 –

-  Bonham Middle School
-  Bowie Middle School
-  Crockett Middle School
-  Ector College Prep Middle
-  Nimitz Middle School
-  Wilson & Young Middle School
-  Vasquez Middle School








ECISD MIDDLE SCHOOL PLAN 4 ENROLLMENT PROJECTIONS

SCHOOL	CAPACITY	2026/27	2027/28	2028/29	2029/30	2030/31
BONHAM MIDDLE SCHOOL	987	944	938	914	873	893
BOWIE MIDDLE SCHOOL	1,264	943	986	1,045	1,003	1,015
CROCKETT MIDDLE SCHOOL	1,101	1,061	1,082	1,060	1,000	996
ECTOR COLLEGE PREP MIDDLE	1,610	894	900	878	828	832
NIMITZ MIDDLE SCHOOL	919	1,106	1,067	1,017	1,013	1,012
VASQUEZ MIDDLE SCHOOL	1,000	1,020	1,045	1,009	953	936
WILSON/YOUNG MIDDLE SCHOOL	957	903	886	874	894	833
TOTAL	7,838	6,871	6,904	6,797	6,564	6,517

 - Existing MS Attendance Boundaries



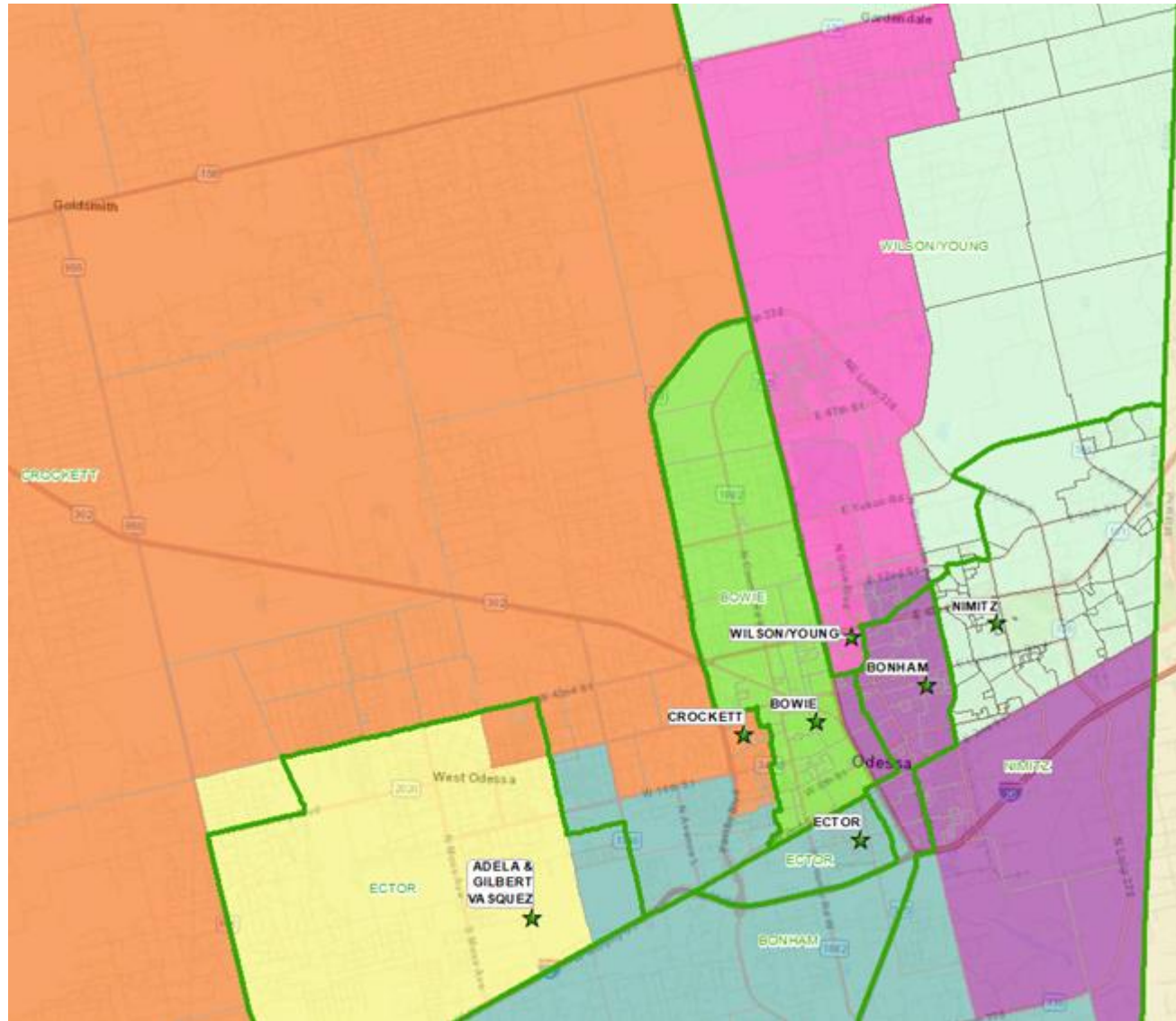
Proposed Plan No. 5 –

-  Bonham Middle School
-  Bowie Middle School
-  Crockett Middle School
-  Ector College Prep Middle
-  Nimitz Middle School
-  Wilson & Young Middle School
-  Vasquez Middle School








ECISD MIDDLE SCHOOL PLAN 5 ENROLLMENT PROJECTIONS

SCHOOL	CAPACITY	2026/27	2027/28	2028/29	2029/30	2030/31
BONHAM MIDDLE SCHOOL	987	937	932	912	879	906
BOWIE MIDDLE SCHOOL	1,264	943	986	1,045	1,003	1,015
CROCKETT MIDDLE SCHOOL	1,101	950	969	948	896	893
ECTOR COLLEGE PREP MIDDLE	1,610	984	992	967	912	915
NIMITZ MIDDLE SCHOOL	919	989	957	911	919	930
VASQUEZ MIDDLE SCHOOL	1,000	1,061	1,086	1,052	991	975
WILSON/YOUNG MIDDLE SCHOOL	957	1,007	982	962	964	883
TOTAL	7,838	6,871	6,904	6,797	6,564	6,517

 - Existing MS Attendance Boundaries



Proposed Plan No. 6 –

-  Bonham Middle School
-  Bowie Middle School
-  Crockett Middle School
-  Ector College Prep Middle
-  Nimitz Middle School
-  Wilson & Young Middle School
-  Vasquez Middle School

ECISD MIDDLE SCHOOL PLAN 6 ENROLLMENT PROJECTIONS

SCHOOL	CAPACITY	2026/27	2027/28	2028/29	2029/30	2030/31
BONHAM MIDDLE SCHOOL	987	982	969	954	919	939
BOWIE MIDDLE SCHOOL	1,264	873	921	978	938	955
CROCKETT MIDDLE SCHOOL	1,101	950	969	948	896	893
ECTOR COLLEGE PREP MIDDLE	1,610	984	992	967	912	915
NIMITZ MIDDLE SCHOOL	919	989	957	911	919	930
VASQUEZ MIDDLE SCHOOL	1,000	1,061	1,086	1,052	991	975
WILSON/YOUNG MIDDLE SCHOOL	957	1,032	1,010	987	989	910
TOTAL	7,838	6,871	6,904	6,797	6,564	6,517

 - Existing MS Attendance Boundaries

Questions, Requests,
Changes, Clarifications?