Spring 2025 Assessment Administrations

Montgomery Township

November 18, 2025

Presentation Overview

- Dynamic Learning Maps (DLM)
- New Jersey Student Learning Assessment (NJSLA)
    - English Language Arts (ELA)
    - Math
    - Science

Protecting Student Confidentiality

- In the reporting of group assessment data, the intent is to protect student privacy through procedures that systematically prevent members of the public from discerning student identity.

- Guidelines provided by the Federal government state that in the reporting of assessment results, suppression of numbers should occur in categories where the counts are low, making it otherwise impossible to infer the results of the individuals.

- The Every Student Succeeds Act (ESSA) specifies that states must select a minimum number of students (minimum n-size) necessary for a particular group (“subgroup”) to be included in the ESSA school accountability system.

- The NJDOE maintains 10 as its minimum n-size for school and district reporting.

Dynamic Learning Maps (DLM)

Dynamic Learning Maps (DLM)

What:	● The alternate assessment in English Language Arts, Mathematics, and Science for students with the most significant intellectual disabilities. ● Students are not compared to other students, but evaluated for their own progress.
Who:	● Students in grades 3-8 and grade 11 participated in ELA & Math. Students in grades 5, 8, and 11 also participated in Science. ● Eligibility determined by Child Study Team according to individual student learning needs/ability.
When:	● Was administered between April 2025-May 2025

Dynamic Learning Maps (DLM)

Because we did not meet the minimum n-size of participation for the DLM, the scores will not be reported.

Dynamic Learning Maps (DLM)

Next Administration

4/6/26 through 5/22/26

New Jersey Student Learning Assessment (NJSLA)

New Jersey Student Learning Assessment (NJSLA)

What:	• Proficiency testing on NJSLS
	  ○ English Language Arts
	  ○ Mathematics
	  ○ Science

Who:	• ELA Grades 3-9 • Math Grades 3-8, Algebra 1, Geometry, Algebra 2 • Science 5, 8 & 11
When:	• Testing administered April 2025-May 2025

NJSLA Performance Levels

NJSLA Performance Level	Descriptor
Level 1	Not yet meeting grade-level expectations
Level 2	Partially meeting grade-level expectations
Level 3	Approaching grade-level expectations
Level 4	Meeting grade-level expectations
Level 5	Exceeding grade-level expectations

New Jersey Student Learning Assessment (NJSLA)

Spring 2025 Results

ELA

English Language Arts/Literacy

NJSLA Spring 2025 Comparison of MTSD and the State

% of Students Meeting/Exceeding Expectations

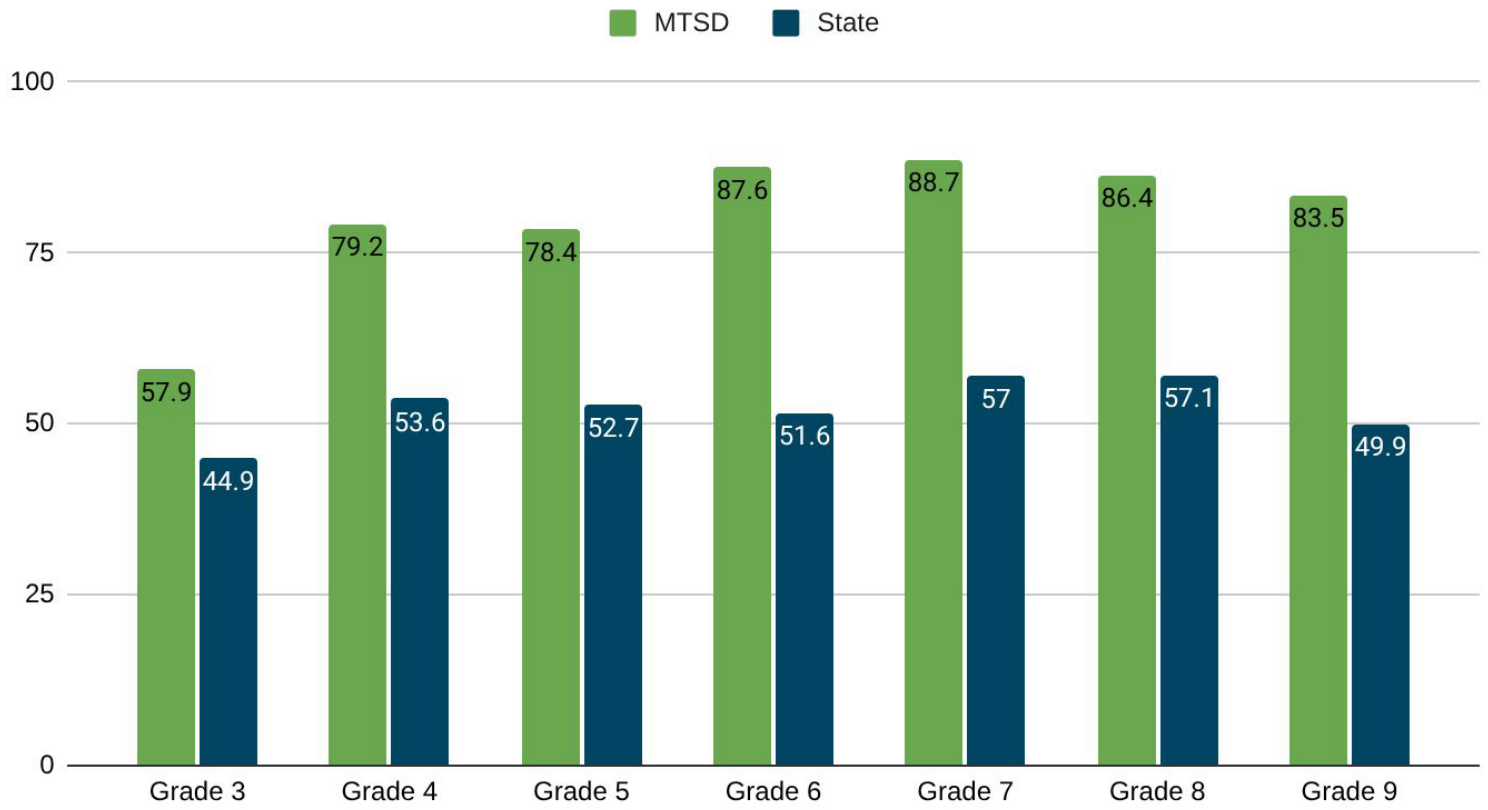

English Language Arts/Literacy
% of MTSD Students Meeting/Exceeding Expectations
Spring 2023-Spring 2025 Administrations

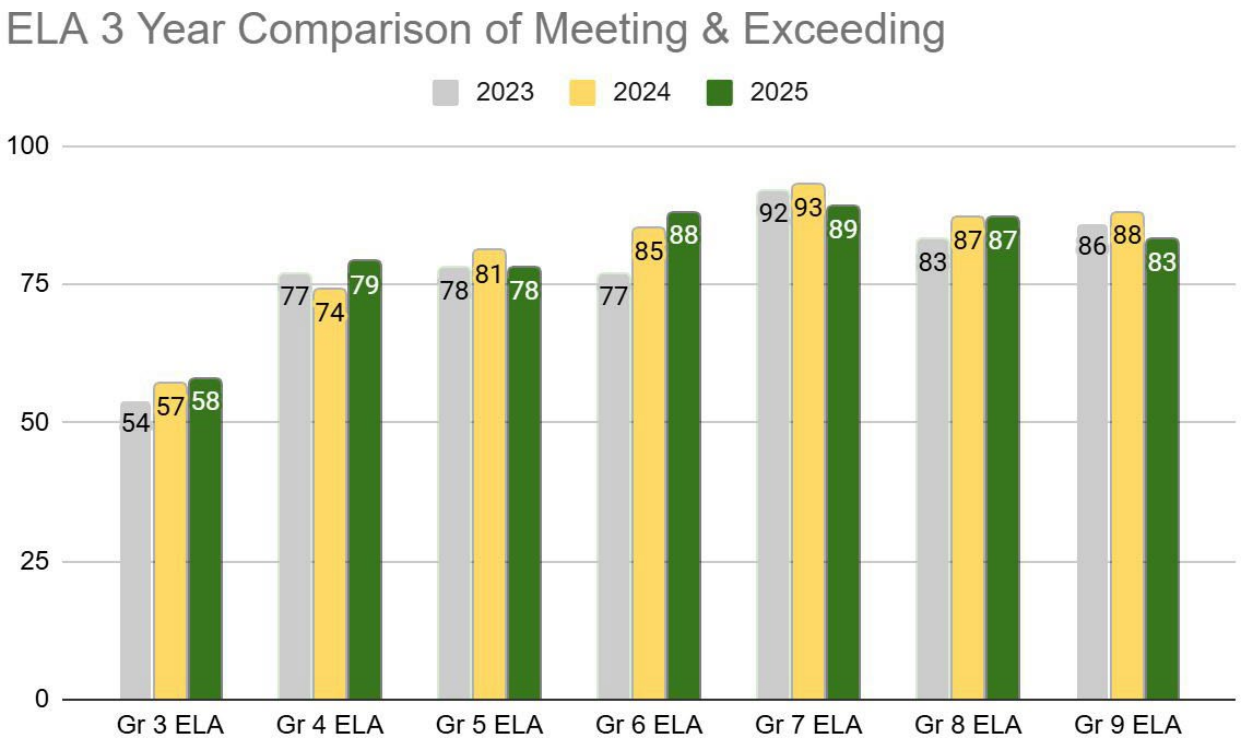

English Language Arts/Literacy
Spring 2023-Spring 2025 Administrations

Grade	% Not Meeting (Level 1)			% Partially Meeting (Level 2)			% Approaching (Level 3)			% Meeting (Level 4)			% Exceeding (Level 5)			Change in Levels 1, 2, & 3 (2024 to 2025)	Change in Level 4 & Level 5 (2024 to 2025)
	2023	2024	2025	2023	2024	2025	2023	2024	2025	2023	2024	2025	2023	2024	2025		
	%	%	%	%	%	%	%	%	%	%	%	%	%	%	%		
3	6.6%	5.5%	11.1%	10.3%	12.3%	11.8%	29.1%	25.0%	19.2%	48.7%	51.6%	48.3%	5.3%	5.5%	9.6%	-0.8%	+0.8%
4	3.8%	2.8%	2.2%	7.9%	5.2%	6.4%	11.4%	18.1%	12.1%	44.6%	35.3%	49.8%	32.3%	38.7%	29.4%	-5.3%	+5.3%
5	2.8%	2.5%	2.7%	6.4%	4.3%	5.7%	12.3%	12.1%	13.2%	62.0%	47.1%	49.4%	16.5%	34.1%	29.0%	+2.7%	-2.7%
6	1.1%	0.8%	1.5%	6.1%	3.3%	2.9%	15.8%	10.8%	7.9%	51.3%	47.8%	33.1%	25.7%	37.3%	54.5%	-2.6%	+2.6%
7	1.4%	1.3%	1.3%	2.0%	1.0%	1.6%	4.5%	4.5%	8.3%	29.0%	24.3%	26.7%	63.1%	68.8%	62.0%	+4.4%	-4.4%
8	2.1%	2.5%	1.8%	1.9%	1.9%	2.9%	13.3%	8.3%	8.9%	40.3%	41.9%	38.6%	42.4%	45.3%	47.8%	+0.8%	-0.8%
9	3.3%	1.6%	4.2%	3.8%	2.5%	2.8%	7.3%	7.4%	9.5%	48.2%	35.4%	42.0%	37.4%	53.0%	41.5%	+5.0%	-5.0%
All Grades	**2.9%**	**2.3%**	**3.3%**	**5.2%**	**4.1%**	**4.6%**	**13.0%**	**11.8%**	**11.0%**	**46.2%**	**40.0%**	**40.6%**	**32.7%**	**41.8%**	**40.6%**	**+0.6%**	**-0.6%**

Percentages may not total 100 due to rounding. Grade 9 row includes grade 9 students only.

Montgomery Township Schools District-Wide
2025 Spring NJSLA Percentages by Subgroup **English Language Arts**

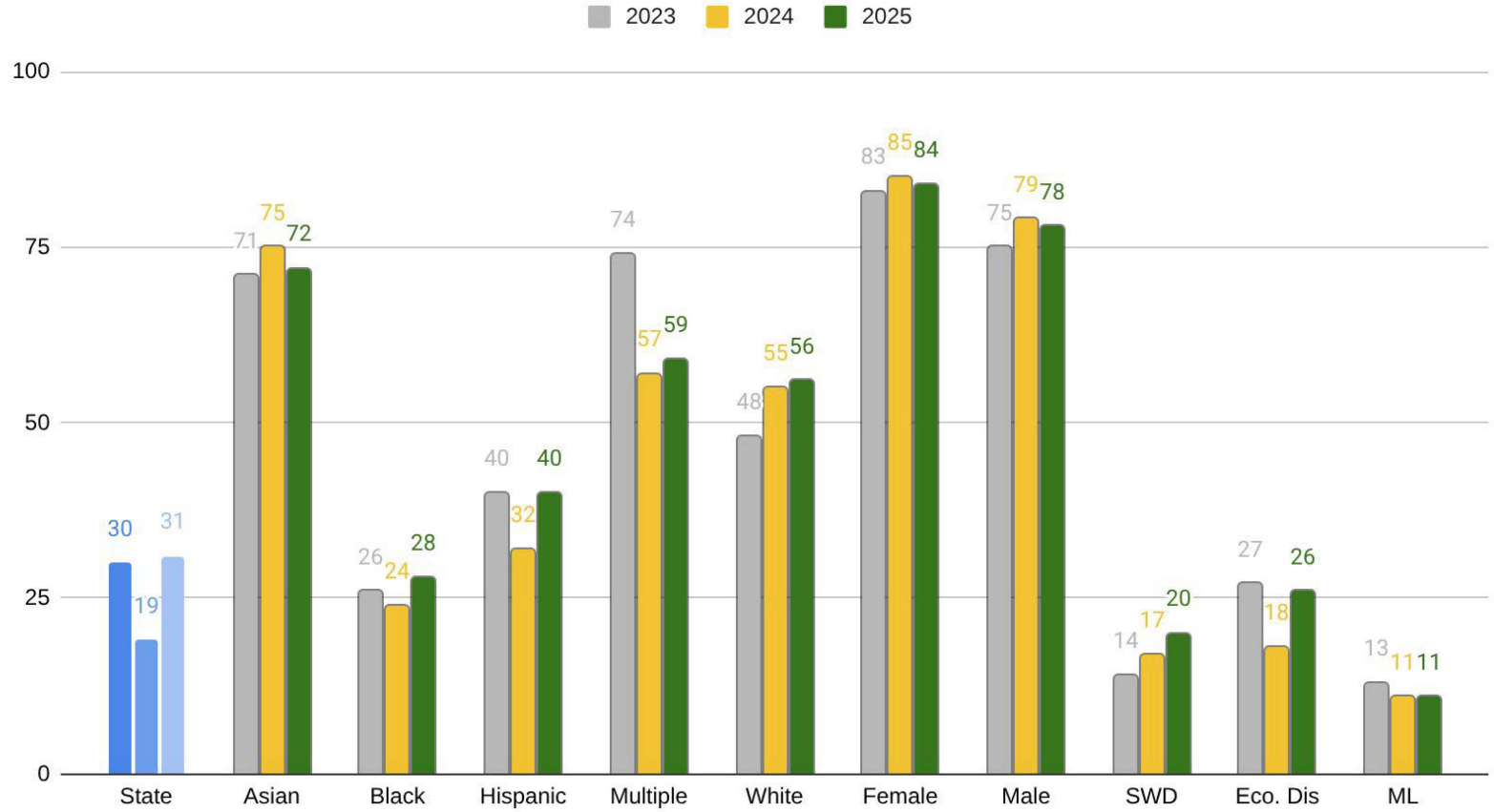

Notable Achievements (ELA)

- Continued high ELA achievement across the district, typically out performing the state by over 30%.
- Successful implementation of new phonics and word work curricular resources in grades 1-4.
- Grades 6-9 exceeded the state goal of 80% proficiency.

Interventions
(ELA)

- Improved data protocols to identify and progress monitor students who need additional classroom strategies to support their learning.
- Early Literacy Initiative in K-3 will provide additional data to identify students at risk of not meeting grade level targets, allowing for earlier interventions.
- New intervention materials to support students in Tier 2 (students who receive academic support services) in grades 3-8 targeting explicit skill instruction.
- ELA lab to support students in grades 9-12.
- Increased vertical articulation
- Targeted teacher Sheltered English Instruction (SEI) training to support ML students.

New Jersey Student Learning Assessment (NJSLA)

Spring 2025 Results

Math

NJSLA Performance Levels

NJSLA Performance Level	Descriptor
Level 1	Not yet meeting grade-level expectations
Level 2	Partially meeting grade-level expectations
Level 3	Approaching grade-level expectations
Level 4	Meeting grade-level expectations
Level 5	Exceeding grade-level expectations

Montgomery Township Schools District-Wide
2025 Spring NJSLA Meeting/Exceeding Percentages
Mathematics

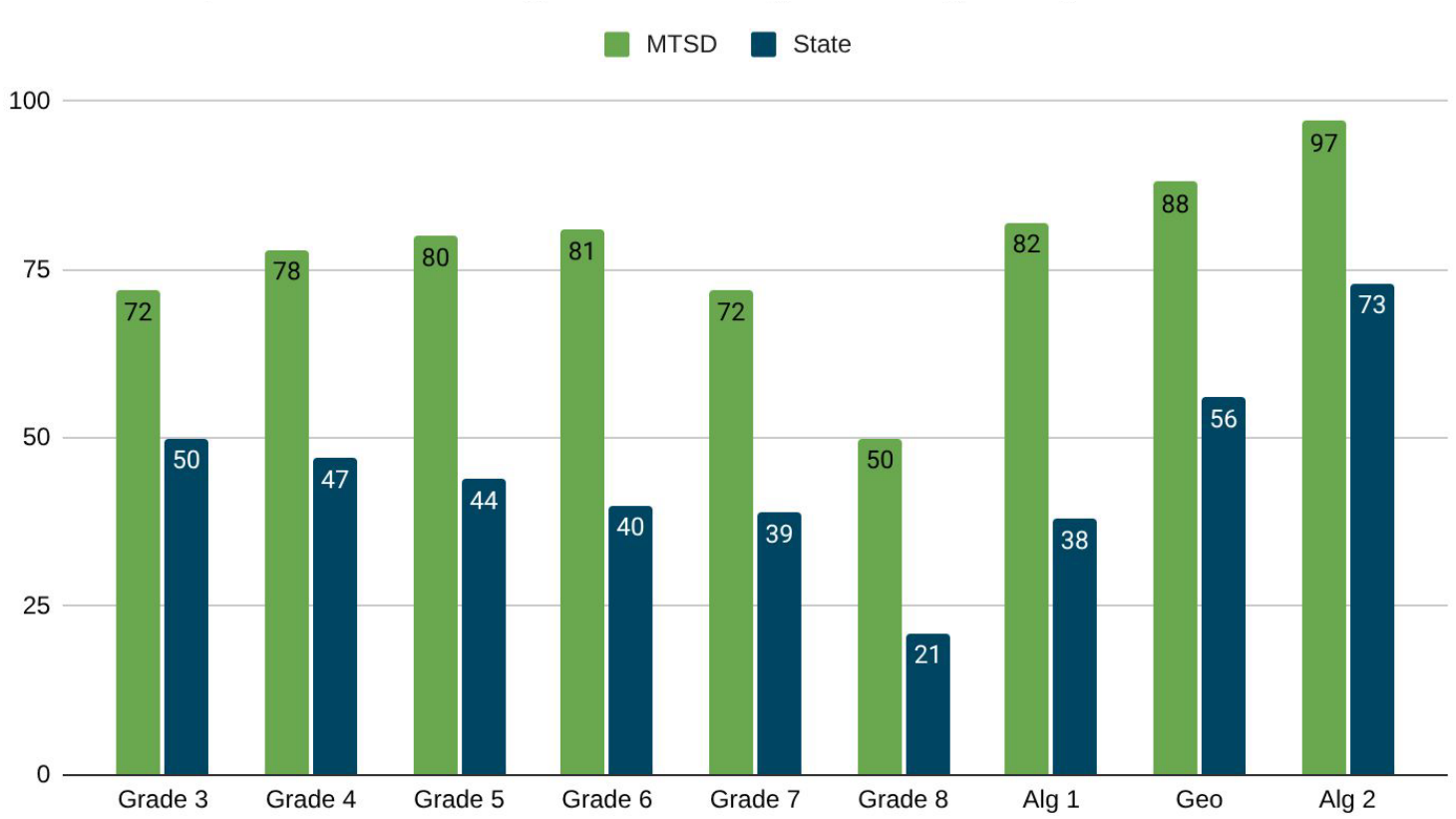

Mathematics
% of MTSD Students Meeting/Exceeding Expectations
Spring 2023-Spring 2025 Administrations

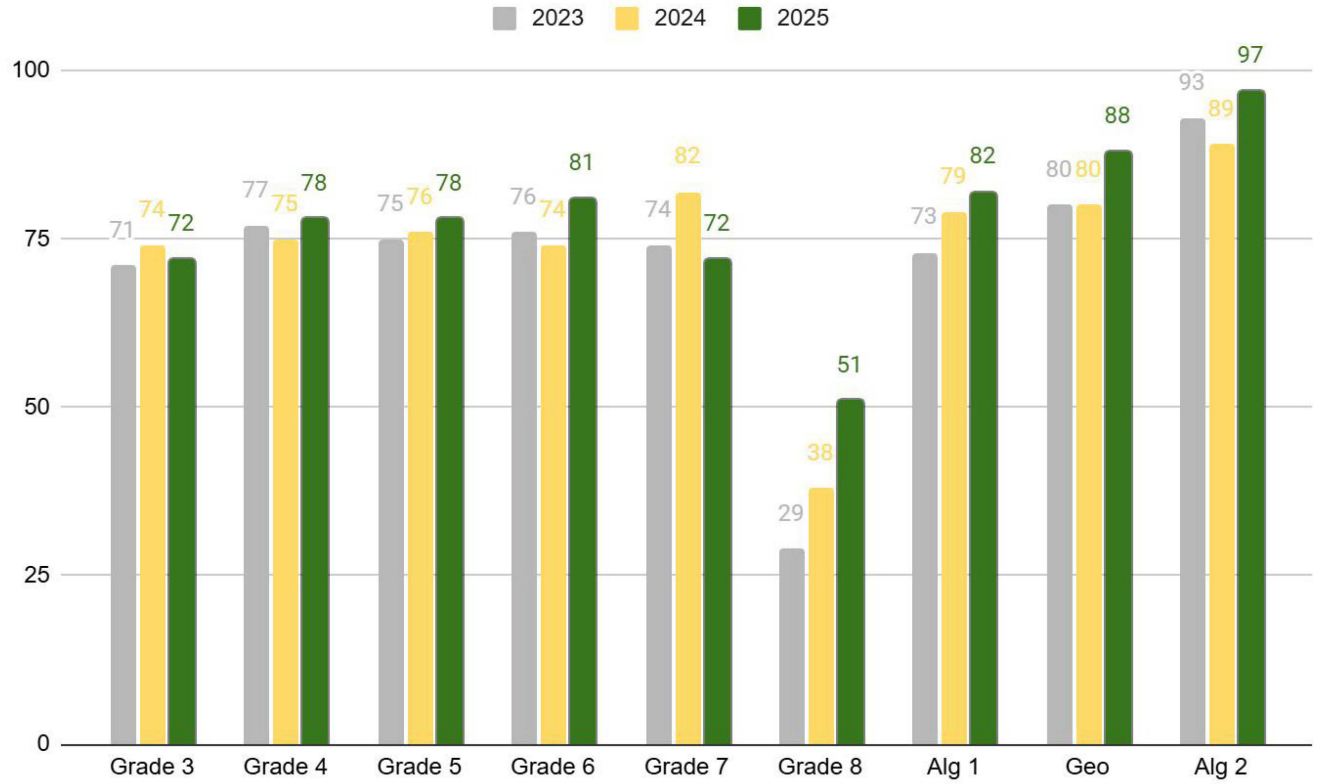

Mathematics
Spring 2023-Spring 2025 Administrations

Grade	% Not Meeting (Level 1)			% Partially Meeting (Level 2)			% Approaching (Level 3)			% Meeting (Level 4)			% Exceeding (Level 5)			Change in Levels 1, 2, & 3 (2024 to 2025)	Change in Level 4 & Level 5 (2024 to 2025)
	2023	2024	2025	2023	2024	2025	2023	2024	2025	2023	2024	2025	2023	2024	2025		
	%	%	%	%	%	%	%	%	%	%	%	%	%	%	%		
3	3.6%	5.5%	7.0%	6.5%	5.2%	6.2%	18.6%	14.9%	14.7%	45.6%	47.2%	50.2%	25.7%	27.2%	22.0%	+2.3%	-2.3%
4	3.4%	2.7%	2.2%	5.6%	6.7%	5.7%	14.1%	15.9%	14.3%	54.7%	50.0%	57.3%	22.2%	24.7%	20.4%	-3.0%	+3.0%
5	3.6%	2.8%	2.4%	6.4%	5.9%	4.2%	15.5%	15.5%	13.7%	44.0%	44.6%	49.3%	30.5%	31.3%	30.4%	-3.9%	+3.9%
6	2.4%	2.0%	1.7%	4.6%	6.8%	4.3%	16.6%	16.9%	13.0%	52.7%	48.9%	38.6%	[illegible]	[illegible]	42.3%	-6.6%	+6.6%
7	1.9%	1.4%	1.1%	5.3%	4.6%	5.5%	18.9%	11.6%	21.8%	61.5%	53.3%	54.9%	12.5%	29.1%	16.7%	+10.8%	-10.8%
8	11.2%	9.6%	7.2%	24.3%	17.5%	14.4%	35.5%	35.1%	28.0%	28.0%	36.8%	47.2%	0.9%	0.9%	3.2%	-12.7%	+12.7%
Alg I (MS)	0.0%	0.0%	0.0%	1.8%	0.0%	0.4%	13.9%	1.2%	3.1%	58.2%	74.9%	57.6%	26.0%	23.9%	38.9%	+2.2%	-2.2%
Alg I (HS)	8.0%	8.3%	4.2%	22.1%	19.8%	11.7%	25.7%	24.8%	35.0%	43.4%	44.6%	47.5%	0.9%	2.5%	1.7%	-2.1%	+2.1%
Geo (MS)	0.0%	0.0%	0.0%	0.0%	0.0%	0.0%	2.4%	4.1%	1.1%	64.0%	49.0%	40.9%	33.6%	46.9%	58.1%	-3.0%	+3.0%
Geo (HS)	0.8%	1.4%	0.0%	1.7%	1.4%	0.0%	36.7%	31.4%	20.5%	56.7%	59.3%	65.8%	4.2%	6.4%	13.7%	-13.8%	+13.8%
Alg II (MS)	0.0%	N/A	0.0%	0.0%	N/A	0.0%	0.0%	N/A	0.0%	21.1%	N/A	0.0%	78.9%	N/A	100.0%	0.0%	0.0%
Alg II (HS)	0.0%	0.7%	0.0%	0.7%	1.4%	0.9%	7.1%	9.7%	1.8%	70.2%	63.4%	48.2%	22.0%	24.8%	49.1%	-9.0%	+9.0%
All Grades	**2.8%**	**2.8%**	**2.4%**	**6.0%**	**5.7%**	**4.7%**	**17.1%**	**15.2%**	**14.6%**	**52.4%**	**52.0%**	**50.5%**	**21.7%**	**24.2%**	**27.8%**	**-2.0%**	**+2.0%**

Montgomery Township Schools District-Wide
2025 Spring NJSLA Percentages by Subgroup **Math**

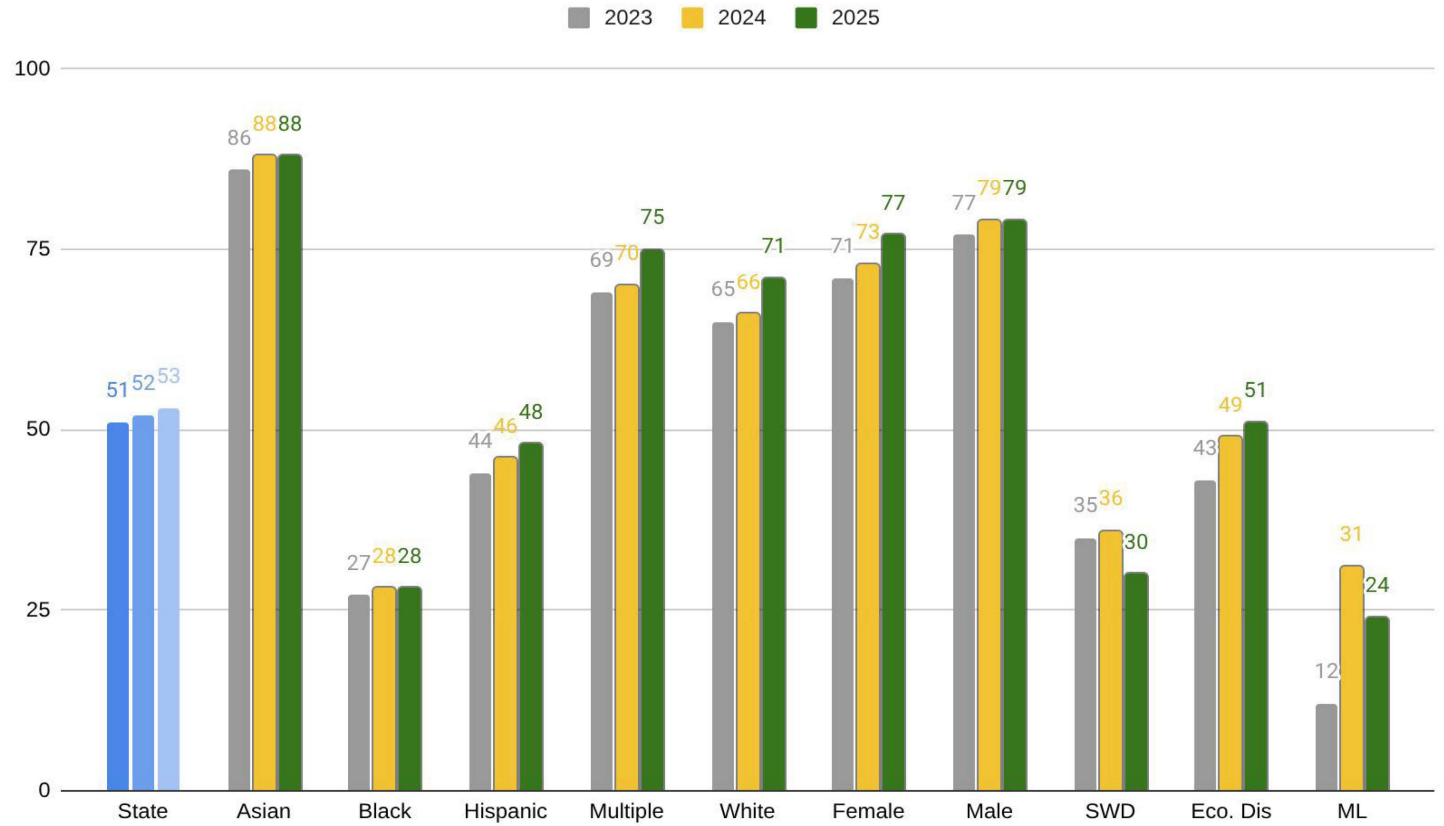

Notable Achievements (Math)

- Consistently outperforming the state, often by nearly 50%.
- Improved growth among subgroup populations.
- Consistent growth trend across high school math courses.
- +12% improvement in Grade 8.
- Improved performance of students in standard aligned middle school math offerings.

Interventions
(Mathematics)

- Improved data protocols to identify and progress monitor students who need additional classroom strategies to support their learning.

- New intervention protocols to support students in Tier 2 (students who receive academic support services) in grades 1-6. *This has been a philosophical move away from curricular support to a learning acceleration model of gap filling prerequisite skills not yet mastered.*

- Targeted teacher SEI training to support ML students.

- Math lab and Math Connections to support students in grades 9 -12.

- Math Workshop and Flex for students in grade 7-8.

New Jersey Student Learning Assessment (NJSLA)

Spring 2025 Results

Science

NJSLA - Science Performance Levels

NJSLA Performance Level	Descriptor
Minimal	Demonstrate a minimal understanding of the NJSLS-S
Limited	Demonstrate a limited grade-level understanding of the NJSLS-S
Proficient	Demonstrate appropriate grade-level understanding of the NJSLS-S
Advanced	Demonstrate advanced understanding of the NJSLS-S

Montgomery Township Schools District-Wide
2025 Spring NJSLA Meeting/Exceeding Percentages **Science**

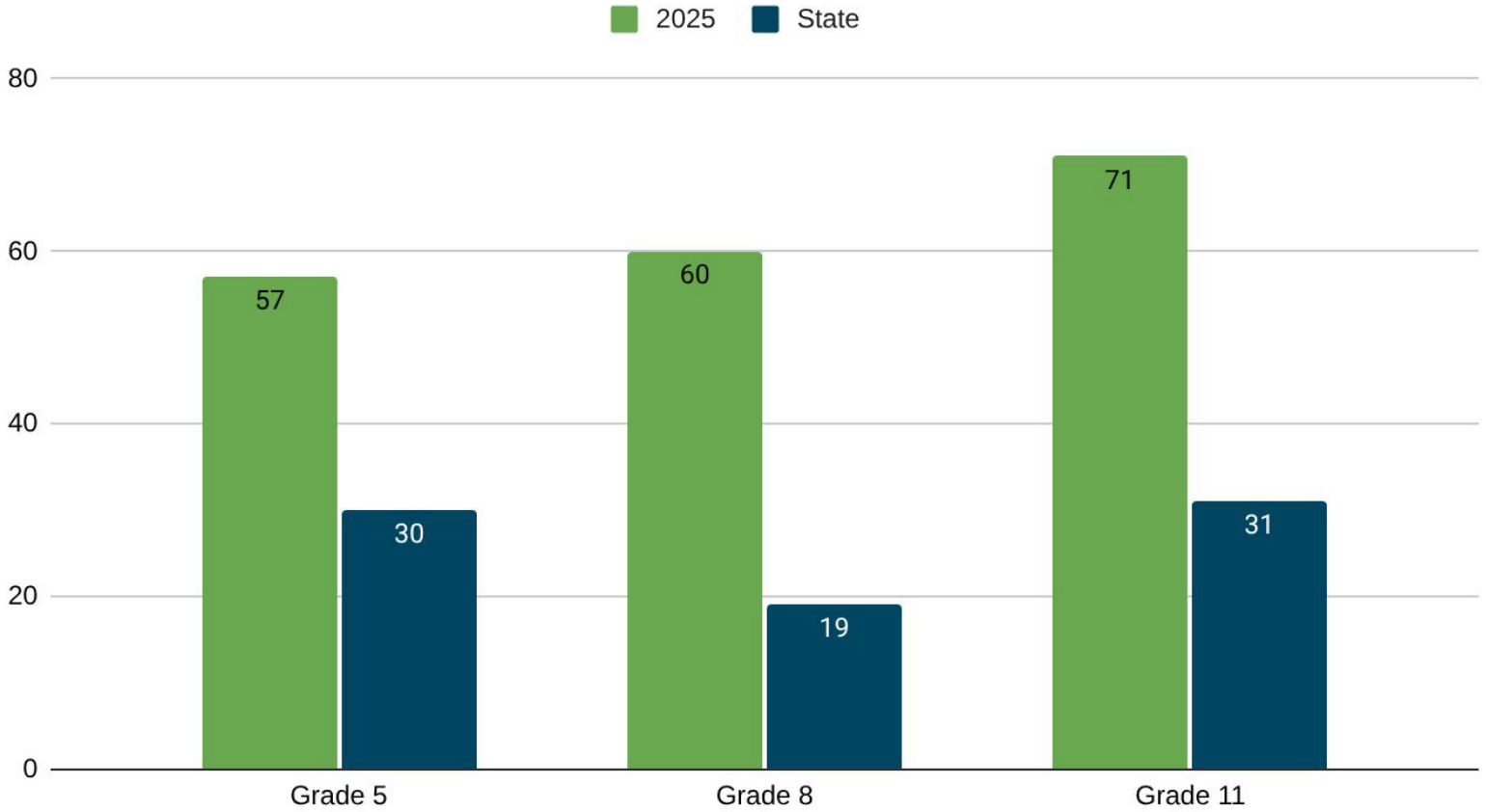

2023,2024, & 2025 District-Wide Comparison of Science Percentages

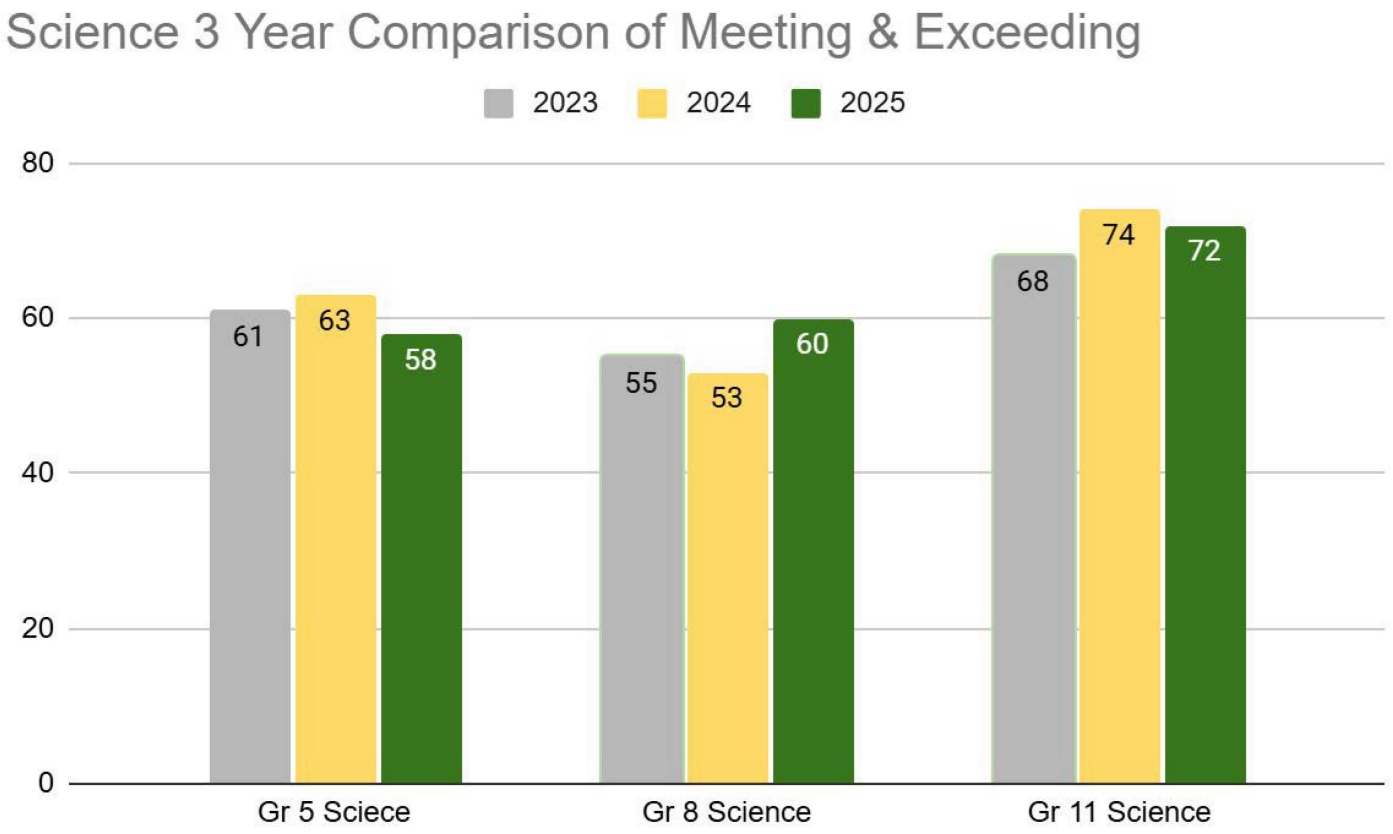

Montgomery Township Schools District-Wide
2025 Spring NJSLA Percentages by Subgroup Science

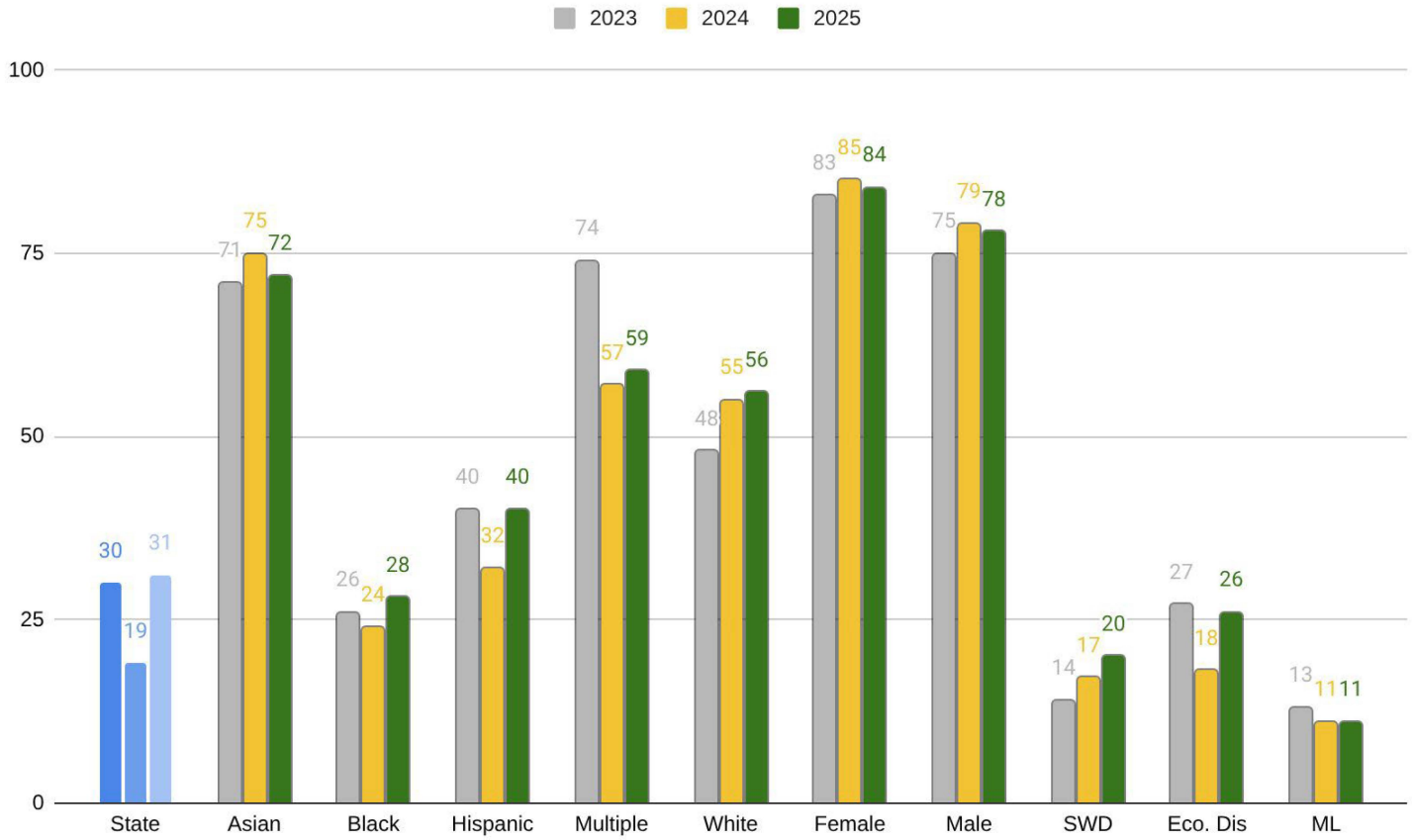

Notable Achievements (Science)

- Continue to outperform the state at every level.
- Improved Grade 8 performance.
- New Curricular Resources in Middle School.
- Growth in six student subgroups.
- Additional science opportunity for 9th graders.

Interventions
(Science)

- Exploring a pilot of Open-SciEd Units in grade 4 & 5.
- 2025-26 implementation of Linkit! Science Benchmarks which will emulate the NJSLA experience for our students in grade 6 and 7, while giving us solid data on content mastery.
- Consideration of Linkit! Benchmarks in earlier grades.
- Continued commitment to teacher and leader professional learning.
- Upcoming NJSLS update.

Transitioning from NJSLA to NJSLA-A

State officials indicate the adaptive format will provide a more accurate and personalized measure of student knowledge and skills, with the goal of providing faster and more actionable results to educators.

- Both cover ELA and mathematics for grades 3 through 9.
- Both assessments are aligned with the New Jersey Student Learning Standards (NJSLS) for English language arts (ELA) and mathematics.
- The NJSLA science tests for grades 5, 8, and 11 will not be adaptive and will continue in their current format.
- More precise in measuring an individual student's academic abilities.
- Enhanced security as each student sees a unique sequence of questions selected from a large item bank.

New Jersey Student Learning Assessment (NJSLA-A & NJSLA-Science)

Next Administration

April 2026 through May 2026