

DISTRICT STRATEGY 2025-2026



GREAT PLACE TO LEARN

Objective

Improve overall student academic proficiency in English Language Arts (ELA) and Mathematics across all grade levels

► District Goals

On the Spring 2026 Assessments:

- ▶ Increase the District's Early Literacy Composite % Met Benchmark (Gr K-1) to 70%
- ▶ Increase the WI Forward ELA (Gr 3-8) Composite Proficiency to 80%
- ▶ Increase the WI Forward Mathematics (Gr 3-8) Composite Proficiency to 82%
- ▶ Increase the ACT Composite Score (Gr 11) to 23.7



GREAT PLACE TO WORK

Objective

Attract, develop and retain a healthy and high-performing workforce

► District Goal

Prioritize strategies to achieve the District's annual health insurance budget target of \$16.0M with minimal impact on services and plan design



GREAT SCHOOL DISTRICT

Objective

Create maximum educational value for our students, families and community

► District Goal

By June 2026, develop a dynamic, 20-year facility plan that supports and enhances the learning environment and prepares for future educational programming needs

► District Goal

By April 2026, finalize the District's plan for school start times and middle school programming



OUR MISSION

To educate and inspire every student to think, to learn, and to succeed.



OUR VISION

Every student ready for Life, College, and Career.






CORE VALUES

Belonging
Engagement
Excellence
Innovation

Sustainability
Transparency
Wellness

KEY PERFORMANCE INDICATORS

Our Key Performance Indicators (KPIs) are the District's most important measures. Aggressive targets are established to reflect the organization's commitment to sustained excellence in academic achievement, staff performance, financial management, and stakeholder engagement.

	METRIC	2022-23	2023-24	2024-25	2025-26	TARGET	
 GREAT PLACE TO LEARN	Early Literacy % Met Benchmark (Gr K-1)	N/A	N/A	67%		70%	
	WI Forward ELA Composite % Proficient (Gr 3-8)	67%	74%	79%		80%	
	WI Forward Math Composite % Proficient (Gr 3-8)	70%	79%	81%		82%	
	ACT Composite Score (Gr 11)	23.3	22.5	23.1		24.0	
	ACT ELA Average Score - (Gr 11)	21.6	20.5	21.4		22.0	
	ACT Math Average Score - (Gr 11)	23.3	23.0	23.3		24.0	
	Percent of AP Exams Score 3+	81%	82%	90%		76.5%	
 GREAT PLACE TO WORK	Teacher Retention Rate	96%	95%	96%		95%	
	Staff Engagement Index	83%	86%	86%		80%	
	Work-Life Balance Index	67%	75%	76%		70%	
	Healthcare Cost Center	\$14.9M	\$15.4M	\$16.1M		\$16.0M	
	% of Substitute Teachers Filled by Provider	91%	96%	97%		95%	
	% of Substitute Assistants Filled by Provider	66%	79%	83%		75%	
 GREAT SCHOOL DISTRICT	State Ranking on Wisconsin's District Report Card (<i>Enrollment 2500+</i>)	4th	5th	3rd		Top 3	
	Schools Achieving Highest Rating on Wisconsin's School Report Card	8	7	9		9	
	State Ranking on Junior ACT Composite	2nd	12th	7th		Top 3	
	Resident Student Annual Enrollment Growth <i>*Added 4K in 2021-22</i>	0.3%	1.4%	0%	0.6%		0.5%
	Resident Student Market Share	79%	79%	79%	79%'s are		82%
	Family Survey - <i>Recommend My Child's School to a Friend</i>	87%	87%	88%		90%	

become what's next