



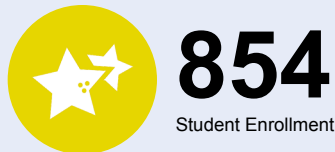
OREGON AT-A-GLANCE SCHOOL PROFILE

Sato Elementary School

PRINCIPAL: Annie Pleau | GRADES: K-5 | 7775 NW Kaiser Rd., Portland 97229 | 503-356-2530




Students We Serve



DEMOGRAPHICS


American Indian/Alaska Native




Asian




Black/African American




Hispanic/Latino



Multiracial



Native Hawaiian/Pacific Islander



White



35%

Ever English Learners



34

Languages Spoken

9%

Students with Disabilities

94%

Required Childhood Vaccinations

8%

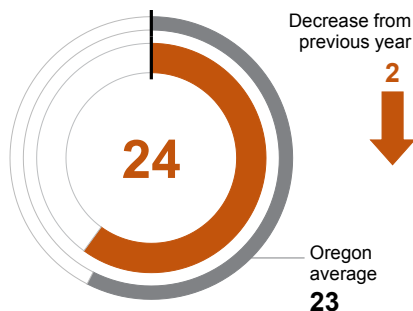
Students Experiencing Poverty

*<10 students or data unavailable

School Environment

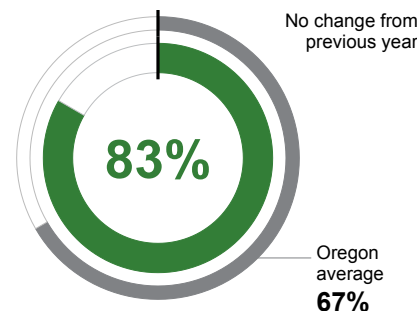
CLASS SIZE

Median class size.



REGULAR ATTENDERS

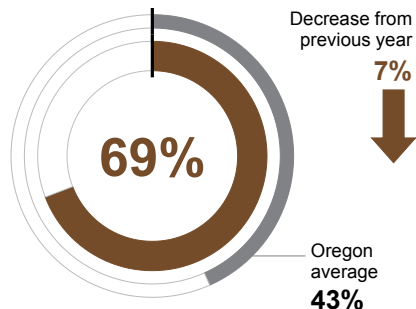
Students who attended more than 90% of their enrolled school days.



Academic Success

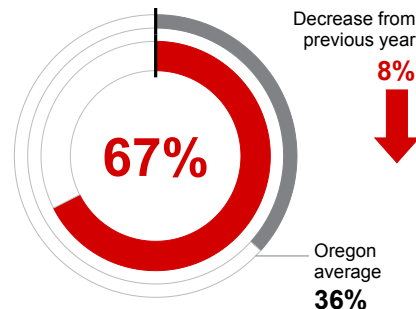
ENGLISH LANGUAGE ARTS

Students meeting state grade-level expectations.



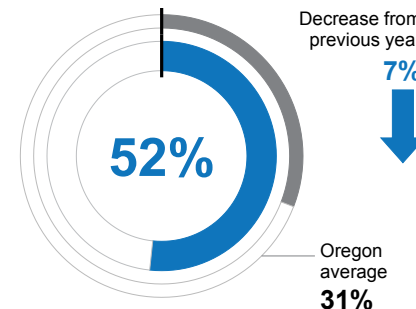
MATHEMATICS

Students meeting state grade-level expectations.



SCIENCE

Students meeting state grade-level expectations.



School Goals

Beaverton School District promotes a deep sense of belonging while supporting, challenging and inspiring all students to explore their passions, achieve their goals and graduate ready to thrive in their learning and life after high school. To achieve these goals, the district and its schools will prioritize student safety and well-being, a strong start in early learning, achievement for all student groups including accessibility to dual language programs, and supports for post-high school success.

State Goals

The Oregon Department of Education is partnering with school districts and communities statewide to reach a 90% on-time graduation rate by 2027. Anchored in the pillars of Academic Excellence, Belonging & Wellness, and Accountability, ODE prioritizes evidence-based strategies that strengthen early literacy, improve attendance, and deepen student engagement. We are committed to eliminating opportunity and achievement gaps for historically underserved students. By investing in culturally responsive practices, cultivating inclusive school environments, and fostering a culture of continuous improvement, we can help ensure every student thrives.

Safe & Welcoming Environment

To enable every student to thrive socially and emotionally, Beaverton School District is committed to promoting an environment where every student feels safe, included and valued. To achieve this goal, the district and its schools will create systems, structures and practices that build safe and inclusive learning environments including multi-tiered systems of support for students' social-emotional, behavioral and academic needs.



OREGON AT-A-GLANCE SCHOOL PROFILE CONTINUED

Sato Elementary School

2024-25

Outcomes

Our Staff (rounded FTE)



46

Teachers



10

Educational assistants



4

Counselors/
Psychologists/
Social Workers



87%

Average teacher retention rate over the past three years



85%

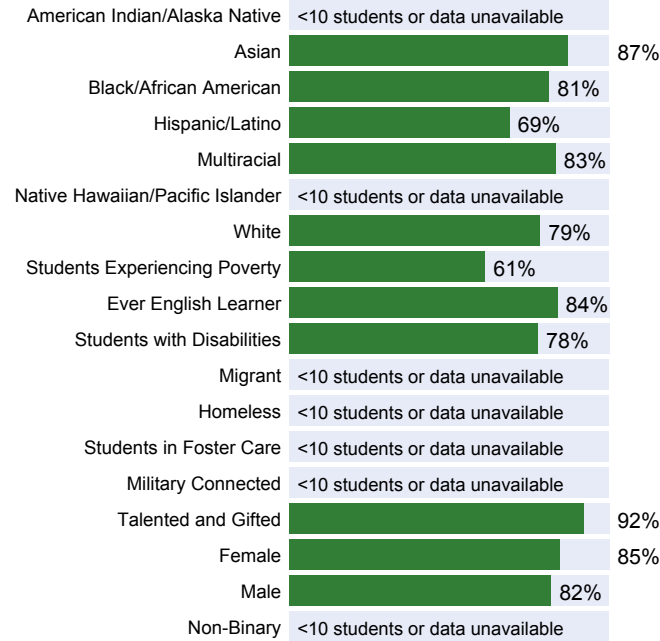
% of licensed teachers with more than 3 years of experience



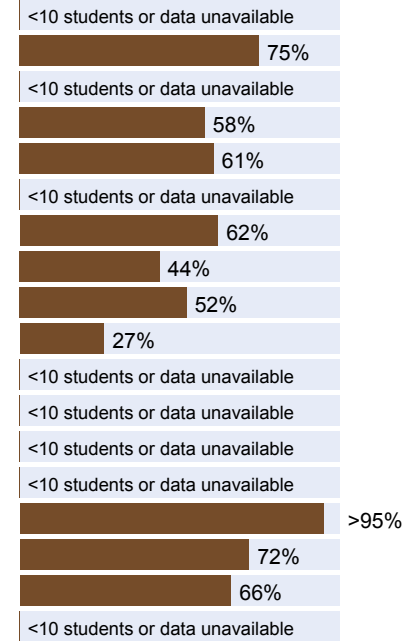
Yes

Same principal in the last 3 years

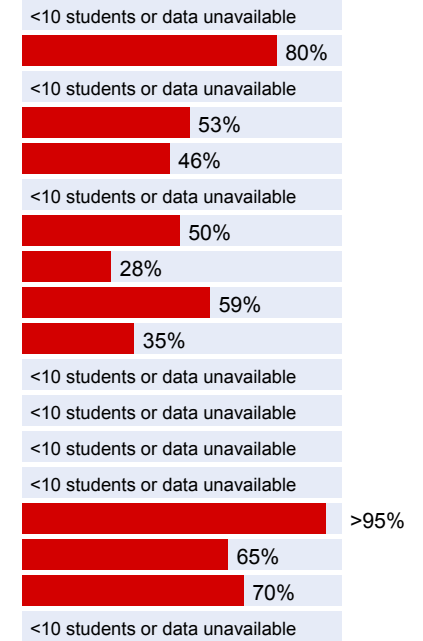
REGULAR ATTENDERS



ENGLISH LANGUAGE ARTS



MATHEMATICS



About Our School

BULLYING, HARASSMENT, AND SAFETY POLICIES

Beaverton School District is committed to an environment where all identities are valued, and every student is included. To accomplish this, the district and its schools will implement a comprehensive intervention system for academic, behavioral and social-emotional learning needs. The district and its schools will utilize data to inform and support equitable opportunities, access and inclusion for our diverse student body.

EXTRACURRICULAR ACTIVITIES

Please visit the school website for up to date information about extracurricular activities.

PARENT ENGAGEMENT

Beaverton School District values belonging. Individual identities are visible, valued, nurtured and celebrated. The district and its schools will center equity in our relationships, actions, systems and outcomes. We will honor the dignity and voices of our students, families, staff and community members.

COMMUNITY ENGAGEMENT

Beaverton School District values community connections. We build on the experiences and strengths of our students, families, staff and community members to connect with our local and global communities. We show care for and commitment to our community through gratitude and service. To enhance engagement, the district and its schools will actively target outreach to community groups and partner with families and community groups to support student learning and well-being.