

**Please get your school device
out and go to [Classlink](#).**

Required Bridge Bill Task: Onboarding

1.

Login into your SchoolLinks Account

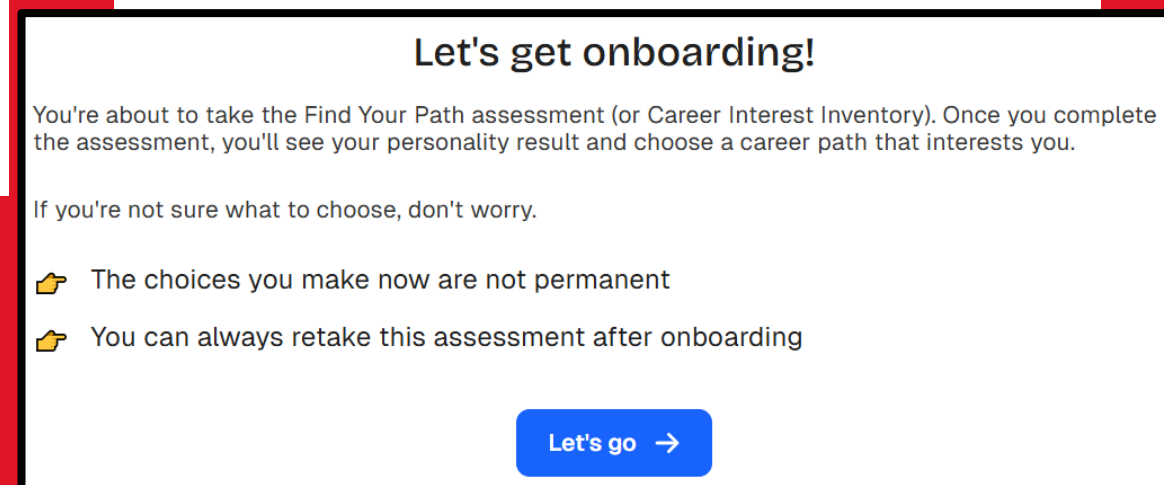
Find through Classlink



2.

Complete Onboarding

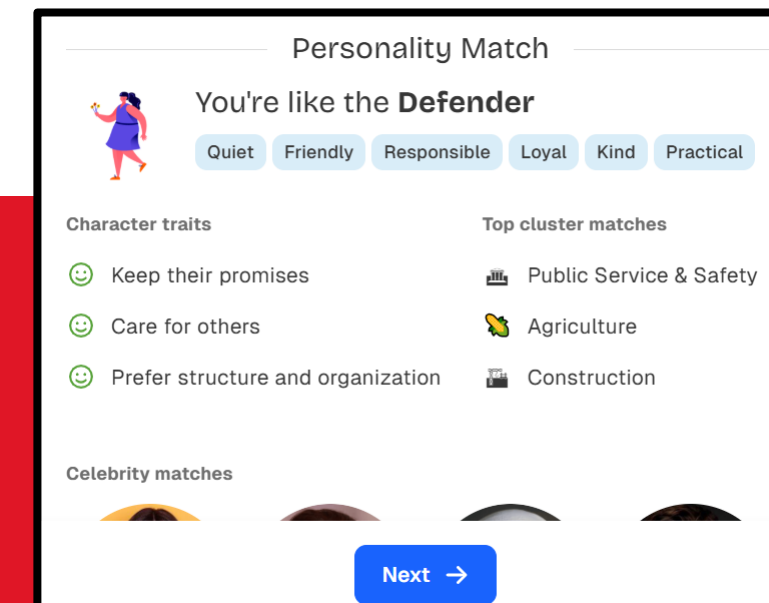
Answer the questions for what sounds most like you.



3.

Review the Personality Match

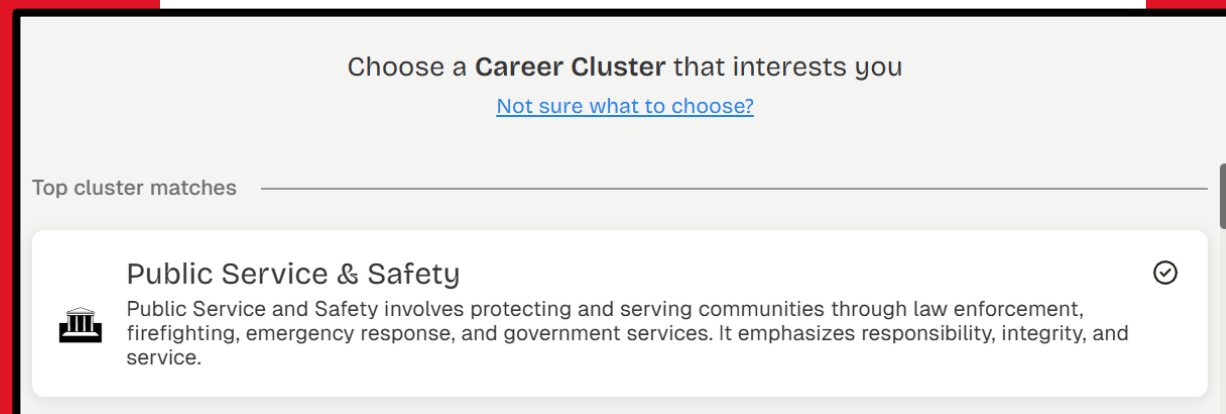
Click the blue "Next" button when done.



Required Bridge Bill Task: Onboarding

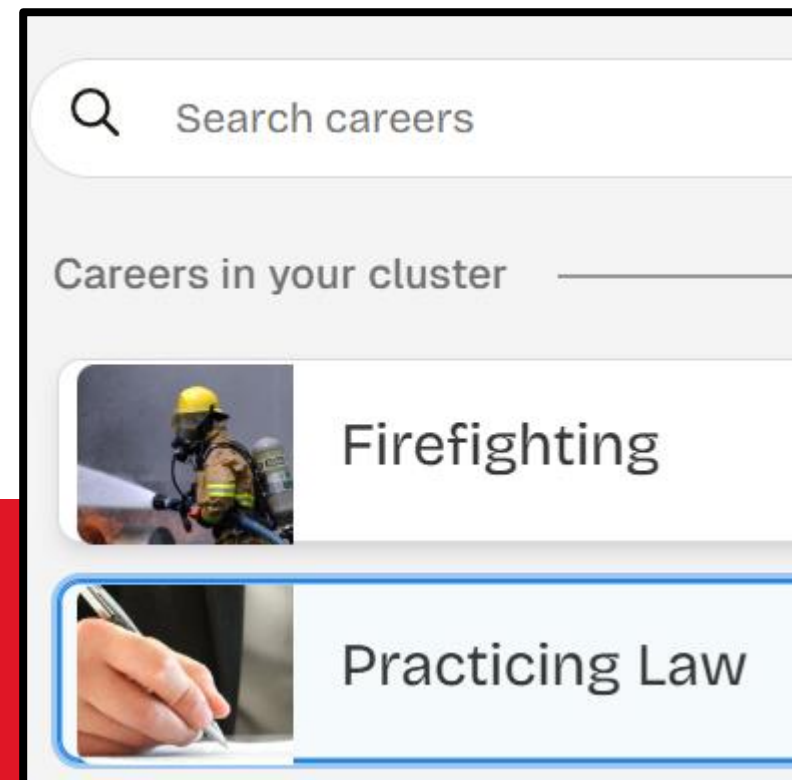
4.

Choose a Career Cluster that interests you.



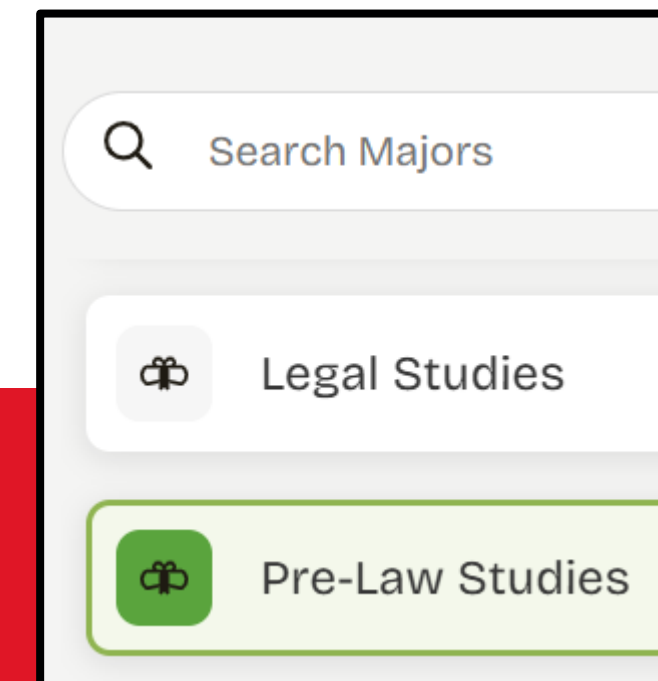
5.

Search & Select a Career



6.

Search & Select Related Major or Training Program



Click the blue "Next" button when prompted

Required Bridge Bill Task: Top Skills Assessment

1.

Go to “To Do List” on your Dashboard & select “Complete the Top Skills Assessment” under Remaining To Dos.

2.

Select “Go to feature” then “Start Assessment”

Go to feature →

Start assessment →

3.

Answer the questions for the scenario that sounds most like you.

To Do List Events Reminders My Team Survey/Forms Shared Notes

2 Completed To Dos

December 2025

31st Complete the “Top Skills” Assessment

Not Done

Top Skills Assessment: Results

You will get an overview of your top skills, related careers, and a skills breakdown to explore further at a later time.


Top skills



Written comprehension

The ability to read and understand information and ideas presented in writing.


Careers that match your skill profile



Electrical and Electronic Engineering Tech

Advanced Manufacturing

[Learn more →](#)



Content Editing

Arts, Entertainment & Design

[Learn more →](#)

Skills breakdown

Click on a skill group below to see a breakdown of all your skills.



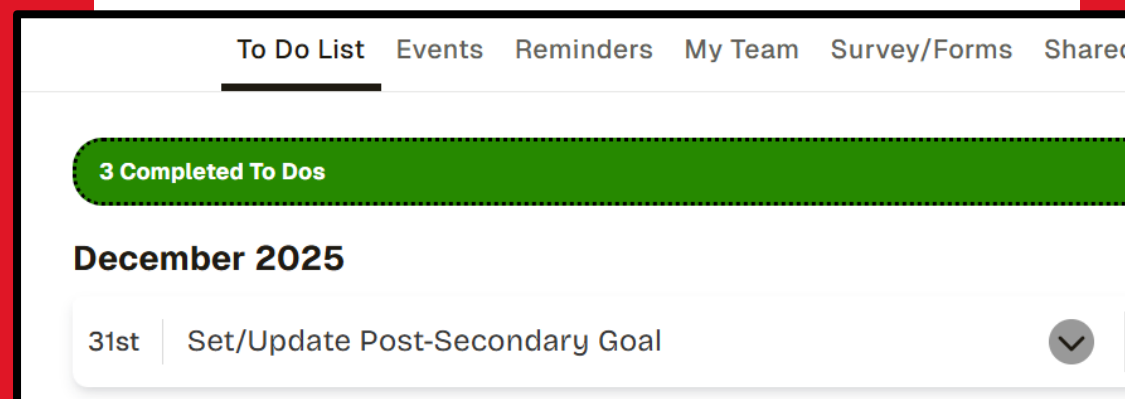
Attentiveness

Skills that help you focus and apply your attention.

Required Bridge Bill Task: Set Post-Secondary Goal

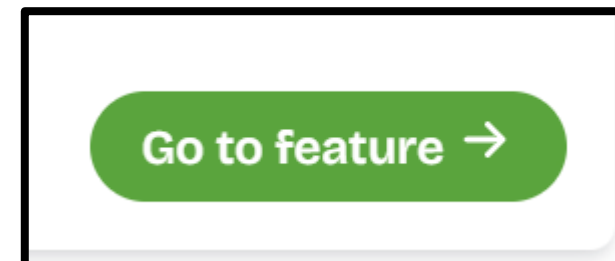
1.

Go to “To Do List” on your Dashboard & select “Set/Update Post-Secondary Goal” under Remaining To Dos.



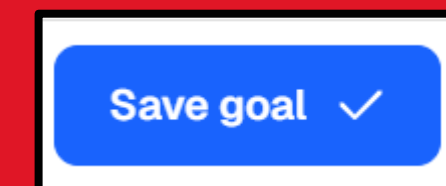
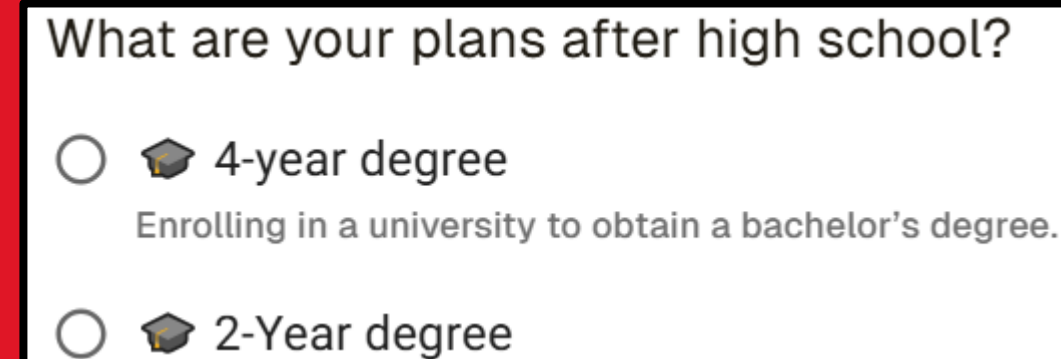
2.

Select “Go to feature”



3.

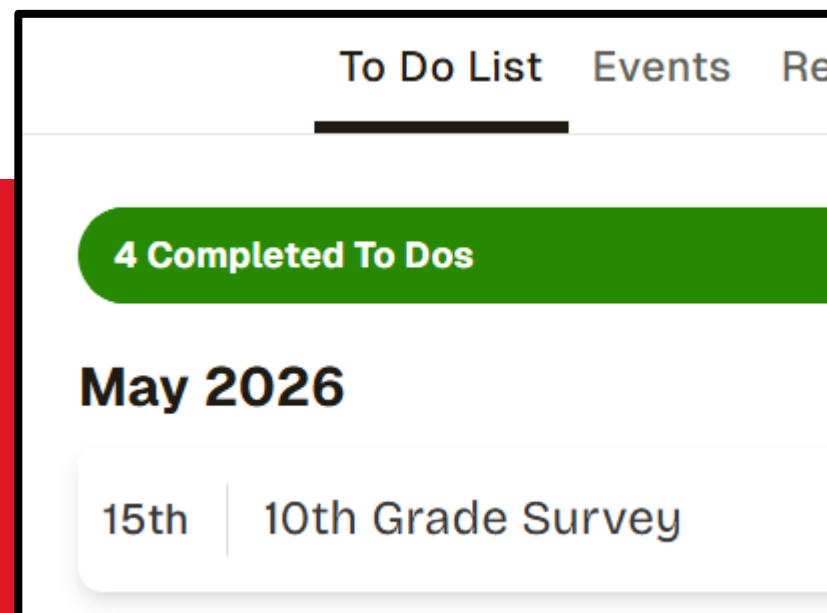
Answer the questions based on your current plans for after high school. Select “Save goal” when done.



Required Bridge Bill Task: 10th Grade Survey

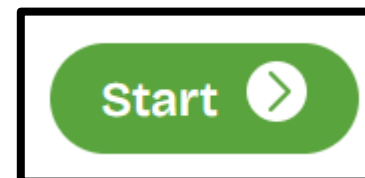
1.

Go to “To Do List” on your Dashboard & Select “10th Grade Survey” under Remaining To Dos.



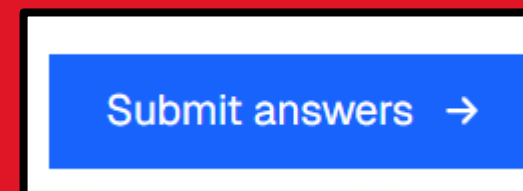
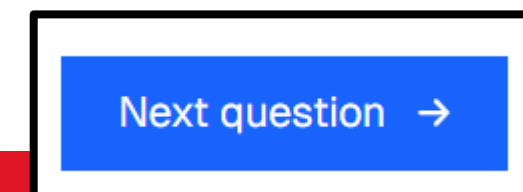
2.

Select “Start”



3.

Answer the questions about your post-high school plans.



Completed Tasks

Raise your hand to show your counselor your completed tasks.

The screenshot shows a 'To Do List' interface with a navigation bar at the top containing 'To Do List', 'Events', 'Reminders', 'My Team', 'Survey/Forms', and 'Shared Notes'. Below the navigation bar is a green header indicating '5 Completed To Dos'. The tasks are organized by month:

- December 2025**
 - 31st | Complete the "Find Your Path" Assessment | Complete ✓
 - 31st | Complete the "Top Skills" Assessment | Complete ✓
 - 31st | Set/Update Post-Secondary Goal | Complete ✓
 - 31st | Set/update Goal Career | Complete ✓
- May 2026**
 - 15th | 10th Grade Survey | Complete ✓