



Manchester Public Schools

Winter Data Update
2024-25

Board of Education Priorities - Draft








- All students in grades PK – 12 will demonstrate strong critical reading, writing, mathematics, and thinking skills.
- All students will attend school regularly and demonstrate appropriate behavior while engaged in school with enhanced monitoring, communication, and support from MPS staff.
- All members of the school community, particularly those from traditionally marginalized groups, will feel seen, heard, and valued AND empowered to work as partners to ensure students are successful (what should students know and be able to do? how are they doing? how can families help?)
- All staff members will feel heard, valued, supported, and empowered.
- All community members will understand and support the work of the Manchester Public Schools.

Board Priorities

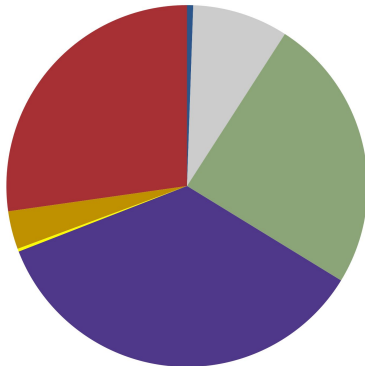
Board Priority	Data Point
All students in grades PK – 12 will demonstrate strong critical reading, writing, mathematics, and thinking skills	ELA DIBELS and IXL Math IXL On Track Rate - Grade 9
All students will attend school regularly and demonstrate appropriate behavior while engaged in school with enhanced monitoring, communication, and support from MPS staff.	Chronic Absence Data Student Discipline Data
All members of the school community, particularly those from traditionally marginalized groups, will feel seen, heard, and valued AND empowered to work as partners to ensure students are successful (what should students know and be able to do? how are they doing? how can families help?)	Board of Education Surveys Parent Conference Data
All staff members will feel heard, valued, supported, and empowered.	Board of Education Surveys
All community members will understand and support the work of the Manchester Public Schools	Publications and Views Facebook Posts and big shares

Demographic Information

	EL	SPED	F/R*	Male	Female	Gender Non-Conforming
PK-12 (6165)	573 / 9.29%	1165 / 18.90%	2855 / 46.31%	3195 / 51.82%	2965 / 48.09%	5 / 0.08%
K-12 (5923)	566 / 9.56%	1065 / 17.98%	2819 / 47.59%	3057 / 51.61%	2864 / 48.3%	5 / 0.08%

	American Indian or Alaskan Native	Asian	Black or African American	Hispanic/Latino	Native Hawaiian or Other Pacific Islander	Two or more races	White
PK-12 (6165)	34 / 0.55%	528 / 8.56%	1518 / 24.62%	2179 / 35.34%	16 / 0.26%	210 / 3.41%	1679 / 27.23%
K-12 (5923)	33 / 0.56%	499 / 8.42%	1452 / 24.51%	2096 / 35.39%	16 / 0.27%	188 / 3.17%	1639 / 27.67%
Chart Color							

PK-12
Race/
Ethnicity



Enrollments

Preschool Center	138
Bowers	303
Buckley	279
Highland	327
Keeney	313
Martin	218
Verplanck	456
Waddell	513

Bennet	848
Illing	790
MMA	25
MHS	1734
Bentley	53
MTC	23
MRA	69
New Horizons	21
Private	55

Board of Education Priority - Chronic Absence

% Chronically Absent 121 Days										
	Bowers	Buckley	Highland	Keeney	Verplanck	Waddell	Bennet	Illing	MHS	District
Female	19.5%	16.1%	12.0%	14.0%	22.5%	25.1%	17.7%	18.0%	25.6%	21.8%
Male	25.3%	17.2%	10.0%	11.5%	18.0%	18.2%	20.7%	20.7%	23.5%	21.6%
Asian	17.7%	20.0%	25.0%	0.0%	18.5%	22.5%	32.3%	21.3%	13.7%	19.6%
Black	20.3%	13.3%	8.1%	14.0%	13.9%	15.5%	13.4%	15.4%	20.8%	18.1%
Hispanic	25.5%	24.3%	20.2%	24.1%	23.1%	24.6%	26.2%	27.1%	32.4%	28.5%
White	17.9%	10.3%	1.1%	6.3%	23.0%	18.3%	10.9%	13.9%	19.5%	15.2%
F/R Meals	28.4%	26.1%	14.8%	20.5%	21.3%	26.9%	26.0%	26.6%	31.1%	27.8%
Not F/R Meals	13.0%	7.4%	7.2%	5.0%	16.7%	12.6%	9.3%	11.1%	16.7%	13.2%
Special Ed	31.9%	26.7%	3.1%	21.2%	20.5%	29.4%	26.2%	27.6%	36.3%	32.4%
Not Special Ed	20.2%	14.7%	12.1%	10.7%	20.2%	19.7%	17.7%	17.6%	22.5%	19.3%
ML	28.6%	28.6%	25.0%	23.1%	18.5%	14.1%	24.4%	17.2%	32.7%	25.4%
Not ML	21.7%	15.7%	10.1%	11.8%	20.5%	23.2%	18.7%	19.6%	23.8%	21.2%
Total	22.5%	16.7%	11.1%	12.6%	20.2%	21.4%	19.3%	19.4%	24.6%	21.7%

Board of Education Priority - Student Discipline

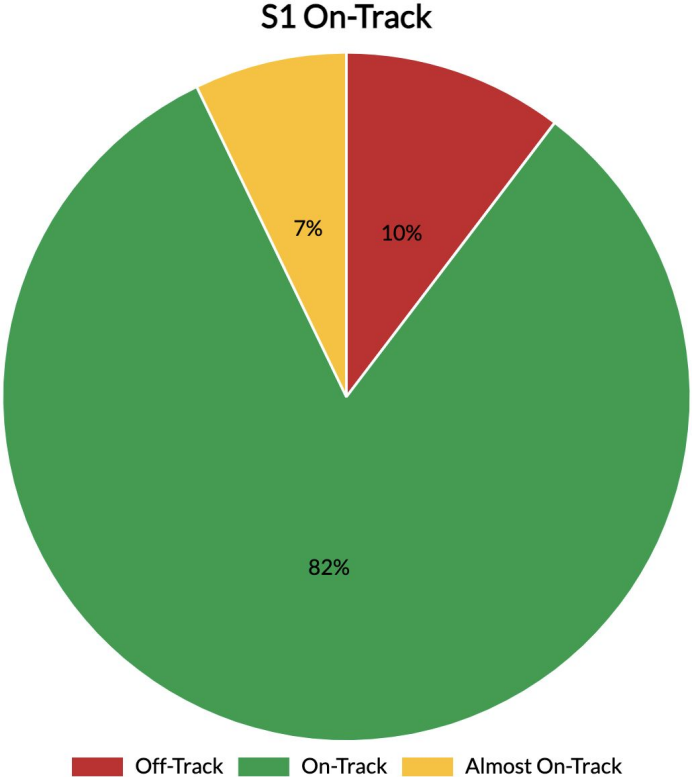
Number of Students with 1 or More ISS/OSS 5-12 by School and Grade											
	Population	Total	Grade 5	Grade 6	Grade 7	Grade 8	Grade 9	Grade 9*	Grade 10	Grade 11	Grade 12
Female	48.4%	41.3%	30.8%	20.0%	32.5%	37.5%	55.7%	36.4%	59.4%	53.2%	32.4%
Male	51.5%	58.5%	69.2%	80.0%	67.5%	62.5%	42.6%	63.6%	40.6%	46.8%	67.6%
Asian	8.2%	0.6%	0.0%	0.0%	1.3%	1.3%	0.0%	0.0%	1.4%	0.0%	0.0%
Black	24.4%	35.3%	30.8%	44.4%	40.0%	30.0%	39.3%	18.2%	33.3%	34.0%	37.8%
Hispanic	37.0%	46.5%	50.0%	44.4%	38.8%	50.0%	44.3%	63.6%	49.3%	51.1%	37.8%
White	25.9%	13.1%	15.4%	8.9%	16.3%	13.8%	11.5%	13.6%	8.7%	12.8%	18.9%
Special Ed	18.1%	38.5%	42.3%	40.0%	27.5%	43.8%	41.0%	40.9%	34.8%	38.3%	48.6%
Not Special Ed	81.9%	61.5%	57.7%	60.0%	72.5%	56.3%	59.0%	59.1%	65.2%	61.7%	51.4%
EL	9.5%	8.8%	3.8%	6.7%	7.5%	16.3%	4.9%	18.2%	5.8%	12.8%	2.7%
Not EL	90.5%	91.2%	96.2%	93.3%	92.5%	83.8%	95.1%	81.8%	94.2%	87.2%	97.3%

Total Number of Students Grades 5 - 12 with 1 or more ISS/OSS: 467; Finished 23-24 with 653 unique students
 Percent of Students in Grades 5 - 12 with 1 or more ISS/OSS: 271/3509 = 13.3%

Notes - Chronic Absence and Student Discipline

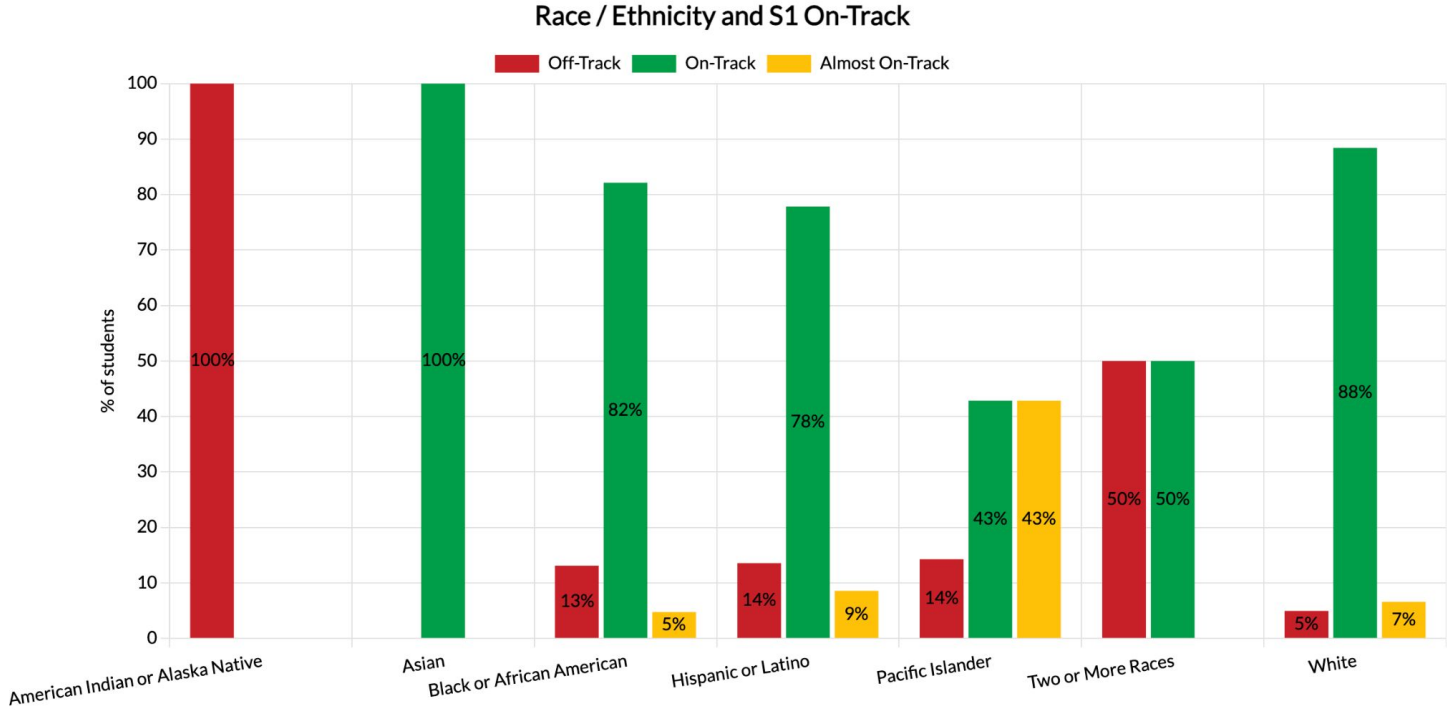
- 2024-25 Chronic Absence ticked down to 22.5% after 120 days (down from 22.9% after 100 days)
- Attendance Summit Planned for April to review students on the cusp
- Overall, disproportionality of suspensions continues to improve
- Positive Behavior Support home bases added at Bennet added this year (3.0 FTE)
- Bennet down from 84 individual students with 1 or more ISS/OSS to 62 (compared to same time last year)
- Plan to add positive behavior support home bases at Illing next year (2.0 FTE)
- Planning group working on transition of students with disabilities from Grade 4 to Grade 5 and Grade 6 to Grade 7
- CHR Counseling and School Based Health Center (Illing) providing support for students K - 12

Board of Education Priority - On Track



Students are considered on track if they are projected to earn the six credits required to be a sophomore.

Board of Education Priority - On Track



Notes - On Track for Grade 10

- Jump Start programming during the summer before 9th grade to prepare students for MHS
- 2 Freshmen On Track Coordinators partially funded by RISE Network and employed by the district to support students in Grade 9
- Freshman Seminar semester long course for all 9th grade students to orient them to MHS and help with future planning
- 9th Grade Teams meet 2X per week to monitor student progress
- After school and Saturday catch up programs in multiple content areas running in grade 9
- MHS will be an innovation school for 2025-26

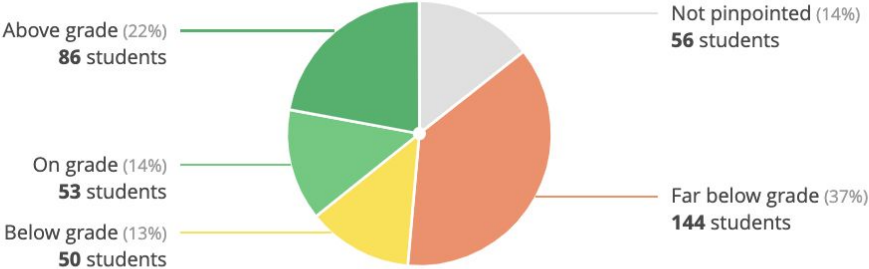
Board of Education Priority - Reading Grade 7

Illinois ELA Winter Snapshot (Nov 18, 2024 - Nov 25, 2024)

ELA | Grade 7 | 1 school

Levels National norms ?

Diagnostic levels

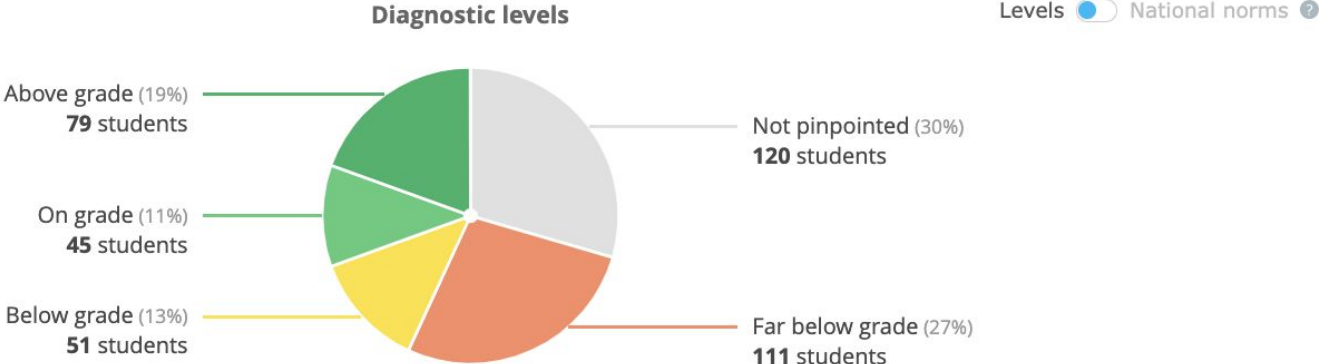


Group by Grade + Apply changes



- Above grade ?
- On grade
- Below grade
- Far below grade
- Not pinpointed

Board of Education Priority - Reading Grade 7



Group by Grade + Apply changes



- Above grade ?
- On grade
- Below grade
- Far below grade
- Not pinpointed

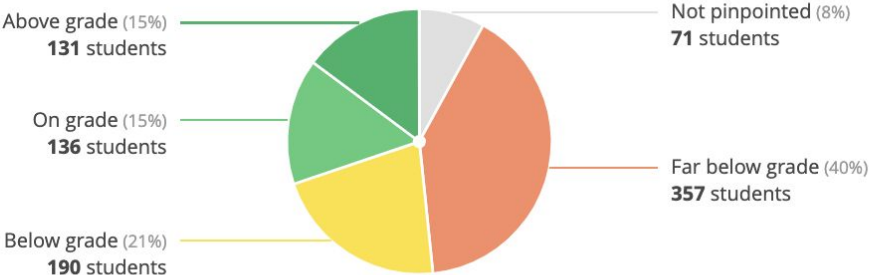
Board of Education Priority - Reading Grades 5 and 6

Bennet ELA Winter Snapshot 24 (Nov 18, 2024 - Nov 25, 2024)

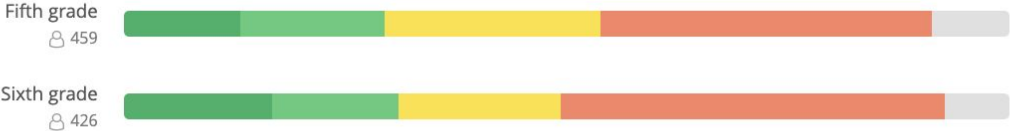
ELA | Grades 5 - 6 | 1 school

Levels National norms ?

Diagnostic levels



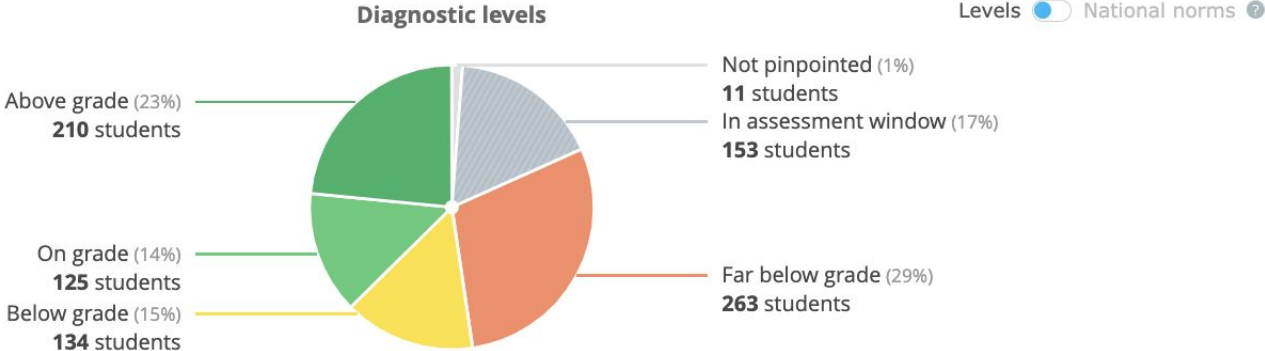
Group by Grade + Apply changes



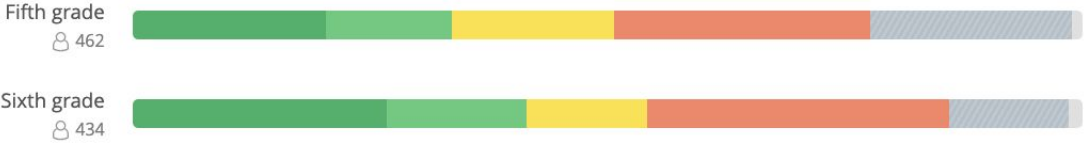
Legend:

- Above grade
- On grade
- Below grade
- Far below grade
- Not pinpointed

Board of Education Priority - Reading Grades 5 and 6



Group by Grade + Apply changes



- Above grade ?
- On grade
- Below grade
- Far below grade
- In assessment window
- Not pinpointed

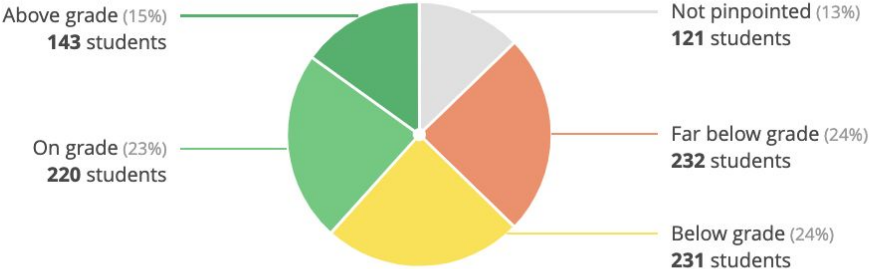
Board of Education Priority - Reading Grades 3 and 4

ELA Elementary Jan Snapshot (Jan 20, 2025 - Jan 31, 2025)

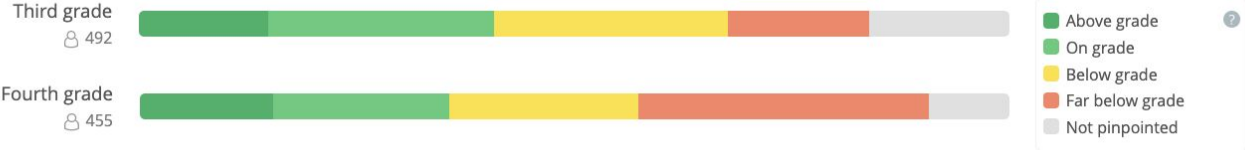
ELA | Grades 3 - 4 | 6 schools

Levels National norms ?

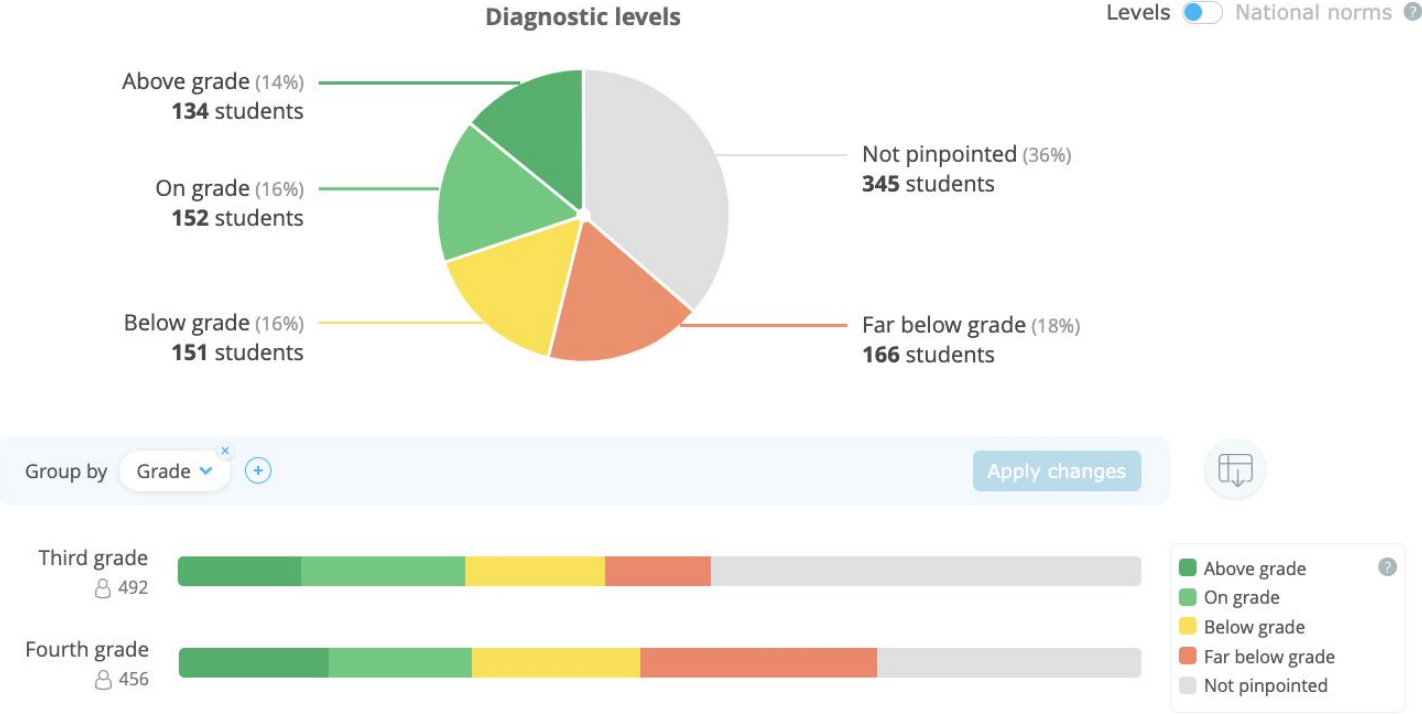
Diagnostic levels



Group by Grade + Apply changes



Board of Education Priority - Reading Grades 3 and 4



Notes - Reading

- IXL in Year 1 of implementation in Grades 3 - 7; used as a benchmark
- ARC implementation in Year 1 in Grades 1 and 2
- EL (Expeditionary Learning) curriculum implementation in Grades 5 - 8
- Utilize DIBELS data to reevaluate existing reading support and consider new reading intervention models
- DIBELS pilot underway at Bennet - 6 week cycles to support reading fluency
- Strategic Adolescent Reading Intervention (STARI) under consideration for 2025-26

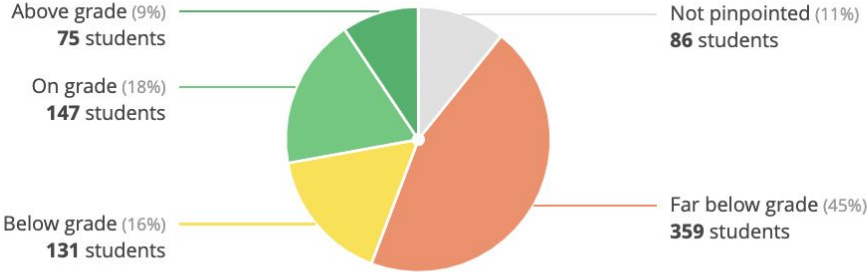
Board of Education Priority - Math Grades 7 and 8

Winter 5-8 Snapshot 2025 (Jan 2, 2025 - Jan 15, 2025)

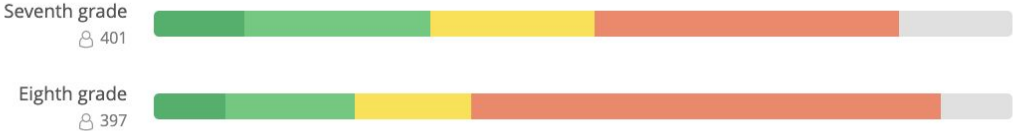
Math | Grades 5 - 8 | 3 schools

Levels National norms ?

Diagnostic levels



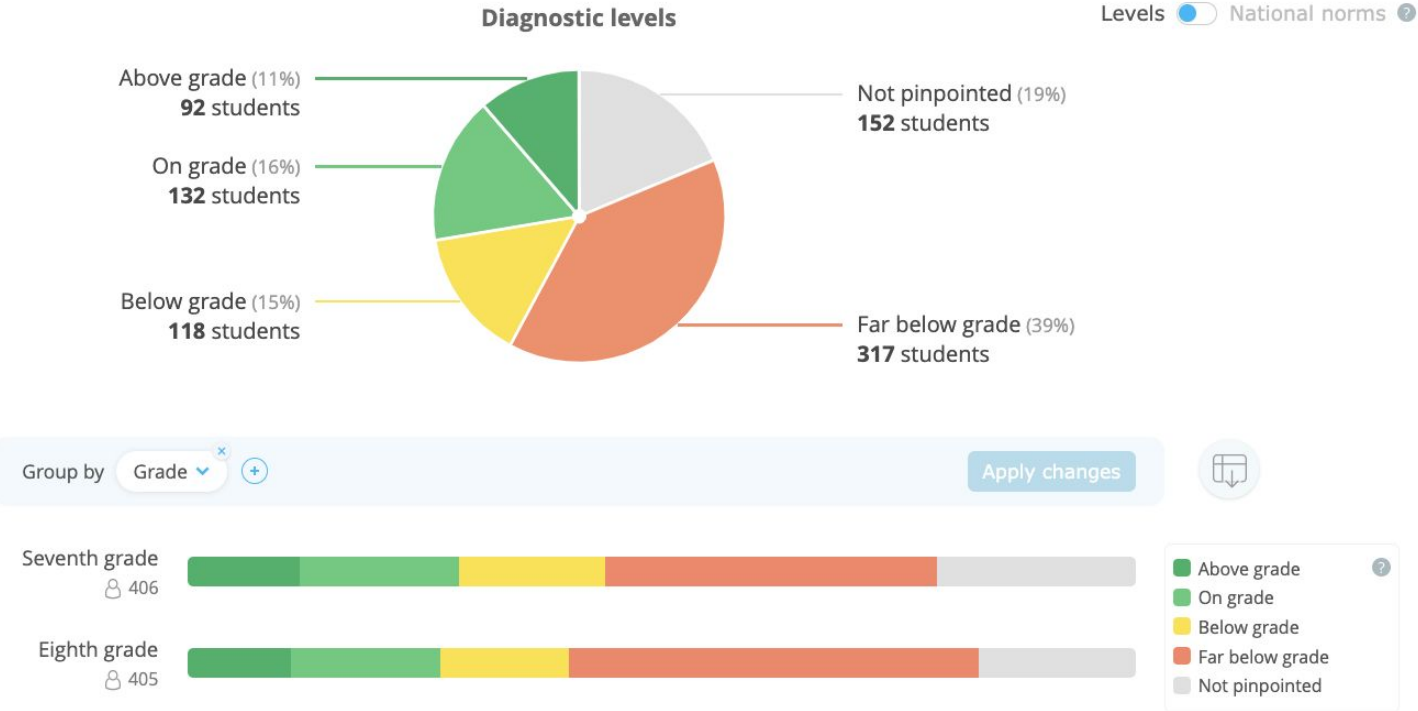
Group by Grade + Apply changes



Legend:

- Above grade
- On grade
- Below grade
- Far below grade
- Not pinpointed

Board of Education Priority - Math Grades 7 and 8



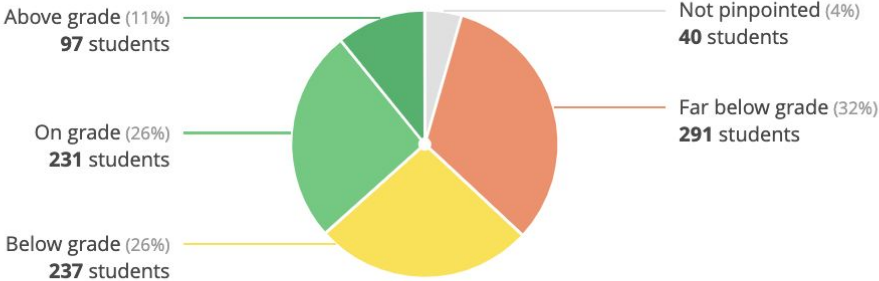
Board of Education Priority - Math Grades 5 and 8

Winter 5-8 Snapshot 2025 (Jan 2, 2025 - Jan 15, 2025)

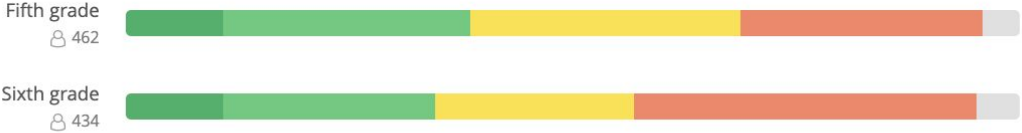
Math | Grades 5 - 8 | 3 schools

Levels National norms ?

Diagnostic levels



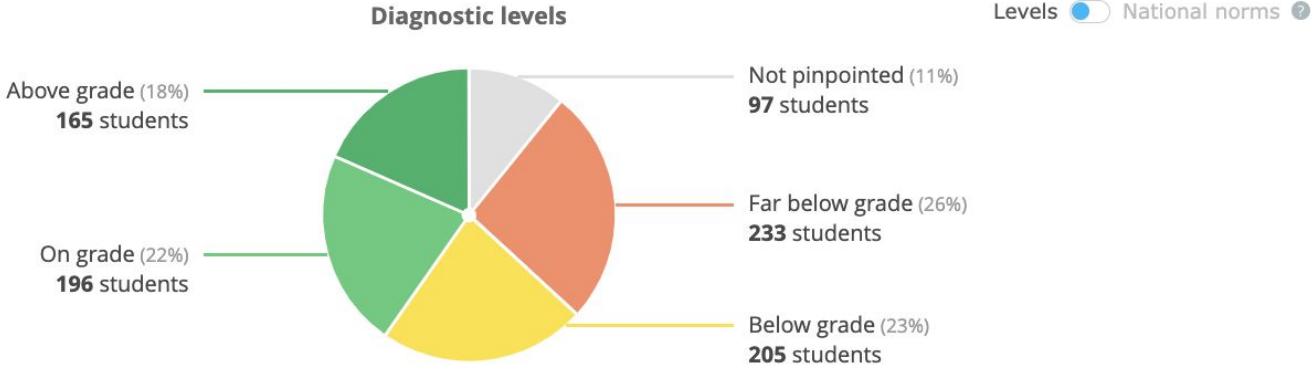
Group by Grade + Apply changes



Legend:

- Above grade
- On grade
- Below grade
- Far below grade
- Not pinpointed

Board of Education Priority - Math Grades 5 and 6



Group by Grade + Apply changes

Fifth grade 462
Sixth grade 434



- Above grade ?
- On grade
- Below grade
- Far below grade
- Not pinpointed

Board of Education Priority - Math Grades 2, 3 and 4

Grades 2-4 January Math Snapshot (Jan 2, 2025 - Jan 13, 2025)

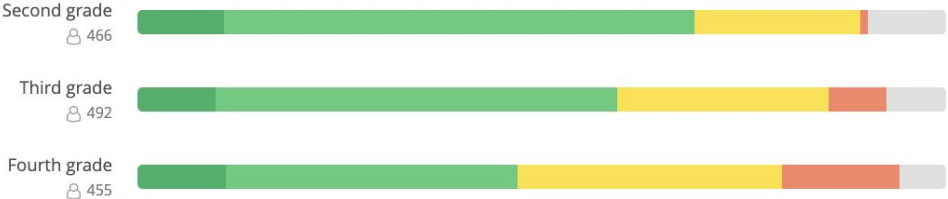
Math | Grades 2 - 4 | 6 schools

Levels National norms

Diagnostic levels



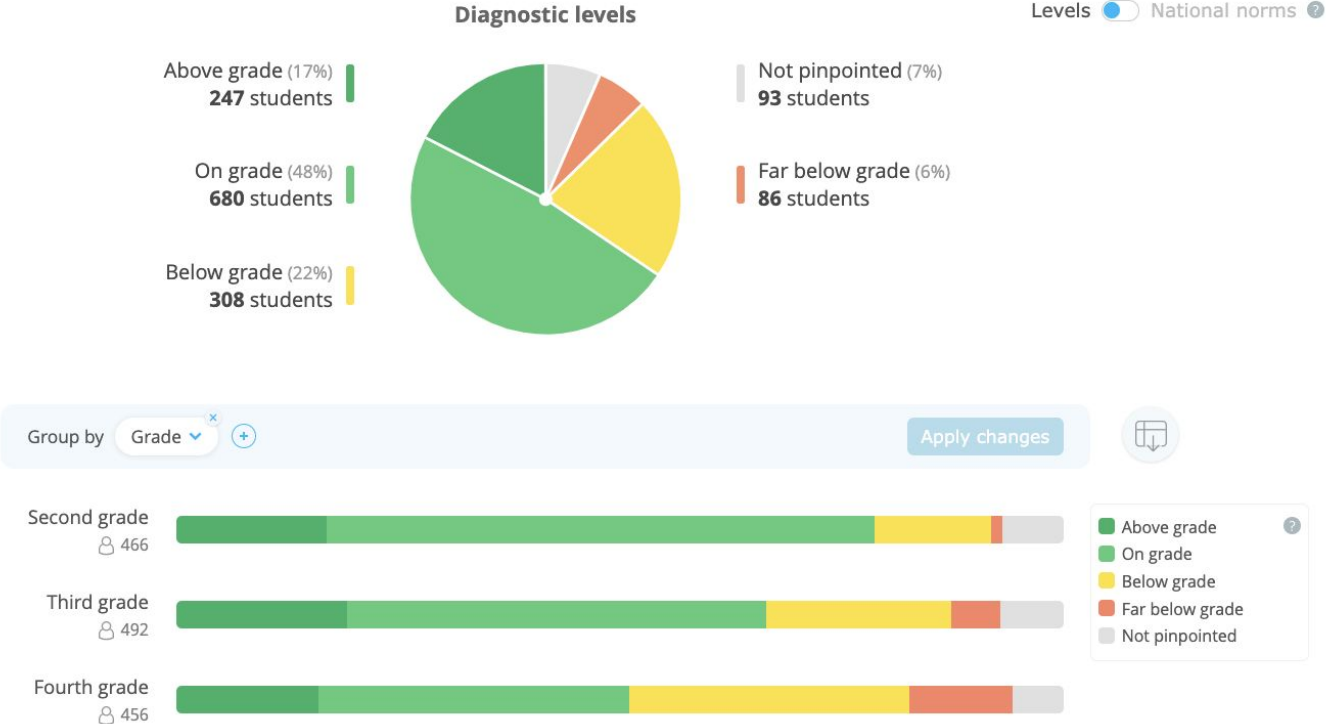
Group by Grade



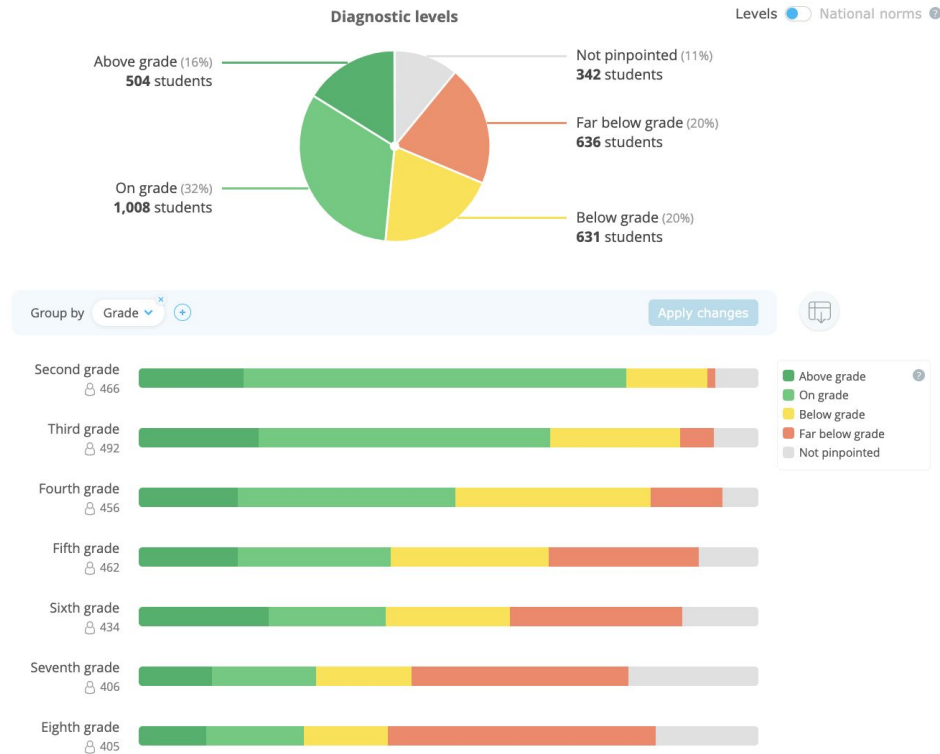
Legend:

- Above grade
- On grade
- Below grade
- Far below grade
- Not pinpointed

Board of Education Priority - Math Grades 2, 3 and 4



Board of Education Priority - IXL Math Grades 2 - 8

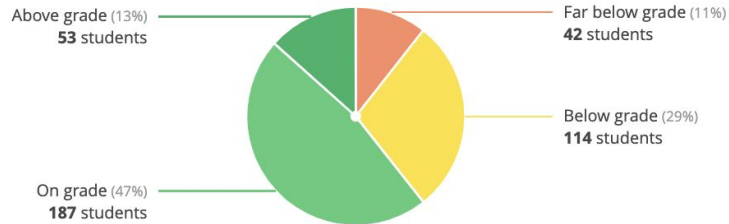


Board of Education Priority - IXL Math Grade 3 Comparison

Elementary Spring Snapshot (Jun 3, 2024 - Jun 17, 2024)

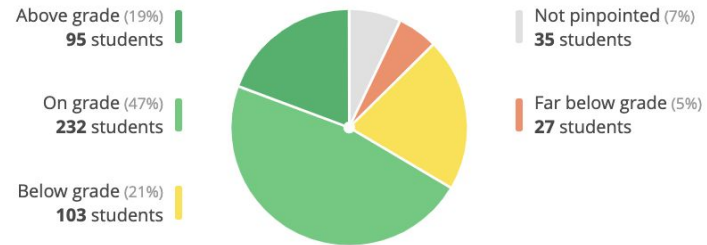
Levels 

Diagnostic levels



Diagnostic levels

Levels



Notes - Math

- Building Thinking Classrooms in Mathematics - Vertical Surface Work continues at all schools
- IXL - Year 3 implementation underway with teachers in grades 2 - 8 becoming more comfortable with utilization
- % of students at or above grade level growing between benchmarks - has reached 48% of students at or above grade level and 68% of students within one grade level of grade level as of today
- Push in support to boost confidence and skills has happened at Keeney and Verplanck
- Preparing for SB Math Assessment over the next 6 weeks with aligned skill plans
- Reflex Fact Fluency pilot underway in grades 3 and 4

QUESTIONS