

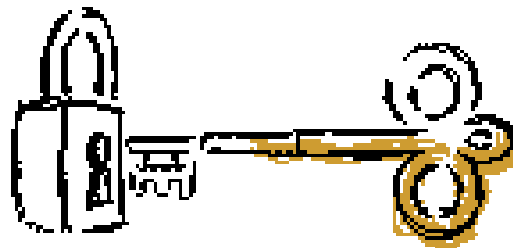
Welcome to Financial Aid 2026-2027

Presenter: Stan Werne
Vincennes University
Financial Aid Counselor
and Member of
Indiana Student Financial Aid Association




Your key to federal & state
financial aid:
FAFSA

Free Application for
Federal Student Aid
Became available Sept. 24.



Why Free Application for Federal Student Aid (FAFSA) is key:

- Required for HS graduation in Indiana (with opt-outs possible).
- Student & parent information is used to calculate the **Student Aid Index(SAI)**, which determines the official financial need related to financial aid.



Financial Aid Need Calculation

U.S. Department of Education
Definition of Financial Aid Need

Cost of Attendance (COA)

Varies from school to school

Minus

Student Aid Index (SAI)

Same for all schools--result of your FAFSA

Minus

Scholarships & other resources

Equals

Financial Aid Need



Part of Financial Need Calculation

Cost of Attendance (VU 2025-2026)


Direct costs = what appears on the bill

- Tuition & fees (\$7126 - 30 credits/year)
- On-campus housing & food (\$13,500 avg.)
- Program expenses (vary by major)

Indirect costs = other expenses

- (At-home "housing & food" (\$3048))
- Books & supplies (\$1366)
- Transportation (\$2512)
- Personal expenses (\$1400)
- Loan fees (\$64)

Total: \$25,968/\$15,516



Sample Aid Package #1

Suppose student lives on campus:

Full COA	\$25,968	Direct cost = \$20,626
SAI	<u>- 0</u>	<u>- 0</u>
	\$25,968	\$20,626
Pell grant (2526)	<u>- 7,395</u>	<u>- 7,395</u>
	\$18,573	\$13,231
O'Bannon grant	<u>- 3,850</u>	<u>- 3,850</u>
	\$14,723	\$ 9,381
Subsidized loan	<u>- 3,464</u>	<u>- 3,464</u>
	\$11,259	\$ 5,917
Unsubsidized	<u>- 1,980</u>	<u>- 1,980</u>
	\$ 9,279	\$ 3,937

(Student loan interest rate 2025-26 = 6.39%)

[Jump to first page](#)



Sample Aid Package #2

Suppose SAI = 7,000

Full COA	\$25,968	Direct cost =	\$20,626
Subsidized loan	<u>- 3,464</u>		<u>- 3,464</u>
	\$22,504		\$17,162
Unsubsidized	<u>- 1,980</u>		<u>- 1,980</u>
	\$20,524		\$15,182

Many schools offer federal parent PLUS loans.

2526 Interest rate = 8.94%; processing fee = 4.228%

(Denial of PLUS app = up to \$4000 in unsubsidized student loan)

Consider co-signing a student non-federal alternative loan.

- Shop at INvestED Marketplace or FASTChoice.
- Most non-federal lenders do not have processing fee.



studentaid.gov

- 2026-27 FAFSA on the Web became available Sept. 24, 2025.
- Uses 2024 income & tax info.
- State Grant deadline: **April 15, 2026**

2025-26 FAFSA still available until June 30, 2026 for current school year.

Uses 2023 income & tax info.

Best to use the Chrome browser



studentaid.gov

Step 1: Create studentaid.gov account (FSA ID)

Do this now or as you start the FAFSA.



On July 4, 2025, the president signed the *One Big Beautiful Bill Act* into law, making changes to some federal student aid programs. [informed about the big updates from the new law](#) and any actions you may need to take.

[English / Español](#)

An official website of the United States government.

[Help Center](#)

[FAFSA](#)

FederalStudentAid
AN OFFICE OF THE U.S. DEPARTMENT OF EDUCATION

[FAFSA® Form](#) ▾

[Grants and Loans](#) ▾

[Loan Repayment](#) ▾

[Loan Forgiveness](#) ▾



[Log In / Create Account](#)

Manage and Repay Your Federal Student Loans

[Get Repayment Tips](#)

[View Your Loans](#)

POPULAR TOPICS

[Use Loan Simulator To Compare Repayment Plans >](#)

[Find Your Student Loan Servicer >](#)

[Apply for a Direct Consolidation Loan >](#)

[Apply for an Income-Driven Repayment Plan >](#)

[Fill Out a FAFSA® Form >](#)

Considering School

I'm thinking about going to college or a career school.

In School

I'm in the process of earning a degree or certificate.

Parent

I want to help my child pay for college.

In Repayment

I have loans I need to repay.

[Jump to first page](#)



studentaid.gov account (FSA ID)

- ❑ Student & at least 1 parent each need one.
- ❑ Each requires a unique email.
 - Students should NOT use high school email.
- ❑ Social security number (SSN) is a data point.
 - Parents without SSN will be asked credit bureau questions.
 - Do NOT enter ITIN.
- ❑ Username is not case sensitive
- ❑ Password IS case sensitive.
 - Cannot include your name, SSN, date of birth.
- ❑ Verify your email address and mobile phone #.
Record back-up code.



Click on a “FAFSA Form” link

Because of legislation passed by Congress, the student loan payment pause is ending. Interest resumed on Sept. 1, and payments are due beginning in October. Borrowers may be able to lower their payments, even to \$0, by enrolling in the new [SAVE Plan](#). Learn how the Biden-Harris [Administration is supporting borrowers](#).

An official website of the United States government. Help Center Submit a Complaint English | Español

Federal Student Aid AN OFFICE OF THE U.S. DEPARTMENT OF EDUCATION FAFSA® Form ▾ Loans and Grants ▾ Loan Repayment ▾ Loan Forgiveness ▾

Dashboard

My Aid

You currently don't have any federal loans or grants.

Quick Links

- [FAFSA® Form](#)
- [Master Promissory Note \(MPN\)](#)
- [Annual Student Loan Acknowledgment](#)
- [Entrance Counseling](#)
- [Learn About the Student Aid Report \(SAR\)](#)
- [PLUS Loan for Parents and Graduate Students](#)

My Activity [View All Activity >](#)

Checklists

My Info

- [My Aid](#)
- [My Documents](#)
- [Settings](#)



“Start New Form”

The screenshot shows the Federal Student Aid website interface. At the top, the logo 'Federal Student Aid' is on the left, and navigation links for 'FAFSA® Form', 'Grants and Loans', 'Loan Repayment', and 'Loan Forgiveness' are in the center. On the right, there are icons for a notification bell, a user profile, 'BILL', and a search icon. Below the navigation is a main heading 'Get Money To Help Pay for School' with a subtext explaining the FAFSA form. A large graphic on the right features the text 'FAFSA® form' with illustrations of students. A central panel contains three options: 'Start a 2026-27 FAFSA® Form' with a blue 'Start New Form' button, 'Edit a 2026-27 FAFSA® Form' with an 'Edit Existing Forms' button, and 'Accept an Invitation for a 2026-27 FAFSA® Form' with an 'Accept an Invitation' button. A black arrow points from the yellow box above to the 'Start New Form' button. At the bottom left, there is a section for 'Need the 2025-26 FAFSA Form?' with links for 'Start New Form' and 'Edit Existing Forms or Accept an Invitation'.

Federal Student Aid
AN OFFICE OF THE U.S. DEPARTMENT OF EDUCATION

FAFSA® Form ▾ Grants and Loans ▾ Loan Repayment ▾ Loan Forgiveness ▾

🔔 👤 BILL ▾ 🔍

Get Money To Help Pay for School

Use the *Free Application for Federal Student Aid* (FAFSA®) form to apply for financial aid for college, career school, or graduate school.

Start a 2026-27 FAFSA® Form
[Start New Form](#)

Edit a 2026-27 FAFSA® Form
[Edit Existing Forms](#)

Accept an Invitation for a 2026-27 FAFSA® Form
[Accept an Invitation](#)

Need the 2025-26 FAFSA Form?
[Start New Form](#) | [Edit Existing Forms or Accept an Invitation](#)



Welcome, Alex,
to the FAFSA[®] Form

I am starting the FAFSA form as a

Student



Parent



Did you receive an invitation code?

[Enter Code](#)

[Previous](#)

[Continue](#)

- Each person who provides data to the FAFSA is a “contributor” of information. Each must provide consent.
- Student or parent can enter information for the other person, but NOT recommended due to consent requirement.





We're securely importing your information.

Do not leave this page while your information is being imported into your application.



Loading...

After consent is given, this screen appears. Pay attention.
Do not leave this page until import is complete.



We're securely importing your information.



Sorry, data could not be retrieved. Select "Continue" to proceed.

We were unable to retrieve your financial information from the IRS, so you'll need to enter it yourself in the Finances section.

Previous

Continue

If you didn't file a 2024 tax return or 2024 filing status is different than FAFSA marital status, click "Continue" and manually fill in information.

DO NOT manually enter data unless asked!



Student's Personal Circumstances

Answer of “No” to all = “Dependent” student and other contributors of information are needed.

- Married? (Pulled from earlier question)
- Grad/professional school 2026-27? (Ditto)
- Veteran/active duty?
- Supports children or other dependents?
- Orphan, ward of the court, or foster care?
- Emancipated minor?
- Legal guardianship?
- Officially unaccompanied or homeless youth?



Student's Unusual Circumstances

- Do unusual circumstances prevent contacting parent(s) or does contacting parent(s) pose a risk to the student?

“Yes” to this question = Student is provisionally “independent.” Colleges will notify student of their process for confirmation.



FAFSA Parent(s) aka “Contributor(s)”



Are biological or adoptive parents married to each other?

NO

YES

Do your parents file a joint tax return?

YES

One parent (1) required to submit both parents' info

NO

Each parent (2) required to submit their own info



Do your parents live together?

YES

Include both on FAFSA

Each parent (2) required to submit their own info



Parent who provided more financial support the past 12 months belongs on FAFSA.

Is this parent remarried?

YES

Each parent (2) required to submit own info unless MFJ in 2024

NO

This parent (1) required to submit only their own info



Student invites parent contributor of information

Invitation process simplified!

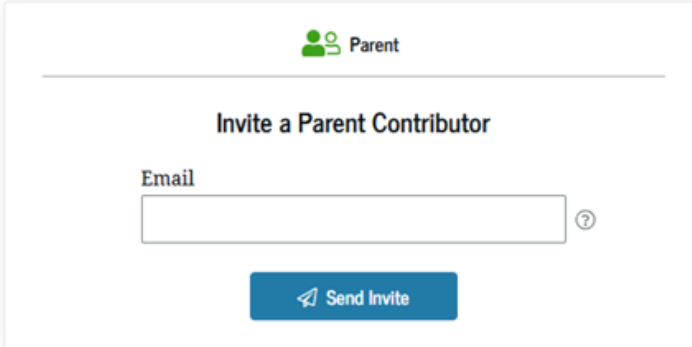
- ◆ Student simply enters an email account for parent contributor.
- ◆ Only needs to invite one contributor.
- ◆ Email does NOT have to match the contributor's FSA ID information.

Invite Your Parent to This FAFSA® Form

To determine your student aid eligibility, we need more information on your household financial situation. You'll need to invite a contributor to provide this information.

As a dependent student, you need to invite a legal parent as a contributor. You only need to invite one parent. We may ask them to invite their spouse or partner.

[Who counts as a parent on the FAFSA form?](#)




The screenshot shows a web form titled "Invite a Parent Contributor". At the top, there is a green icon of two people and the word "Parent". Below this, the title "Invite a Parent Contributor" is centered. Underneath the title is a label "Email" followed by a text input field. To the right of the input field is a small question mark icon. Below the input field is a blue button with a white envelope icon and the text "Send Invite".

Parent Status Screen

Contributor receives invite email

- ◆ Accept invitation
- ◆ Log in using FSA ID
- ◆ Enter invitation code
- ◆ Confirm agreement to share information on student's FAFSA

Complete Your Section of Alex's FAFSA® Form



Hello,

Alex T. started their 2026–27 Free Application for Federal Student Aid (FAFSA®) form and needs your input as a contributor. Alex won't be eligible for federal student aid without your help.

[Accept Invitation](#)

You will need to log in to StudentAid.gov to accept the invitation. If you log in without selecting the "Accept Invitation" button, you will need to go to the "FAFSA® Form" menu at the top of the page, select "Accept Contributor Invite," and provide this code.

7X6XHXF

If this invitation was sent to you by mistake, [decline the invitation.](#)

1 Why You Were Invited

We need some information from you to determine what aid Alex is eligible for. Without your input, they won't be eligible for federal student aid.

Being a contributor doesn't make you responsible for Alex's education costs.

The FAFSA® form is often used to determine a student's eligibility for state and school financial aid in addition to federal financial aid.

We recommend finishing early in case states or schools have earlier

Accept 2026-27 FAFSA Invitation

Enter the code from the student who invited you to join their FAFSA form.

Invitation Code

[Submit](#)

By Accepting This Invitation to Alex T's FAFSA Form You Agree To Share Your Information

We will need to use some personal information we already have on file about you in order to fill out the necessary steps in this FAFSA® form.

[Decline](#)

[Accept](#)

Parent Information

- Current marital status
- State of legal residence
- 2024 income and tax via FADDX or manually
 - Receive certain federal benefits?
 - Family size correct on 2024 tax return?
 - Assets = Cash, savings, checking.
Investments. Child support received.

(Not retirement accounts or value of family home.)

(Not net worth of family-owned business with 100 or fewer full-time equivalent employees.)

(Not net worth of farm on which family resides.)



Parent Last Steps

- If your answers require information from another contributor, send an invitation to that person. Then you sign & submit.
 - That person accepts invitation, etc., then signs & submits.
- If you are the only required contributor, then you simply sign & submit the FAFSA.
- In any case when the last person to contribute info signs and submits, the FAFSA is finished.



FAFSA is complete!

The screenshot shows the FAFSA completion confirmation page. At the top left, it says "FAFSA FORM 2026-27" and "Parent of Alex Tran". At the top right, there are links for "Exit" and "FAFSA Menu". The main heading reads "Congratulations, the FAFSA Form Is Complete!". Below this, the student's name "Alex Tran" is displayed. The completion date is "07/17/2025". The Estimated Student Aid Index (SAI) is "123456789". Under the heading "What Happens Next", there are two items: "Email Sent" (Confirm that the student received an email version of this page.) and "The Student Can Track the Status of Their Form". At the bottom, a message states: "In 1 – 3 days, the student's FAFSA form will be processed and available to their schools." A black arrow points from the SAI value to the text below.

Check that Estimated Student Aid Index is not blank. If it is, something may have gone wrong.

Read FAFSA comments or contact financial aid office.



FAFSA filed. Then what?

One of three results at college's end:

- SAI without verification
 - **OR**
- FAFSA reject/no SAI: major error
 - **OR**
- FAFSA processing system identifies student for verification.
 - Submit documentation as required by school.



But my tax return is misleading because.... What can I do?

- Ask at school to request consideration of special circumstances.
- Submit verification and other supporting documentation as requested.
- Financial aid officers can make professional judgments.
- Maybe grant or subsidized loan eligibility can result.



Other Sources of Aid

1. Check in.gov/che for special state aid
 - Child of deceased/disabled veterans/public service officers
 - Grants & scholarships for education majors
 - National Guard tuition remission
2. Check your [community foundation website](#).
3. Check if parent/student [employers](#) offer scholarships.



Other Sources of Aid – cont.

4. Register on a free search site like fastweb.com.
 - Consider setting up a separate scholarship email.
5. Google websites associated with your major.
 - National retail stores
 - Professional associations
6. Private education loan with parent co-signer.

Research: INvestED Marketplace



Help is available

- Don't pay a fee to file the **Free** Application for Federal Student Aid.
- Contact any financial aid office for questions.

College Goal Sunday:

Feb. ?, 2026

VU or VUJ, 2:00-4:00

(Fall GGS was held on Nov. 9, 2025.)



Good Luck!





Contact information for questions:

Do not worry about where your student is going to go to college. I'll help in whatever way I can.

Stan Werne

Office: 812-888-6999

Leave message with your name & number if I can't pick up.

Email: swerne@vinu.edu

Working out of VUJasper office.

