

# 2024-2025 Results

## NYS Grades 3-8 Assessment Data

ELA, Math, and Science

**Presented by**  
Heather Clayton  
BOE Presentation

**Assembled by**  
Pittsford Data Team



---

# Pittsford Schools

---



# Data Processes

## State

- Scores received from NYSED site in August

## Administrators

- Building aggregate data reviewed
- Individual student data reviewed

## Standards Leaders and Teachers

- Aggregate data reviewed for program implications
- Individual student data reviewed for instructional implications

# 2025 Total Aggregate Results

Percent of PCSD students meeting or exceeding standards:

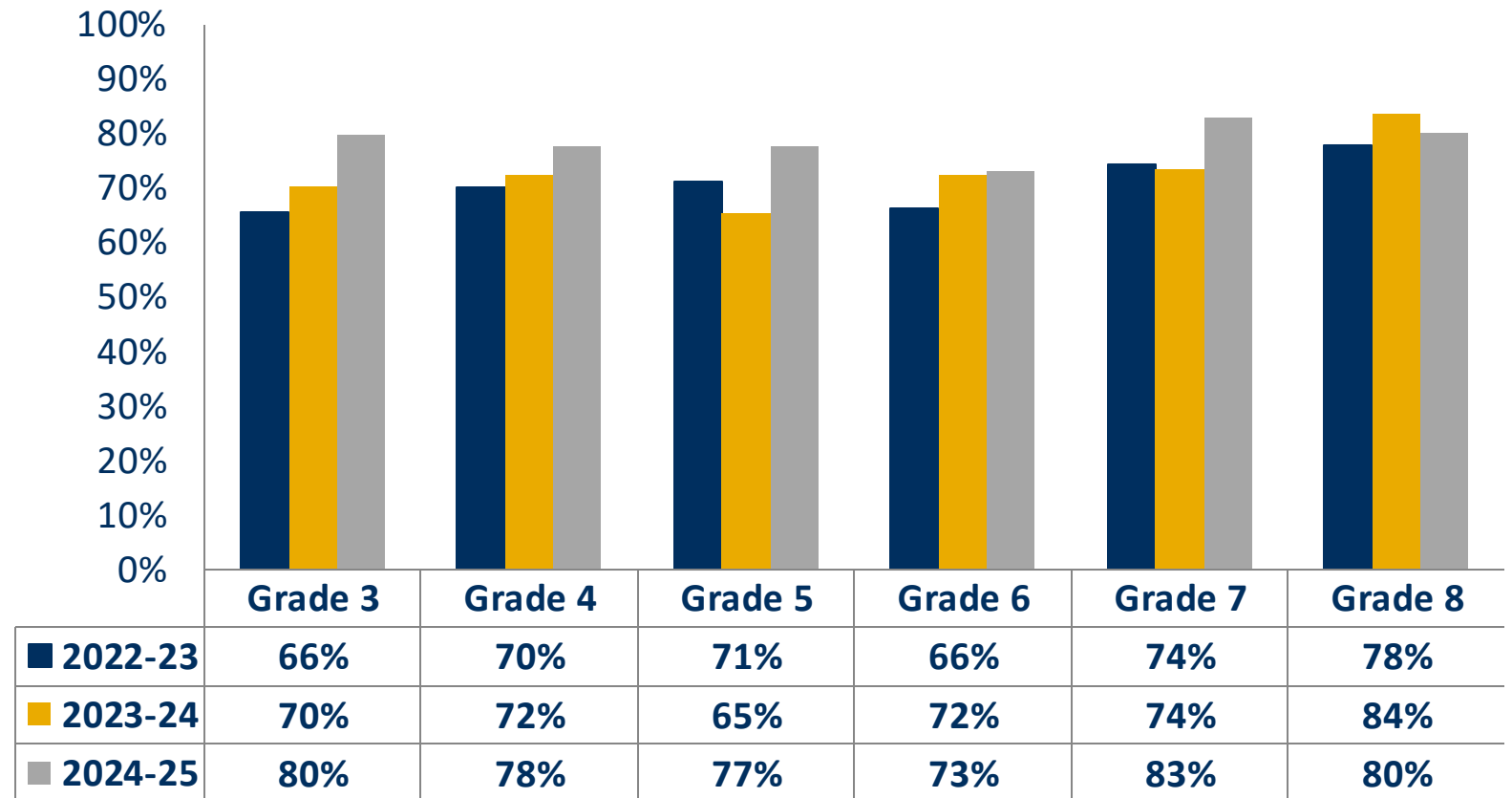
**78%** on the ELA 3-8 assessment

**82%** on the MATH 3-8 assessment

**68%** on the Science 5 assessment

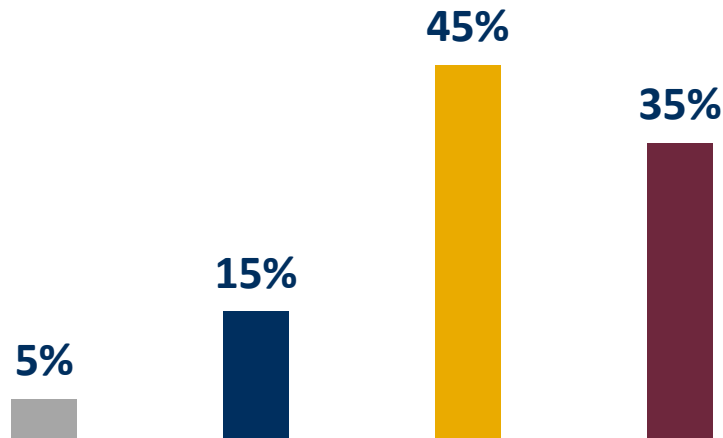
**79%** on the Science 8 assessment

# ELA Grades 3-8 Proficiency Comparison 2022-2025

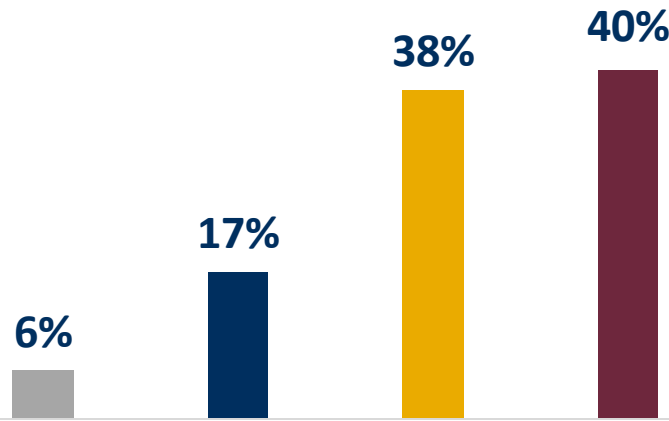


# Levels of Performance for 2025

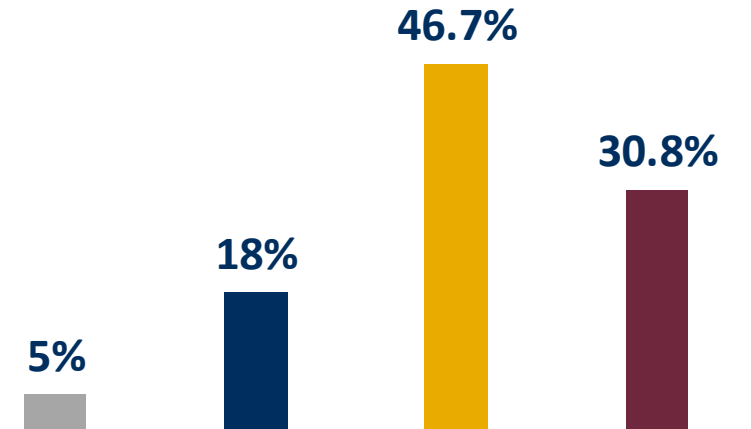
### Grade 3 ELA



### Grade 4 ELA



### Grade 5 ELA



Level 1    Level 2    Level 3    Level 4    Level 1    Level 2    Level 3    Level 4    Level 1    Level 2    Level 3    Level 4

3-8 Assessments are scored at a Level 1, Level 2, Level 3, or Level 4.

- Level 1 – below proficient in standards
- Level 2 – partially proficient in standards
- Level 3 – proficient in standards
- Level 4 – excel in standards

# Levels of Performance for 2025

## Grade 6 ELA

41.8%

9%

18%

31.5%

## Grade 7 ELA

3%

14%

34%

49%

## Grade 8 ELA

3%

17%

38%

42%

Level 1    Level 2    Level 3    Level 4    Level 1    Level 2    Level 3    Level 4    Level 1    Level 2    Level 3    Level 4

3-8 Assessments are scored at a Level 1, Level 2, Level 3, or Level 4.

Level 1 – below proficient in standards

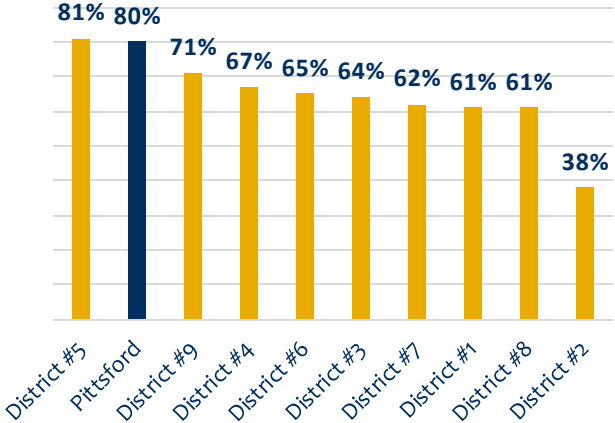
Level 2 – partially proficient in standards

Level 3 – proficient in standards

Level 4 – excel in standards

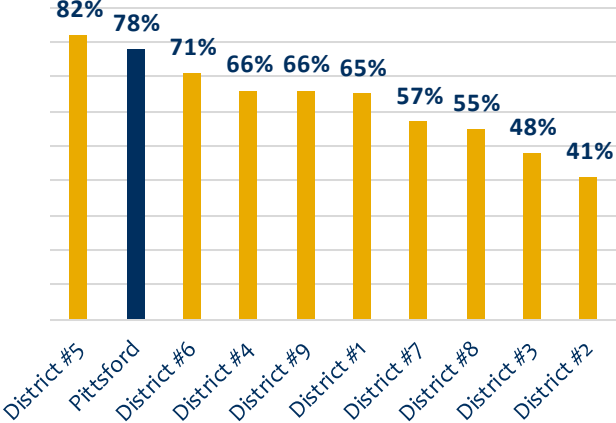
# 2025 Monroe County ELA Percent Proficiency Results Grades 3-5

### ELA 3



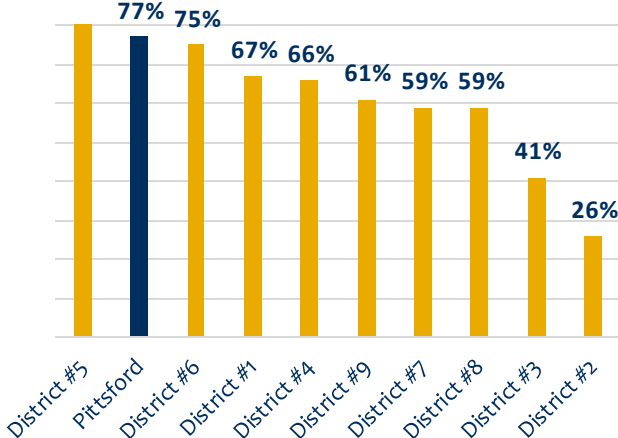
District	ELA 3
District #5	81%
Pittsford	80%
District #9	71%
District #4	67%
District #6	65%
District #3	64%
District #7	62%
District #1	61%
District #8	61%
District #2	38%

### ELA 4



District	ELA 4
District #5	82%
Pittsford	78%
District #6	71%
District #4	66%
District #9	66%
District #1	65%
District #7	57%
District #8	55%
District #3	48%
District #2	41%

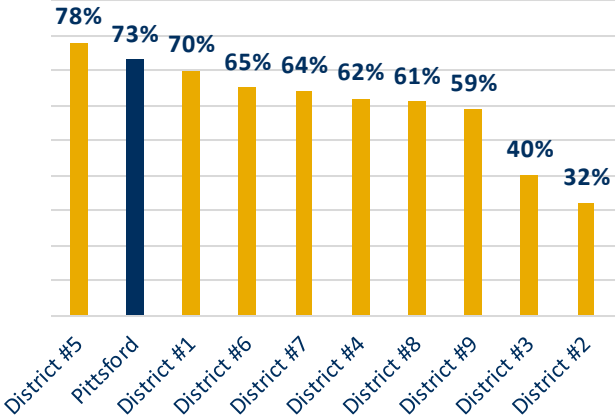
### ELA 5



District	ELA 5
District #5	83%
Pittsford	77%
District #6	75%
District #1	67%
District #4	66%
District #9	61%
District #7	59%
District #8	59%
District #3	41%
District #2	26%

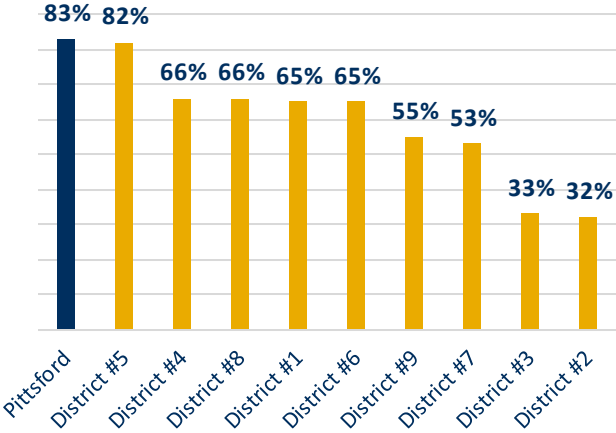
# 2025 Monroe County ELA Percent Proficiency Results Grades 6-8

ELA 6



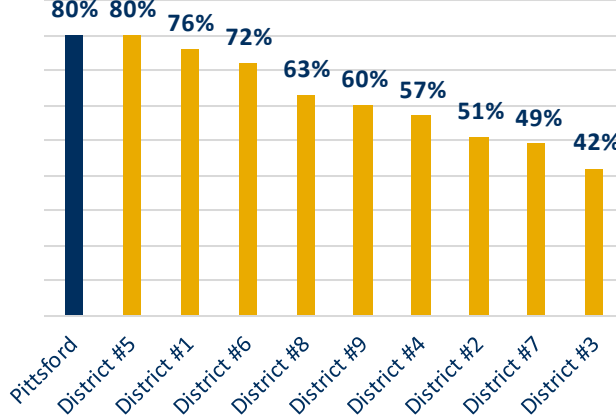
District	ELA 6
District #5	78%
Pittsford	73%
District #1	70%
District #6	65%
District #7	64%
District #4	62%
District #8	61%
District #9	59%
District #3	40%
District #2	32%

ELA 7



District	ELA 7
Pittsford	83%
District #5	82%
District #4	66%
District #8	66%
District #1	65%
District #6	65%
District #9	55%
District #7	53%
District #3	33%
District #2	32%

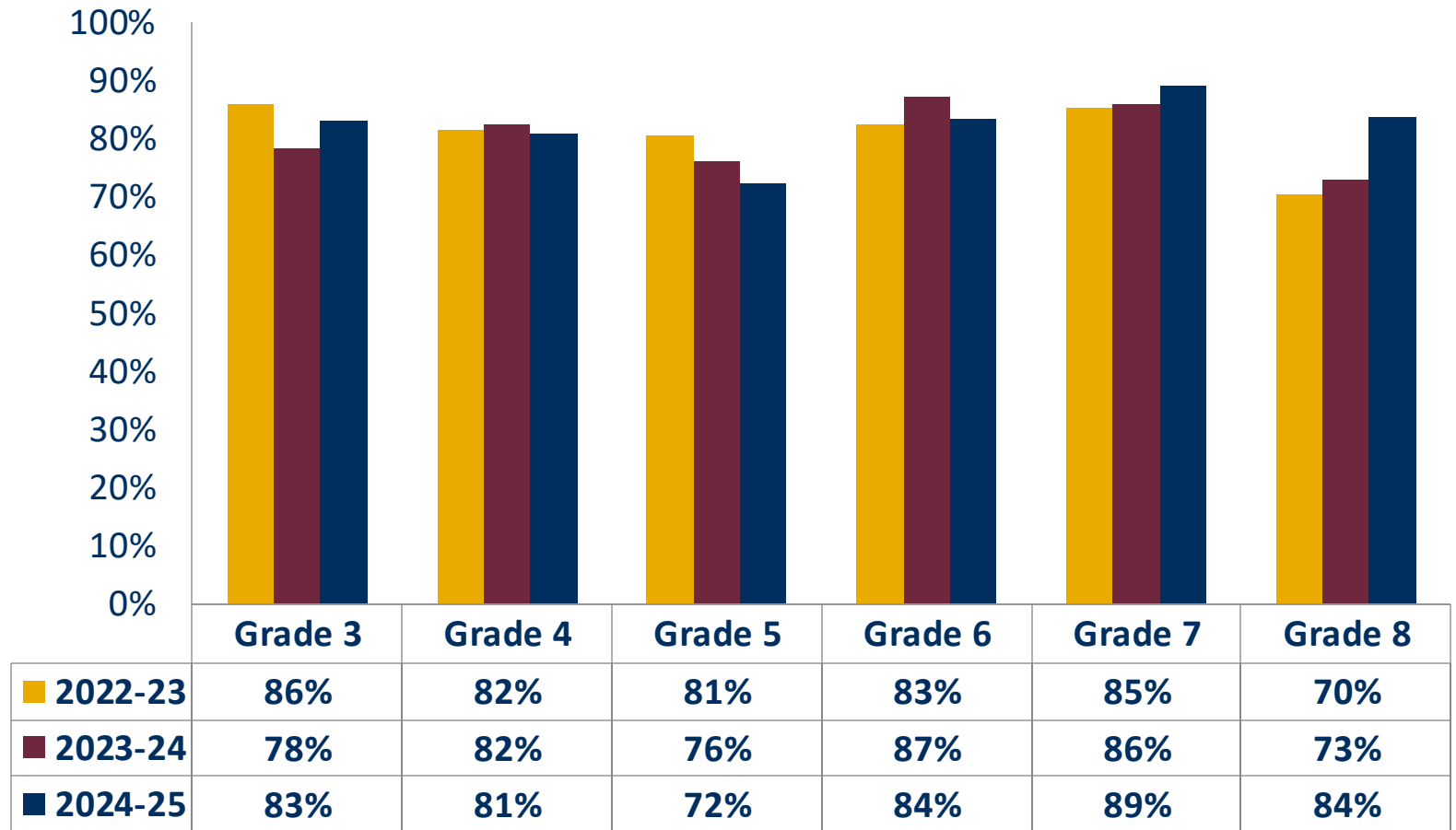
ELA 8



District	ELA 8
Pittsford	80%
District #5	80%
District #1	76%
District #6	72%
District #8	63%
District #9	60%
District #4	57%
District #2	51%
District #7	49%
District #3	42%

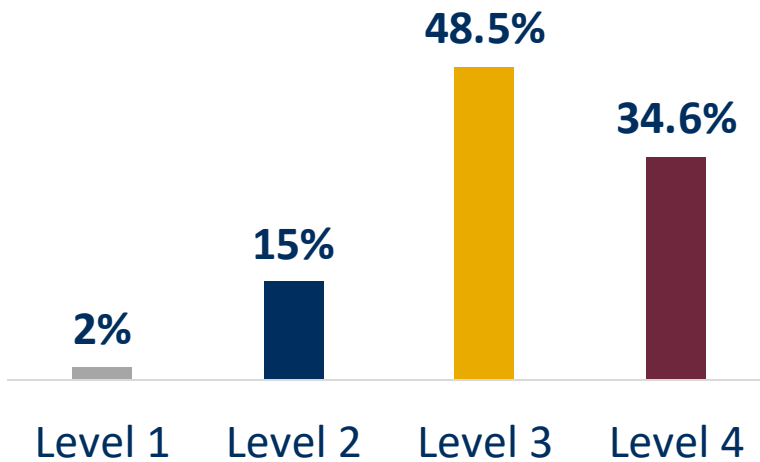
# Math Grades 3-8 Proficiency Comparison 2022-2025

\*A NYSED Waiver exempted 8th Grade students enrolled in Algebra from taking the NYS Math 8 Exam.

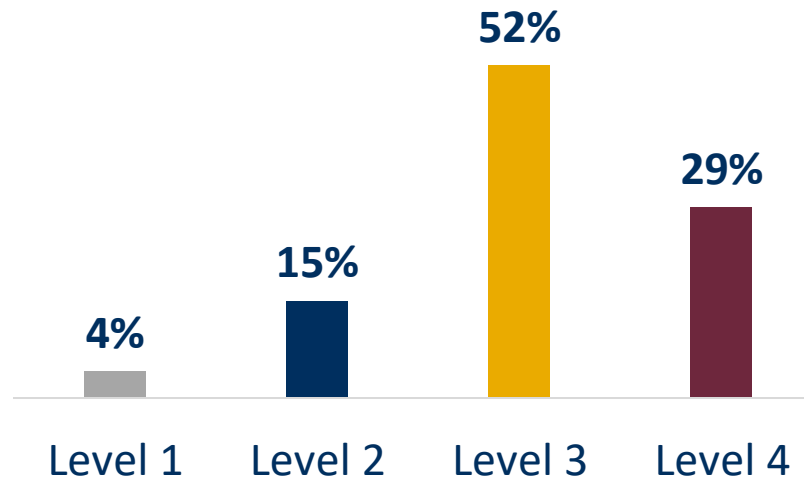


# Levels of Performance for 2025

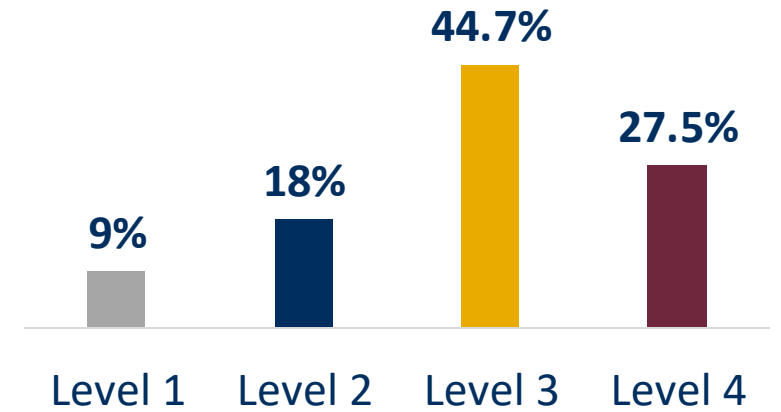
### Grade 3 Math



### Grade 4 Math



### Grade 5 Math



3-8 Assessments are scored at a Level 1, Level 2, Level 3, or Level 4.

Level 1 – below proficient in standards

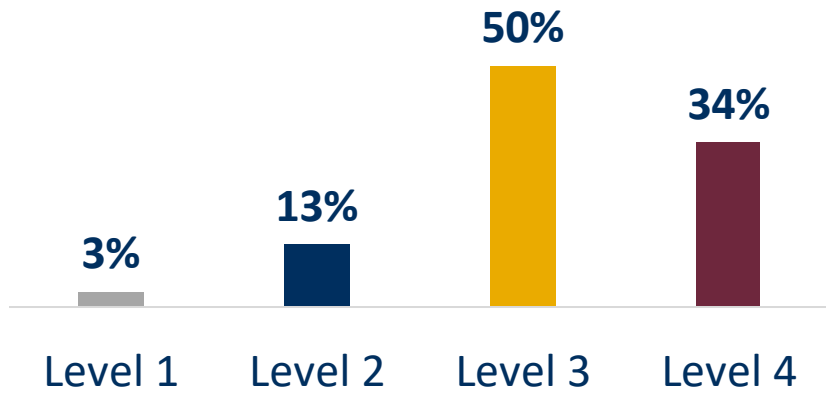
Level 2 – partially proficient in standards

Level 3 – proficient in standards

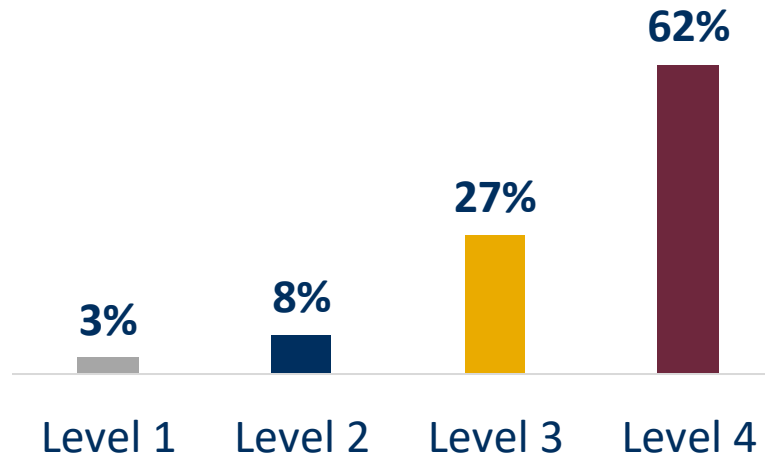
Level 4 – excel in standards

# Levels of Performance for 2025

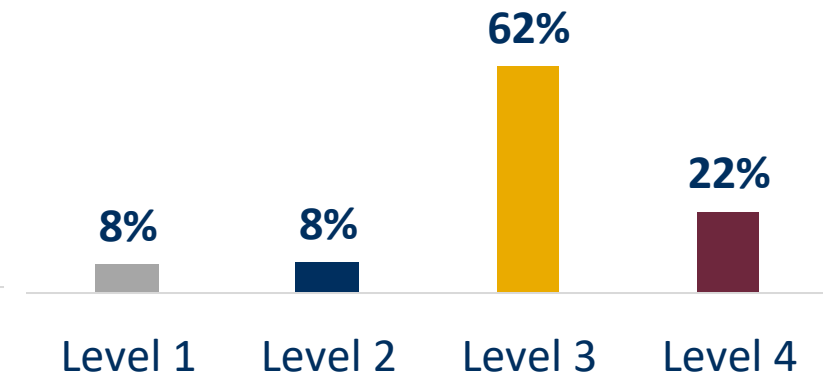
### Grade 6 Math



### Grade 7 Math



### Grade 8 Math



3-8 Assessments are scored at a Level 1, Level 2, Level 3, or Level 4.

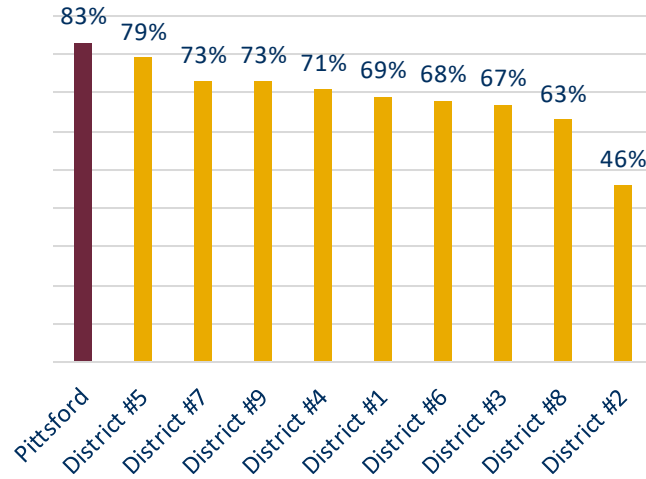
- Level 1 – below proficient in standards
- Level 2 – partially proficient in standards
- Level 3 – proficient in standards
- Level 4 – excel in standards

\*Math 8 Assessment is not taken by 8<sup>th</sup> graders enrolled in Algebra I

# 2025 Monroe County Math Percent Proficiency Results Grades 3-5

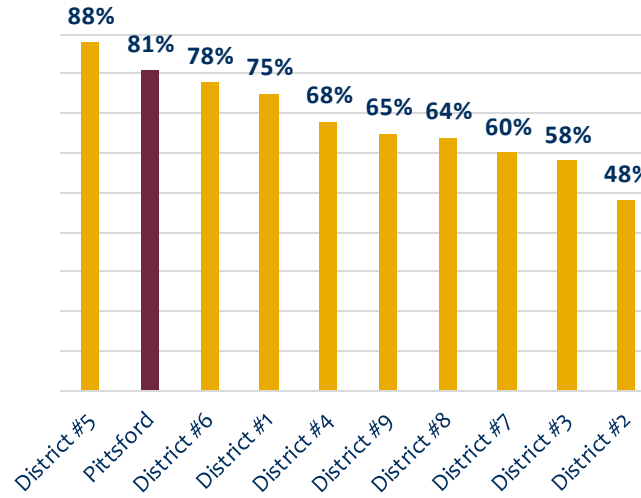
Pittsford Schools

## Math 3



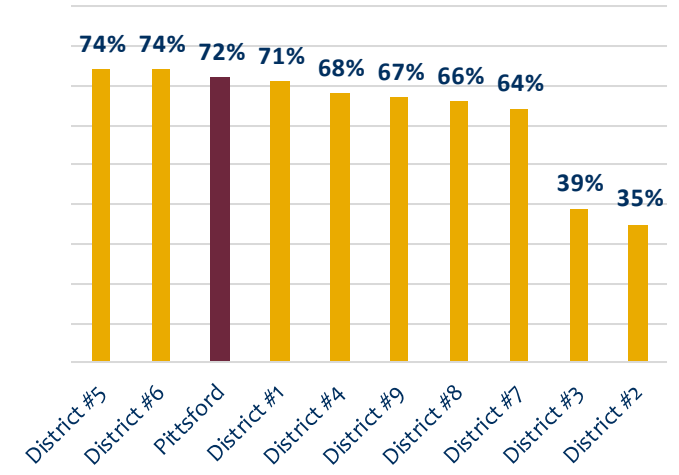
District	Math 3
Pittsford	83%
District #5	79%
District #7	73%
District #9	73%
District #4	71%
District #1	69%
District #6	68%
District #3	67%
District #8	63%
District #2	46%

## Math 4



District	Math 4
District #5	88%
Pittsford	81%
District #6	78%
District #1	75%
District #4	68%
District #9	65%
District #8	64%
District #7	60%
District #3	58%
District #2	48%

## Math 5

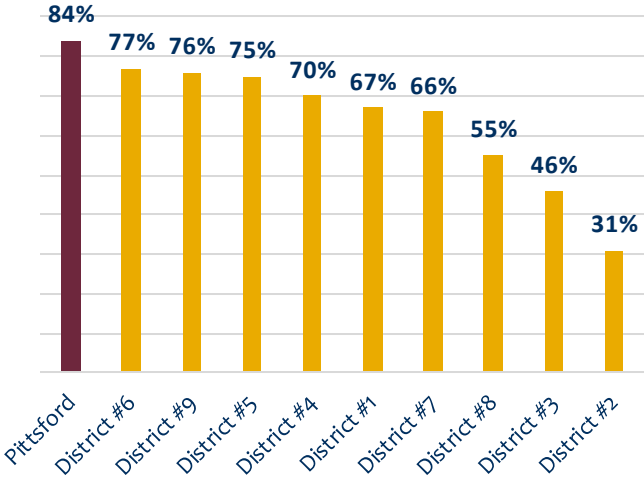


District	Math 5
District #5	74%
District #6	74%
Pittsford	72%
District #1	71%
District #4	68%
District #9	67%
District #8	66%
District #7	64%
District #3	39%
District #2	35%

# 2025 Monroe County Math Percent Proficiency Results Grades 6-8

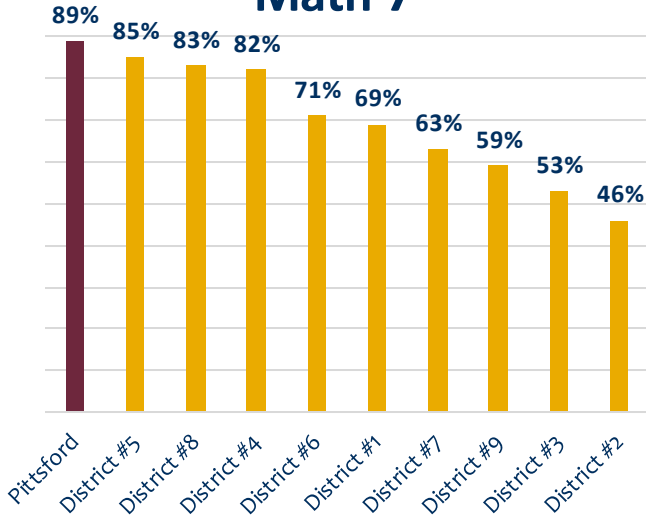
\*Math 8 Assessment is not taken by 8<sup>th</sup> graders enrolled in Algebra I

### Math 6



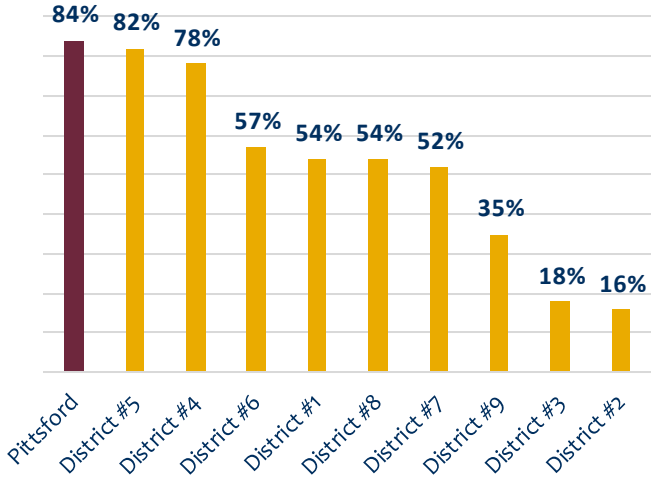
District	Math 6
Pittsford	84%
District #6	77%
District #9	76%
District #5	75%
District #4	70%
District #1	67%
District #7	66%
District #8	55%
District #3	46%
District #2	31%

### Math 7



District	Math 7
Pittsford	89%
District #5	85%
District #8	83%
District #4	82%
District #6	71%
District #1	69%
District #7	63%
District #9	59%
District #3	53%
District #2	46%

### Math 8

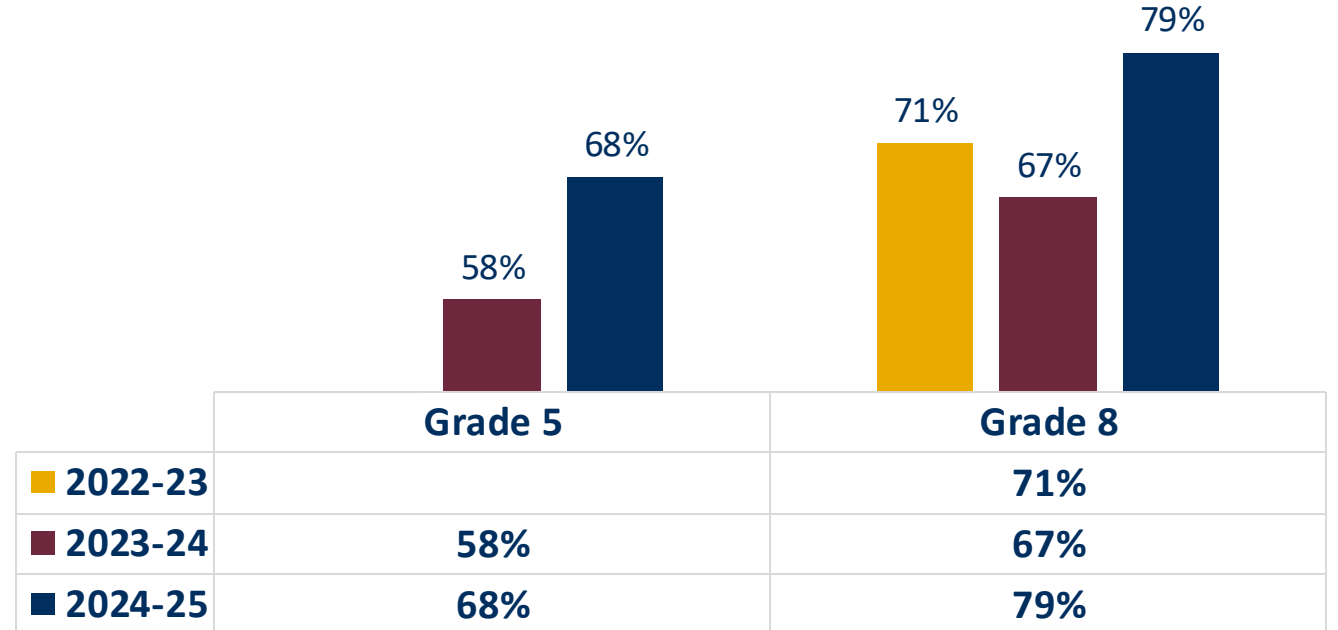


District	Math 8
Pittsford	84%
District #5	82%
District #4	78%
District #6	57%
District #1	54%
District #8	54%
District #7	52%
District #9	35%
District #3	18%
District #2	16%

# Science Proficiency Comparison 2023-2025

A NYSED Waiver exempted 8th Grade students enrolled in Earth Science from taking the NYS Science 8 Exam.

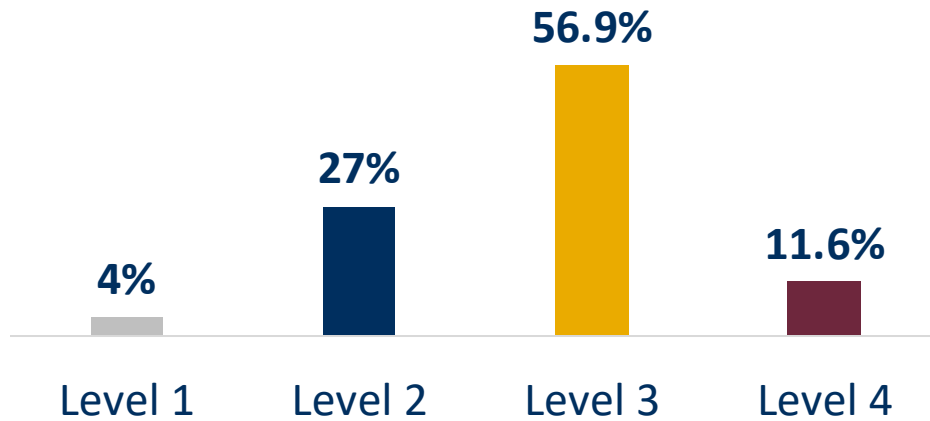
## PCSD Science Grades 5 & 8 Proficiency Comparison 2023-2025



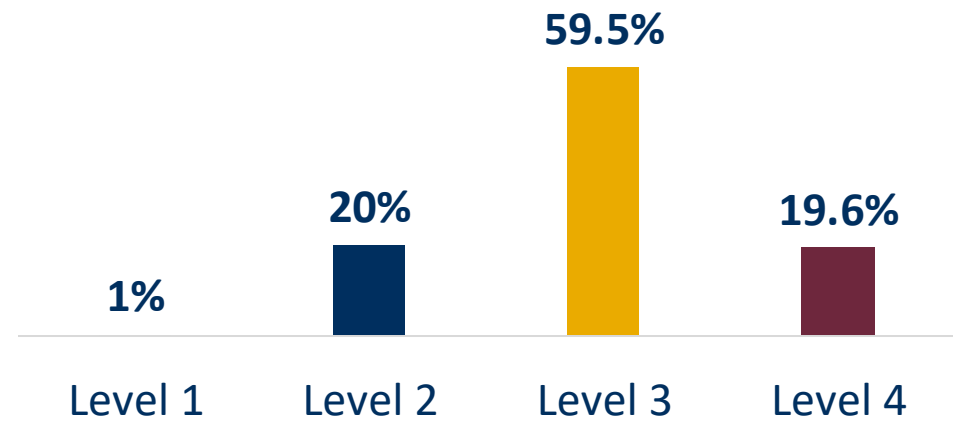
\*Science 5 given for the first time in 2024. Change from Science 4 last given in 2022.

# Levels of Performance for 2025

### Grade 5 Science



### Grade 8 Science



3-8 Assessments are scored at a Level 1, Level 2, Level 3, or Level 4.

Level 1 – below proficient in standards

Level 2 – partially proficient in standards

Level 3 – proficient in standards

Level 4 – excel in standards

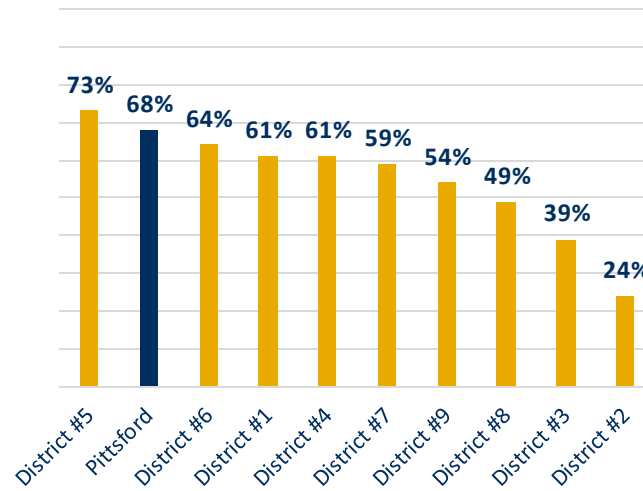
# 2025 Monroe County Science Percent Proficiency Results Grades 5&8

\*Science 5 given for the first time in 2024

\*\*Science 8 Assessment is not taken by 8<sup>th</sup> graders enrolled in Earth and Space Science.

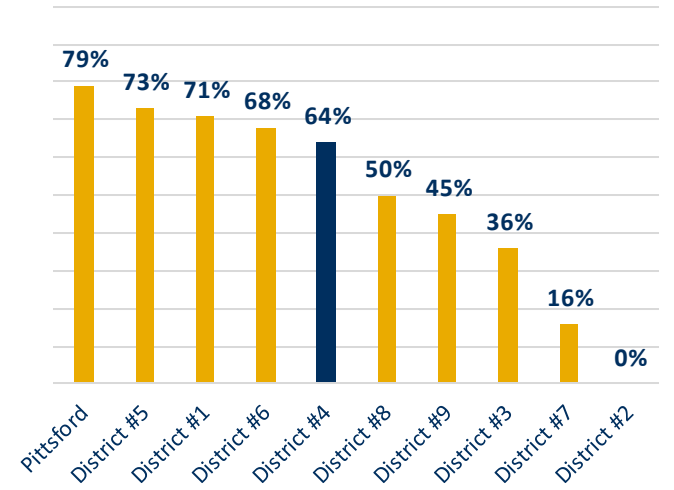
\*\*\* District 2 Did not have any students who took the Science 8 exam.

### Science 5\*



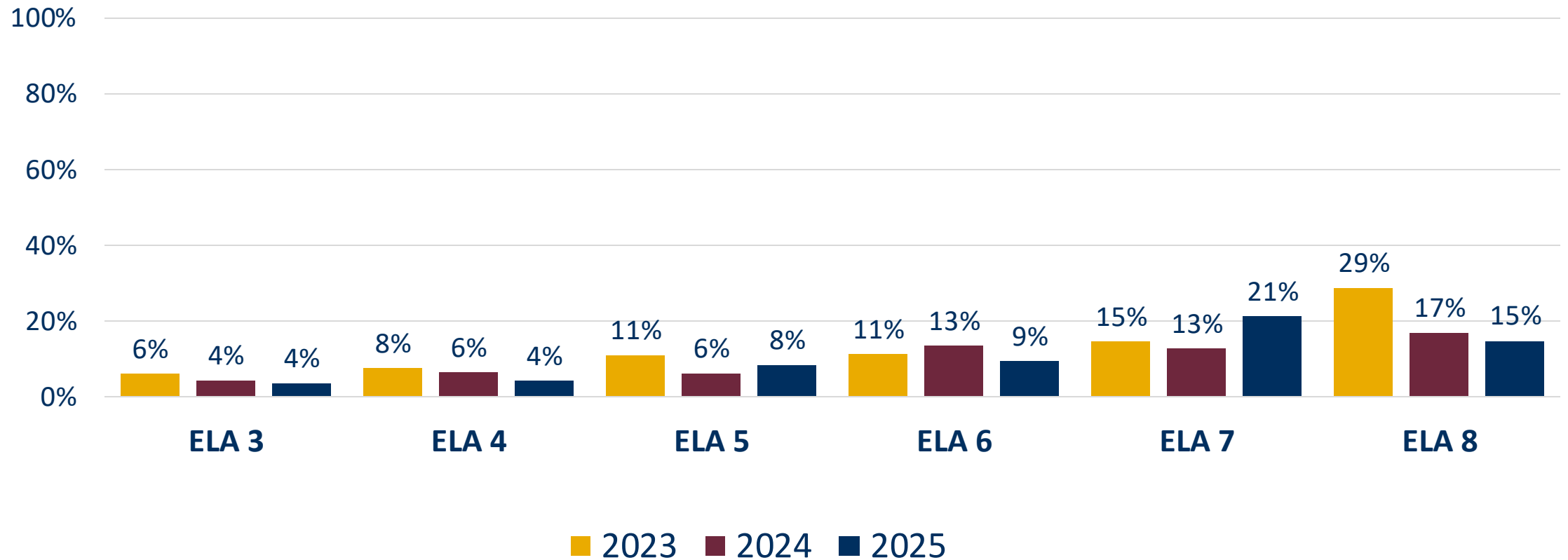
District	Science 5
District #5	73%
Pittsford	68%
District #6	64%
District #1	61%
District #4	61%
District #7	59%
District #9	54%
District #8	49%
District #3	39%
District #2	24%

### Science 8



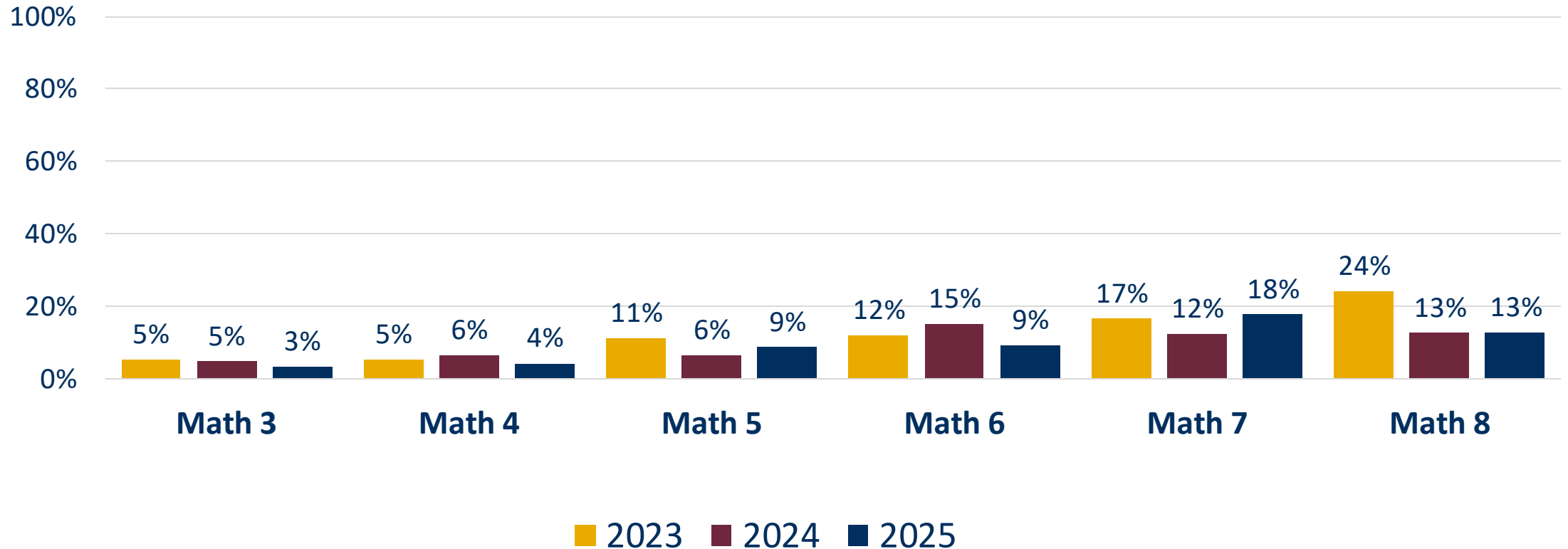
District	Science 8
Pittsford	79%
District #5	73%
District #1	71%
District #6	68%
District #4	64%
District #8	50%
District #9	45%
District #3	36%
District #7	16%
District #2	0%

# New York State ELA Assessment 3-8 Three-Year Refusal Rate Trend 2023-2025



# New York State Math Assessment 3-8 Three-Year Refusal Rate Trend 2023-2025

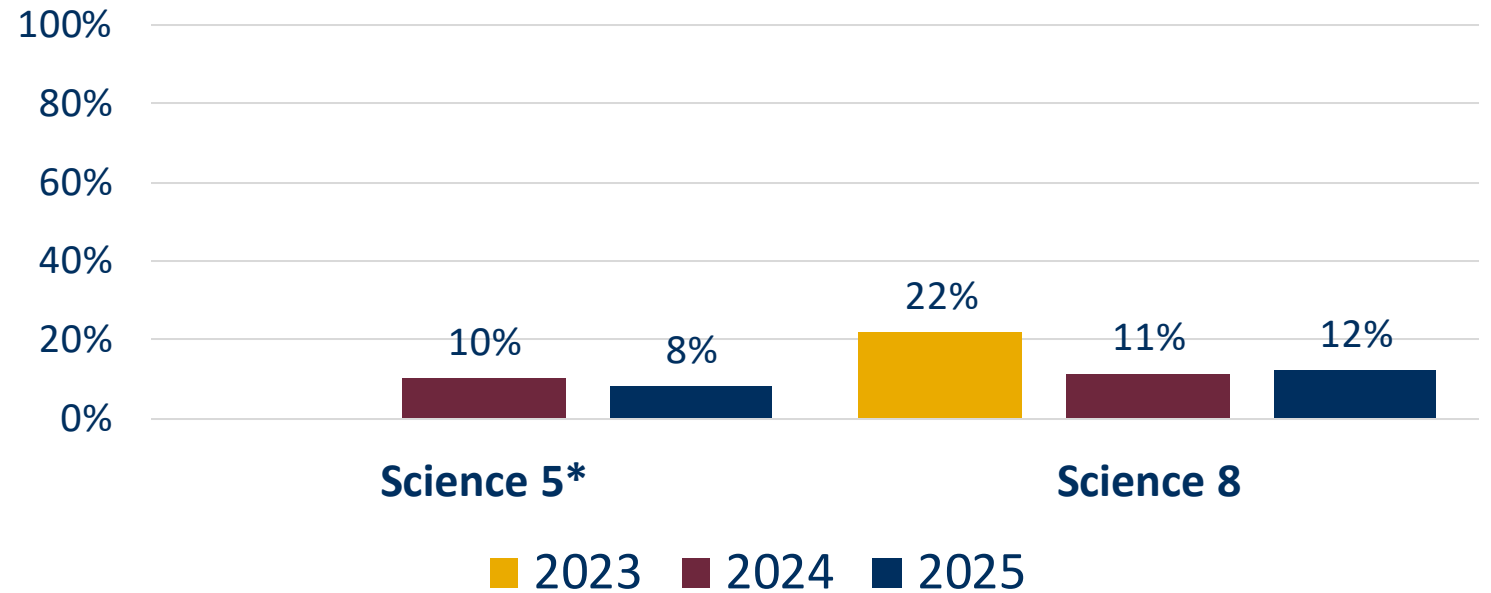
Pittsford Schools



# New York State Science Assessment 5 & 8

## Three-Year Refusal Rate Trend 2023-2025

Pittsford Schools



\*Science 5 given for the first time in 2024

## Outcomes in place and in process:

- Review performance of NCLB subgroups at district level
- COT, PDLT, ELT, SLT, ILC, Standards Leaders
- Provide targeted professional development
- Use results to inform curriculum and assessment development, resource acquisition

# Discussion

The logo for Pittsford Schools is centered within a large white circle. The text "Pittsford Schools" is written in a dark blue, serif font and is flanked by two horizontal lines, one above and one below the text.

Pittsford Schools