

Colonel NTI Packet

2025 – 2026

1st Grade

Day 1

Table of Contents

Subject	Assignment
Math	Reteach to Build Understanding 1 - 1
Language Arts	Week 1, Day 1 (Reading) Week 1, Day 1 (Spelling and Word Study)
Science	Week 1, Day 1 (Life Science)
Social Studies	Week 2, Day 1 (Civics)

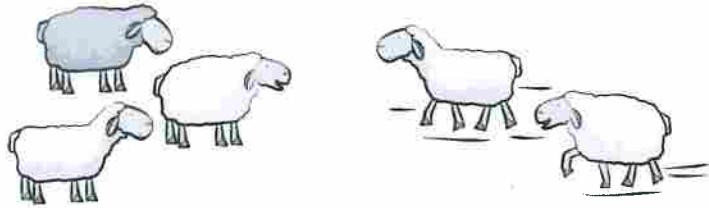
AZ Vocabulary

1. You can **add** to join groups.

3 sheep

2 sheep join.

How many sheep now?



Write an addition equation.

Use cubes to help.



$$3 + 2 = \underline{\quad} \text{ sheep}$$

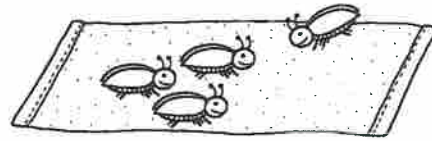
Solve. Use cubes to help.

2. 3 bugs

1 bug joins.

How many bugs now?

$$\overset{3}{\text{3}} + \underline{\quad} = \underline{\quad} \text{ bugs}$$



3. 3 pigs

3 pigs join.

How many pigs now?

$$\underline{\quad} + \underline{\quad} = \underline{\quad} \text{ pigs}$$

**On the Back!**

4. Write an addition story about animals.

Write an addition equation.

NAME: _____ DATE: _____

DIRECTIONS

Read the text. Answer the questions.

Mom said I can buy a pet! She said a mouse is fun. A mouse likes to play. It does not take a lot of work.

SCORE

1. 😊 😐


2. 😊 😐

3. 😊 😐

4. 😊 😐

___ / 4

Total

<p>1. Who tells the child she can buy a pet?</p> <p>(A) the girl (B) the mouse (C) Mom</p>	<p>3. Which word rhymes with  ?</p> <p>(A) mouse (B) mice (C) moose</p>
<p>2. What kind of pet is a mouse?</p> <p>(A) bad (B) fun (C) fast</p>	<p>4. What does the word <i>buy</i> mean?</p> <p>(A) pay for (B) give (C) like</p>

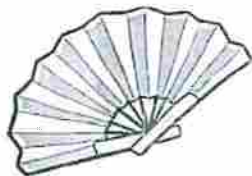
Name: _____ Date: _____

Directions: Use the Word Bank to write a word for each picture.

Word Bank

bag cap fan jam nap
pad pan wax yam

1.



2.



3.



4.



5.



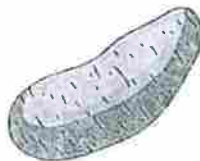
6.



7.



8.



9.




Name: _____ Date: _____

Directions: Read the text. Answer the questions.

What Living Things Need

Plants are alive. Animals are alive. They are both living things. Plants need light and water to live and grow. Animals need food to live and grow. They need water, too. Some things aren't alive. They don't need food or water.



- Plants need _____ to live and grow.
 - light and food
 - light and water
 - food and water
 - water and animals
- All living things need _____.
 - water
 - sleep
 - food
 - light



Name: _____ Date: _____

Directions: Look at the picture. Read the text. Answer the questions.

Being a Good Citizen at School

We help each other at school. We listen. We share and take turns. We care for our class. We care for our school. We are good citizens at school.



1. How can you be a good citizen at school?
 - a. Run in the classroom.
 - b. Help each other.
 - c. Stop listening to the teacher.
2. What are the students in the picture doing?
 - a. sharing
 - b. crying
 - c. fighting



Colonel NTI Packet

2025 – 2026

1st Grade

Day 2

Table of Contents

Subject	Assignment
Math	Reteach to Build Understanding 1 - 2
Language Arts	Week 1, Day 2 (Reading) Week 1, Day 2 (Spelling and Word Study)
Science	Week 1, Day 2 (Life Science)
Social Studies	Week 2, Day 2 (Civics)

A-Z Vocabulary


1. You can add **parts** to find a **whole**.

4 gray shells and 3 white shells.

How many shells in all?




Use cubes to show the parts.



$$4 + \underline{\quad} = \underline{\quad} \text{ shells}$$

2. 2 white ducks and 4 gray ducks

How many ducks in all?



Use cubes to help.

$$\underline{2} + \underline{\quad} = \underline{\quad} \text{ ducks}$$

On the Back!

3. Draw white dogs and brown dogs.

Write an addition equation.

Tell how many dogs in all.

NAME: _____ DATE: _____

DIRECTIONS

Read the text. Answer the questions.

SCORE

1. 😊 😊

I read a book about mice. I must get mouse food.
I can get it at the pet store. My mouse will need
water, too.

2. 😊 😊

3. 😊 😊


4. 😊 😊

___ / 4

Total

1. Where can the child
get mouse food?

- (A) at home
- (B) at the pet store
- (C) at a farm

2. Which word starts
with the same sound
as  ?

- (A) water
- (B) pet
- (C) more

3. What should the child
give a mouse to eat?

- (A) mouse food
- (B) meat and bread
- (C) eggs

4. What is a *mouse*?

- (A) a toy
- (B) a color
- (C) an animal

Name: _____ Date: _____

Directions: Say the word that names each picture. Tap out the sounds in the word. Write the letter that matches each sound in a separate box.

1.



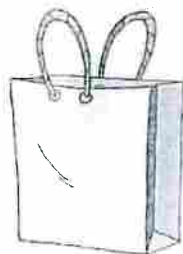
--	--	--

2.



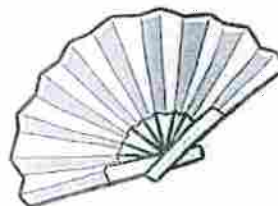
--	--	--

3.



--	--	--

4.



--	--	--

Directions: Write one of the words two times.

Name: _____ Date: _____

Directions: Look at the chart about living and non-living things. Answer the questions.

	Living	Non-Living
Does it grow?	✓ Yes	✗ No
Does it need food?	✓ Yes	✗ No
Does it need water?	✓ Yes	✗ No

1. Do all living things grow?
 - a. yes
 - b. no
2. Do non-living things need water?
 - a. yes
 - b. no
3. Do living things need food?
 - a. yes
 - b. no



Name: _____ Date: _____

Directions: Look at the picture. Read the text. Answer the questions.

Listening

It is story time at school. The teacher reads a story.



1. What are the children doing?
 - a. talking
 - b. yawning
 - c. listening
2. Who do we listen to at school?
 - a. our lunches
 - b. our teacher
 - c. our pets

Colonel NTI Packet

2025 – 2026

1st Grade

Day 3

Table of Contents

Subject	Assignment
Math	Reteach to Build Understanding 1 - 4
Language Arts	Week 1, Day 3 (Reading) Week 1, Day 3 (Spelling and Word Study)
Science	Week 1, Day 3 (Life Science)
Social Studies	Week 2, Day 3 (Civics)

A-Z Vocabulary

1. You can **subtract** to take away a group.



6 dogs in all

How many dogs walk away? _____

How many dogs are left? _____

Write a **subtraction equation**. $6 - 4 =$ _____


2. 6 bugs in all

_____ bugs fly away.

_____ bugs left

Write a subtraction equation.

_____ - _____ = _____ bugs



3. Write a subtraction equation that matches the picture.

_____ - _____ = _____ birds


On the Back!

4. Draw a picture that shows a subtraction story.

Write a subtraction equation.

NAME: _____ DATE: _____

DIRECTIONS

Read the text. Answer the questions.

I will buy a cage. Pet mice live in cages. I will help keep the cage clean. Mice like to wash up, too!

SCORE

1. 😊 😐


2. 😊 😐

3. 😊 😐

4. 😊 😐

____ / 4

Total

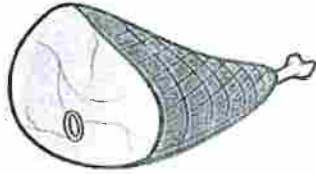
<p>1. Where do pet mice live?</p> <p>(A) hole</p> <p>(B) cage</p> <p>(C) cave</p>	<p>3. What is the correct spelling for ?</p> <p>(A) mis</p> <p>(B) mice</p> <p>(C) mise</p>
<p>2. What will she do if the cage is not clean?</p> <p>(A) buy a cage</p> <p>(B) wash the mouse</p> <p>(C) wash the cage</p>	<p>4. What is a <i>cage</i>?</p> <p>(A) a place to wash a mouse</p> <p>(B) a store for a mouse</p> <p>(C) a place for an animal to live</p>

Spelling and Word Study

Name: _____ Date: _____

Directions: Look at both pictures. Say both words. Cross out the letter that changes. Write the second word.

1.



h a m



2.



m a n



3.



b a t



4.



m a p




Name: _____ Date: _____

Directions: Read the text. Answer the questions.

Developing Questions

Maria has a plant. It is in a sunny window. She asks her brother to water it. She looks at it two days later. The plant looks bad. Its leaves are brown. Maria thinks her brother forgot to water it.



1. What makes Maria think her brother forgot to water her plant?
 - a. The leaves are brown.
 - b. The plant isn't in the window anymore.
 - c. The plant looks good.
 - d. The leaves are green.
2. What is a question that Maria could ask about her plant?


Name: _____ Date: _____

Directions: Look at the picture. Answer the questions.



Civics

Sharing and Taking Turns at School



1. What are the students sharing?
 - a. snacks
 - b. pencils
 - c. clothes
2. How does sharing help the students create their art?



Colonel NTI Packet

2025 – 2026

1st Grade

Day 4

Table of Contents

Subject	Assignment
Math	Reteach to Build Understanding 2 - 1
Language Arts	Week 1, Day 4 – 5 Story (Reading) Week 1, Day 4 (Reading) Week 1, Day 4 (Spelling and Word Study)
Science	Week 1, Day 4 (Life Science)
Social Studies	Week 2, Day 4 (Civics)

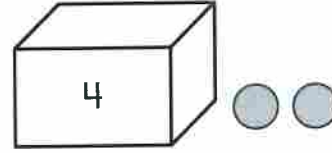
A-Z Vocabulary

1. You can **count on** 1, 2, or 3 to add.

4 counters are inside the box.

2 counters are outside the box.

How many counters are there in all?



Count on from 4.

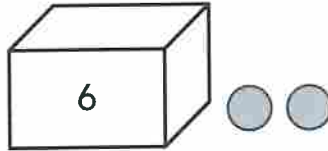
4, _____, _____

$$4 + 2 = \underline{\quad}$$

Count on to add.

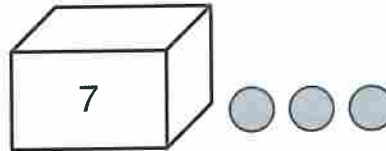
2. 6, 7, 8

$$6 + 2 = \underline{\quad}$$



3. 7, _____, _____, _____

$$7 + 3 = \underline{\quad}$$

**On the Back!**

4. Draw a picture that shows 1 more than 5.

NAME: _____ DATE: _____

A New Home

The white mouse sat in a big cage. Then a girl said, "I want that one!" A big hand picked up the mouse and put it in a box. The mouse soon felt happy. He had a new cage and a new friend!



NAME: _____ DATE: _____

DIRECTIONS

Read "A New Home." Answer the questions.

<p>1. Where do you think the mouse was?</p> <p>(A) on a farm</p> <p>(B) in a pet store</p> <p>(C) in a school</p>	<p>3. How do you think the mouse felt at the end?</p> <p>(A) sad</p> <p>(B) happy</p> <p>(C) fat</p>
<p>2. Why is the mouse put into the box?</p> <p>(A) so that the girl could take him home</p> <p>(B) so that the mouse could eat</p> <p>(C) so that the girl could get a toy</p>	<p>4. What does the title mean?</p> <p>(A) The mouse got a new place to live.</p> <p>(B) The girl got a new pet.</p> <p>(C) The mouse left the store.</p>

SCORE

1. 😊 😐

2. 😊 😐

3. 😊 😐

4. 😊 😐

____ / 4

Total

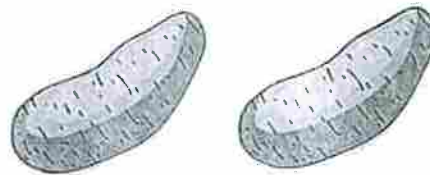
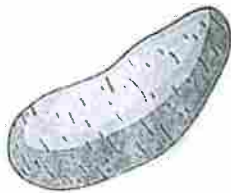
Name: _____ Date: _____

Directions: Adding -s to the end of a word changes the word to mean *more than one*. The word becomes a plural. Write the plural words.



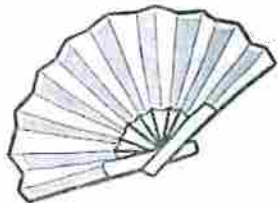
1.

cap





2.

yam



3.

fan



4.

pad

Name: _____ Date: _____

Directions: Read the text. Answer the questions.

Dylan has a new cat. She doesn't know what kind of food her new cat likes. She gets three different cans of food for her cat. One kind of food is made of chicken. Another kind of food is made of fish. The third kind of food is made of rice.



1. How can Dylan test which food her cat likes best?
 - a. She can put the food in three bowls.
 - b. She can give one food.
 - c. She can give two foods.
 - d. She can put all the food in the same bowl.
2. Should Dylan give her cat the different types of food at the same time or at different times? Why?



Name: _____ Date: _____


Directions: Look at the picture. Read the text. Answer the questions.



Civics

Taking Care of Our School

We help keep our school and school yard clean.



1. What are the children doing?
 - a. playing outside
 - b. having a snack
 - c. picking up trash
2. How do you help take care of your school? Draw a picture.

Colonel NTI Packet

2025 – 2026

1st Grade

Day 5

Table of Contents

Subject	Assignment
Math	Reteach to Build Understanding 2 - 3
Language Arts	Week 1, Day 4 – 5 Story (Reading) Week 1, Day 5 (Reading) Week 1, Day 5 (Spelling and Word Study)
Science	Week 1, Day 5 (Life Science)
Social Studies	Week 2, Day 5 (Civics)

AZ Vocabulary


1. You can use a **doubles fact** to solve a **near doubles fact**.

Find $3 + 4$.

$3 + 3 = 6$, so $3 + 4$ is $3 + 3$ and 1 more.

Complete the near doubles fact.

$3 + 4 =$ _____



2. Look at the doubles in the picture.


How many gray circles are there? 2

How many white circles are there? 2

How many circles are there in all? _____


Write a doubles fact to match the picture.

_____ + _____ = _____



3. Write the near doubles fact.

_____ + _____ = _____



On the Back!

4. Write a near doubles fact.

Write a doubles fact that can help you solve.

Draw pictures to show both facts.

NAME: _____ DATE: _____

A New Home

The white mouse sat in a big cage. Then a girl said, "I want that one!" A big hand picked up the mouse and put it in a box. The mouse soon felt happy. He had a new cage and a new friend!



Reading

NAME: _____

DATE: _____

SCORE

___ / 4



Reread "A New Home."



Think about what the girl does to pick her new pet.



Write about what the girl does.

Handwriting practice lines consisting of solid top and bottom lines with a dashed middle line. There are 10 sets of these lines provided for writing.

Spelling and Word Study

Name: _____ Date: _____

Directions: Write a sentence using each word.



Example: *cat:* My cat has black fur.

1. *rag:* _____

2. *cap:* _____

3. *wax:* _____

Name: _____ Date: _____

Directions: Read the text. Answer the questions.



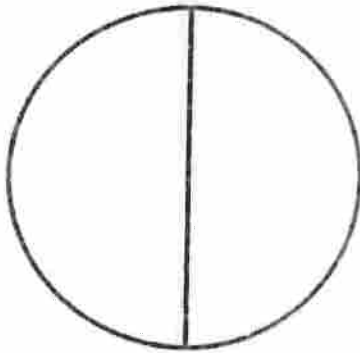
Communicating Results

Dylan has a new cat. She wants to know what kind of food her cat likes best. She puts her cat's food in three bowls. Her cat doesn't eat any of the food made of rice. He eats half of the food made of chicken. He eats all of the food made of fish.

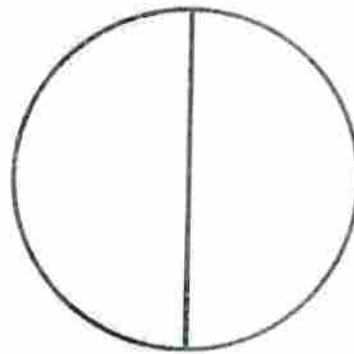


1. Color the amount of food Dylan's cat eats in each bowl.

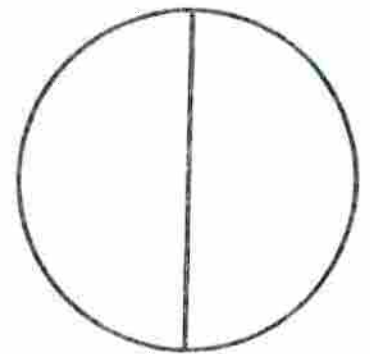
Rice



Chicken




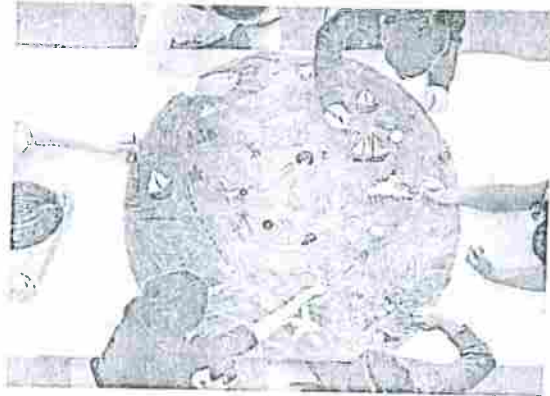
Fish



2. Which food does the cat like best? How can you tell?

Name: _____ Date: _____

Directions: Look at the pictures. Circle the students who are being good citizens at school.



Colonel NTI Packet

2025 – 2026

1st Grade

Day 6

Table of Contents

Subject	Assignment
Math	Reteach to Build Understanding 3 - 4
Language Arts	Week 2, Day 1 (Reading) Week 2, Day 1 (Spelling and Word Study)
Science	Week 2, Day 1 (Life Science)
Social Studies	Week 4, Day 1 (Economics)

A-Z Vocabulary

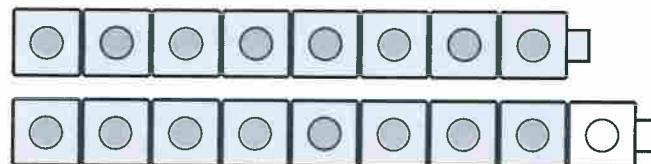

1. You can use a **doubles fact** to add $8 + 9$.

Solve the doubles fact.

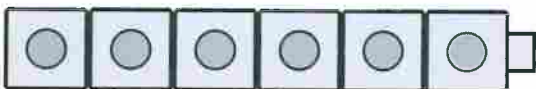
$$8 + 8 = \underline{\quad}$$

Now use the doubles fact to solve the **doubles-plus fact**.

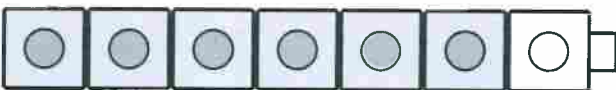
$8 + 9$ is $8 + 8$ and 1 more. So, $8 + 9 = \underline{\quad}$.



2. Use the doubles fact to solve the doubles-plus fact.



$$6 + 6 = \underline{12}$$



$$6 + 7 = \underline{\quad}$$

On the Back!

3. Write a different doubles fact.

Use your doubles fact to show a doubles-plus fact.

NAME: _____ DATE: _____

DIRECTIONS

Read the text. Answer the questions.

Apples are good to eat. Have you seen an apple tree? You can pick your apples in the fall. That is when they are ripe.

SCORE

1. 😊 😊

2. 😊 😊

3. 😊 😊

4. 😊 😊

____ / 4

Total!

<p>1. Where do apples grow?</p> <p>(A) on a bush (B) on a tree (C) on a farm</p>	<p>3. Which word has the word <i>all</i> in it?</p> <p>(A) tree (B) fall (C) ripe</p>
<p>2. When can you pick apples?</p> <p>(A) in the fall (B) in the summer (C) in the spring</p>	<p>4. What does the word <i>ripe</i> mean?</p> <p>(A) red (B) older (C) ready</p>

Spelling and Word Study

Name: _____ Date: _____

Directions: Use the Word Bank to write a word for each picture.

Word Bank

bib

dig

fin

kids

lips

pig

ribs

six

zip

1.



2.



3.



4.



5.



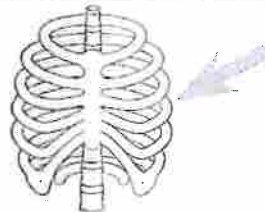
6.



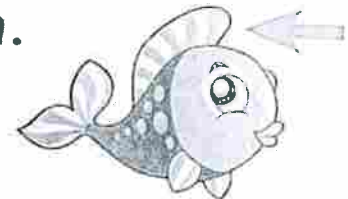
7.



8.



9.



Name: _____ Date: _____

Directions: Read the text. Answer the questions.

What Do All Living Things Have?

All living things have parts. Plants have different parts. These parts help them grow. Animals have different parts, too. Animals use their body parts to get food. They use their parts to protect themselves. They use their body parts to move. All living things have the parts they need.




- _____ have different parts.
 - Only animals
 - Plants and animals
 - Only plants
 - Neither plants nor animals
- Animals have _____ the parts they need to live in their homes.
 - all of
 - most of
 - none of
 - two of



Name: _____ Date: _____

Directions: Look at the picture. Read the text. Answer the questions.



Wants and Needs

We all need things. We need food and clothes. We need air and water and a place to live. We need these things to live.

Sometimes, we want things. We want toys and special clothes. We want our favorite things to eat and drink. These things help make us happy.

1. Circle TWO things that are wants.
 - a. toys
 - b. games
 - c. air
2. Based on the text, why must we get all our needs?
 - a. They make us unhappy.
 - b. We can't live without them.
 - c. They cost us money.



Colonel NTI Packet

2025 – 2026

1st Grade

Day 7

Table of Contents

Subject	Assignment
Math	Reteach to Build Understanding 3 - 7
Language Arts	Week 2, Day 2 (Reading) Week 2, Day 2 (Spelling and Word Study)
Science	Week 2, Day 2 (Life Science)
Social Studies	Week 4, Day 2 (Economics)

A-Z Vocabulary

1. To find sums, you can use different strategies.

Doubles help you add 2 numbers that are the same.

$$5 + 5 = \underline{\quad}$$

Near doubles help you add 2 numbers that are 1 or 2 apart.

$$3 + 5 = \underline{\quad}$$

Make 10 helps you add when one number is close to 10.

$$9 + 2 = \underline{\quad}$$

2. Find the sum. Circle the strategy that helps.

$$\begin{array}{r} 4 \\ + 5 \\ \hline \square \end{array}$$

Think: 4 and 5 are 1 apart.

Doubles or Near Doubles

3. Find the sum. Circle the strategy that helps.

$$\begin{array}{r} 8 \\ + 4 \\ \hline \square \end{array}$$

Think: 8 is close to 10.

Make 10 or Near Doubles

On the Back!

4. Write and solve an addition equation.

Show or explain a strategy you used.

NAME: _____ DATE: _____

DIRECTIONS

Read the text. Answer the questions.

SCORE

1. 😊 😐

Cut an apple in two. The middle is called the *core*.
Look at a seed. A big tree can grow from that
little seed!


2. 😊 😐

3. 😊 😐

1. What do trees
grow from?

- (A) a core
- (B) a seed
- (C) a tree

4. 😊 😐

3. Which word rhymes
with  ?

- (A) core
- (B) apple
- (C) seed

___ / 4

Total

2. How many pieces is
the apple cut into?

- (A) It is not cut.
- (B) three
- (C) two

4. What is the middle of
an apple called?

- (A) a stem
- (B) a seed
- (C) a core

Name: _____ Date: _____

Directions: Say the word that names each picture. Tap out the sounds in the word. Write the letter that matches each sound in a separate box.

1.




--	--	--

2.



--	--	--

3.



--	--	--

4.



--	--	--

Directions: Write one of the words two times.


Tapping Sounds

Name: _____ Date: _____

Directions: Read the names of the parts of a duck. Answer the questions.



Analyzing Data



1. What part of a duck helps it fly?
 - a. wings
 - b. beak
 - c. eye
 - d. feet
2. What part does a duck use to walk?
 - a. beak
 - b. feet
 - c. wing
 - d. tail

Name: _____ Date: _____

Directions: Look at the picture. Read the text. Answer the questions.

A Family Dinner

This boy eats dinner with his family. He needs his food. He needs a drink. He is happy.



Economics

1. What does this boy need?
 - a. ice cream
 - b. bicycle
 - c. healthy food
2. What does this boy want?
 - a. ice cream
 - b. apple
 - c. glass of water

Colonel NTI Packet

2025 – 2026

1st Grade

Day 8

Table of Contents

Subject	Assignment
Math	Reteach to Build Understanding 4 - 1
Language Arts	Week 2, Day 3 (Reading) Week 2, Day 3 (Spelling and Word Study)
Science	Week 2, Day 3 (Life Science)
Social Studies	Week 4, Day 3 (Economics)

AZ Vocabulary _____

1. You can **count back** to subtract. Find $11 - 4$.



Start at 11. Count back 4. You end at 7.

The difference is _____.

2. You can also **count on** to subtract. Find $11 - 4$.

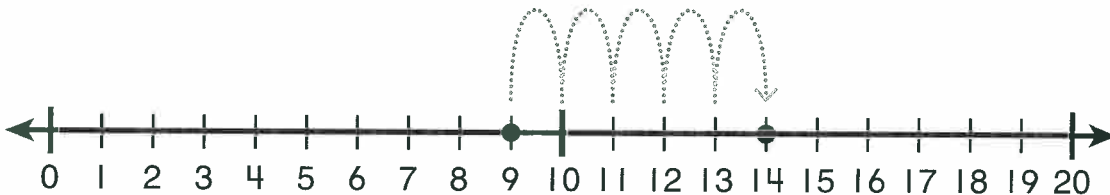


Start at 4. Count on until you get to 11.

You need to count 7 more. The difference is _____.

$11 - 4 =$ _____ whether you count on or count back.

3. Count to find $14 - 9$. Use the number line.



$14 - 9 =$ _____

On the Back!

4. Count to find $13 - 9$.

Draw a number line to show your work.

NAME: _____ DATE: _____

DIRECTIONS

Read the text. Answer the questions.

You can eat an apple. You also can make applesauce. Apples can be made into juice. But an apple pie is best!

<p>1. What are some ways to eat apples?</p> <p><input type="radio"/> (A) in a sauce or in a pan</p> <p><input type="radio"/> (B) as juice or in a glass</p> <p><input type="radio"/> (C) as juice or as sauce</p>	<p>3. Which word is made up of two words?</p> <p><input type="radio"/> (A) apple</p> <p><input type="radio"/> (B) into</p> <p><input type="radio"/> (C) best</p>
<p>2. What does the writer like best?</p> <p><input type="radio"/> (A) apple juice</p> <p><input type="radio"/> (B) apple pie</p> <p><input type="radio"/> (C) raw apples</p>	<p>4. What is an <i>apple</i>?</p> <p><input type="radio"/> (A) a fruit</p> <p><input type="radio"/> (B) a season</p> <p><input type="radio"/> (C) a drink</p>

SCORE

1. 😊😊

2. 😊😊

3. 😊😊

4. 😊😊

___ / 4

Total

Spelling and Word Study

Name: _____ Date: _____

Directions: Look at both pictures. Say both words. Cross out the letter that changes. Write the second word.

1.



p i g



2.



l i d s



3.



f a n



4.




s a x

6

Name: _____ Date: _____

Directions: Look at the pictures. Read the text. Answer the questions.

Some animals have shells. Shells help protect them. You have a bike helmet. It helps protect you.



- How is a bike helmet like a turtle shell?
 - They are the same shape.
 - They are the same color.
 - They are both striped.
 - They are both smooth.
- What could you ask about the helmet's shape?



Name: _____ Date: _____

Directions: Look at the pictures. Read the text. Draw a picture in each box. Label your pictures.



Economics

Things That Make Us Happy



Some things we need make us happy.



Some things we want make us happy.

Something I Need That Makes Me Happy



Something I Want That Makes Me Happy





Colonel NTI Packet

2025 – 2026

1st Grade

Day 9

Table of Contents

Subject	Assignment
Math	Reteach to Build Understanding 4 – 2
Language Arts	Week 2, Day 4 – 5 Story (Reading) Week 2, Day 4 (Reading) Week 2, Day 4 (Spelling and Word Study)
Science	Week 2, Day 4 (Life Science)
Social Studies	Week 4, Day 4 (Economics)

AZ Vocabulary

1. You can make 10 to help you subtract.

$$12 - 4 = ?$$

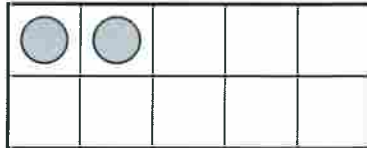
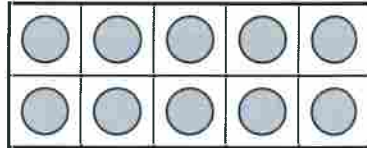
Cross out 2 counters to make 10.

Cross out 2 more because $4 = 2 + 2$.

Complete the subtraction sentences.

$$12 - \underline{\quad} = 10 \quad 10 - \underline{\quad} = \underline{\quad}$$

$$\text{So, } 12 - 4 = \underline{\quad}.$$



2. $15 - 6 = ?$

First, subtract 5 to make a 10.

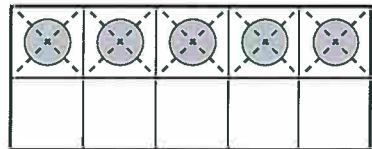
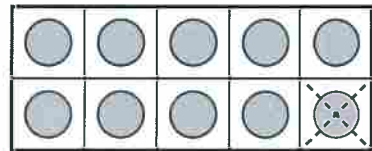
$$15 - \underline{5} = 10$$

You need to subtract 6 in all.

So, you need to subtract 1 more.

$$10 - \underline{1} = \underline{9}$$

How many counters are left? So, $15 - 6 = \underline{\quad}$.

**On the Back!**


3. Show how to make a 10 to subtract $14 - 7$.

NAME: _____

DATE: _____

Bobbing for Apples

Get ready for a fun game! This is what to do. First, get a big tub. Put water in the tub. Add lots of apples. Take turns with some friends. Try to get an apple out. No hands! You have to bite your apple. Have fun bobbing for apples!



NAME: _____ DATE: _____

DIRECTIONS

Read "Bobbing for Apples." Answer the questions.

<p>1. What might happen in the game?</p> <p>(A) You might get wet.</p> <p>(B) You might eat a lot.</p> <p>(C) You might make a pie.</p>	<p>3. What does the word <i>bobbing</i> mean?</p> <p>(A) eating</p> <p>(B) moving your head up and down</p> <p>(C) jumping</p>
<p>2. What do you need for this game?</p> <p>(A) water, a big tub, and a mop</p> <p>(B) water, little pans, and apples</p> <p>(C) water, a big tub, and apples</p>	<p>4. What is the main idea?</p> <p>(A) how to play the game</p> <p>(B) how to clean apples</p> <p>(C) how to fill a tub</p>

SCORE

1. 😊 😐

2. 😊 😐

3. 😊 😐

4. 😊 😐

___ / 4

Total

Name: _____ Date: _____

Directions: Write each word with an -s on the end to show it means more than one. Write the plural words.



1.

kid

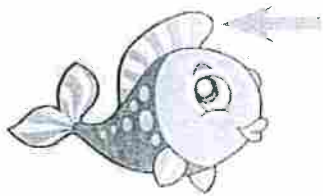




2.

bib





3.

fin





4.

pig




Name: _____ Date: _____

Directions: Read the text. Look at the pictures. Then, answer the questions.



Planning Solutions

Some plants have sharp parts. Sharp parts help protect the plant. Some animals have sharp parts, too. These help protect the animal.



1. Think about the way some plants and animals protect themselves. How could you build a fence that would protect an area the same way?
 - a. Give the fence sharp parts.
 - b. Give the fence soft parts.
 - c. Give the fence sticky parts.
2. You see a rose. It has many thorns. Why can this be a problem?

Name: _____ Date: _____

Directions: Read the story. Answer the questions. You can write or draw.

Amy was walking home from school. It began to rain. She began to run. Then, she heard thunder. There was lightning.

She ran in the house. She hugged her mom. Her mom told Amy they were safe. Amy was all wet!



Economics

1. What does Amy need? What does Amy want?

Needs	Wants



Colonel NTI Packet

2025 – 2026

1st Grade

Day 10

Table of Contents

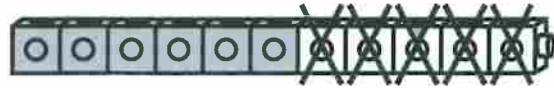
Subject	Assignment
Math	Reteach to Build Understanding 4 - 5
Language Arts	Week 2, Day 4 – 5 Story (Reading) Week 2, Day 5 (Reading) Week 2, Day 5 (Spelling and Word Study)
Science	Week 2, Day 5 (Life Science)
Social Studies	Week 4, Day 5 (Economics)

AZ Vocabulary

1. **Related facts** are addition and subtraction facts that have the same numbers.



$$6 + 5 = 11$$



$$11 - 5 = \underline{\quad}$$

2. Use the addition fact to solve the related subtraction fact.
Cross out cubes to help you.



$$8 + 7 = \underline{15}$$



$$15 - 7 = \underline{\quad}$$

3. Use the addition fact to solve the related subtraction fact.
Cross out cubes to help you.



$$7 + 4 = \underline{\quad}$$



$$11 - 4 = \underline{\quad}$$

4. Use the addition fact to solve the related subtraction fact.
Cross out cubes to help you.



$$6 + 7 = \underline{\quad}$$



$$13 - 7 = \underline{\quad}$$


On the Back!

5. Use 2 colors of cubes to make a cube train. Write an addition fact and a related subtraction fact to match your cube train.

NAME: _____ DATE: _____

Bobbing for Apples

Get ready for a fun game! This is what to do. First, get a big tub. Put water in the tub. Add lots of apples. Take turns with some friends. Try to get an apple out. No hands! You have to bite your apple. Have fun bobbing for apples!



NAME: _____ DATE: _____

SCORE

___ / 4



Reread "Bobbing for Apples."



Think **about** how to bob for apples.

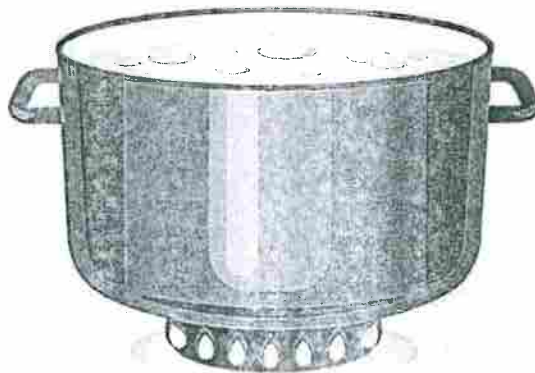


Write **about** how to play the game.

Handwriting practice lines consisting of solid top and bottom lines with a dashed middle line. There are 10 sets of these lines provided for writing.

Spelling and Word Study

Name: _____ Date: _____






Directions: Write a sentence using each word.**Example:** *lid*: The pot is missing a lid.1. *six*: _____2. *quit*: _____3. *kids*: _____

Name: _____ Date: _____

Directions: Read the text. Put an X in the correct boxes of the chart. Then, answer the question.

Birds that swim a lot have special feet. Their feet are webbed. This means their toes are connected.



	Duck 	Sparrow 	Penguin 
Webbed feet 			
Not webbed feet 			


1. Why might birds that swim a lot have webbed feet?

Name: _____ Date: _____

Directions: Look at the chart. Fill in the missing words or pictures.



Economics

Needs	Wants
 <p data-bbox="248 835 792 884">She needs warm clothes.</p>	<p data-bbox="865 842 1430 890">She wants a purple jacket.</p>
<p data-bbox="245 1297 816 1346">She needs a healthy drink.</p>	 <p data-bbox="862 1297 1398 1346">She wants _____.</p>
 <p data-bbox="241 1782 789 1831">He needs a _____.</p>	 <p data-bbox="857 1782 1395 1831">He wants a _____.</p>

