



# Online Class Instructions

## Google Meet



You need a [gmail](#). If you don't have a gmail/google account, you need to create one for your class.

### How to download the Google Meet app

If you use a laptop or computer, you don't need to download anything.

If you use a phone, tablet, or ipad, you will need to **download the Google Meet app** now.

- ✓ Go to the **App store** or **Google Play**



- ✓ Download the **Google Meet** app



- ✓ **Allow access to the video and microphone** when you download the app

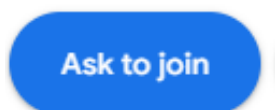
### How to join your online class

Your teacher will email you a link.

- ✓ Open your **gmail** and find the email from your teacher.
- ✓ **Click on the link** to join the class online. See example below – this is NOT your class link – just an example.

**Video call link:** <https://meet.google.com/xxx-xxxx-xxx>

- ✓ Click **Ask to join**



# Google Meet on a computer or laptop

