

PowerSchool Professional Learning

General User Directions

Faculty and staff members may register for courses, check personal in-district transcripts, and request out-of-district course credit.

Sign into PowerSchool Professional Learning

1. Go to Clever.com and find the PowerSchool Professional Learning link or go to <https://dd2.pl.powerschool.com/>.
2. If you are not logged in automatically, use your Microsoft O365 credentials to log in.

Home Screen

1. Information about renewing, upgrading, and adding areas of certification
 - If you have any questions about certification, please contact Jean Nettles at knettles@dorchester2.k12.sc.us.
2. Recommended Training
 - Trainings that have been recommended to you by instructors will appear here. These trainings will be optional, but highly recommended.
3. Required Training
 - Trainings may have prerequisites that need to be attended before an attendee can move on to another training. You will find these required trainings here.
4. My Messages
 - Messages sent by instructors and/or important messages from the staff development department may be sent through the Professional Learning system.
5. Calendar
 - Sections that you have registered for will show on the date of the training.

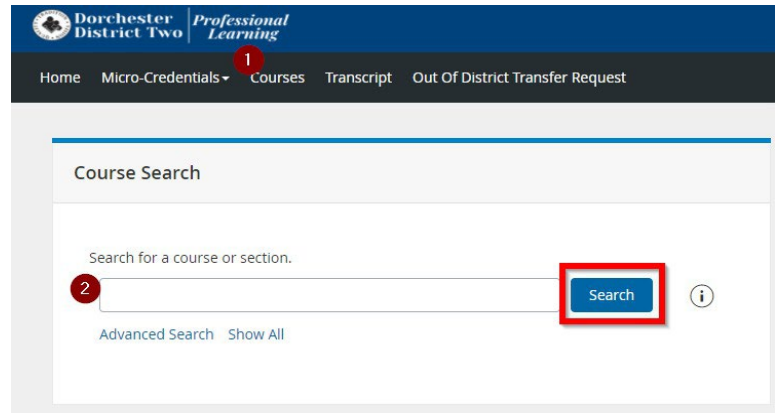
- Calendars from Professional Learning may be connected with Microsoft Outlook calendars for a combined calendar of events.
6. Help
 - Find any recent updates and/or help topics
 7. Manage Profile and Logout
 - Upload a picture
 - Find employee information and demographics

NOTE: Do not change password in this profile. All information is taken through a personnel import file.

Searching for Courses and Trainings

Search by title and/or keywords.

1. On the top bar, click on the **COURSES** tab.
2. To search for a course or section, type the title or keywords into the search field. Click **SEARCH**.
 - a. Use the **ADVANCED SEARCH** button for a more specific search.



Search by Content Area tags.

1. Under **FIND COURSES BY TAGS**, click on the desired content area or grade level.
2. Once in the search results, refine your search by clicking on the down arrows in content area, grade level, learning opportunity type, and/or credit area.
3. Click on the boxes next to the topics to select your choice.

Please note: if the instructor of a course did not tag the course with the specific tags, the course will not appear in your search results.

Registering and Finding Information on Courses and Trainings

After searching for a course, your course will appear in the search results.

Instructor Led | #HW3716 Jason Foundation Suicide Prevention Training: Module 5

Note: Module 5 is the only required Jason Foundation Training for middle and high school certified staff that fulfills the Jason Platt Act and meet certificate renewal requirements. This training module through The Jason Foundation provides specialized training for educators, law enforcement, youth leaders and others who work closely with youth. This training is an overview of the magnitude of the problem of youth suicide and provides information on awareness and the prevention of youth suicide. It also includes statistical data, signs of concern of possible suicidal thoughts, elevated risk factors and resources for help. A login and password are required to access the training module and may be obtained by visiting <http://jasonfoundation.com/get-involved/educator-youth-worker-coach/professional-development-series/>. Upon entering the training modules site you will find five modules. After completion of the viewing a short certification assessment must be completed and a certificate printed out. Participants should make a copy of the printed certificate and forward it to Mrs. Paula Cooper at the District Office, Staff Development. This training is mandatory for all educators with South Carolina licensure as a result of the Jason Platt Act that was signed into law May 17, 2012. The law requires renewals beginning with the 2013-2014 school year; the Department of Education shall require two hours of training in youth suicide awareness and prevention as a requirement for the renewal of credentials of individuals employed in a middle school or high school as defined in Section 59-1-150. The required training shall count toward the one hundred twenty renewal credits specified in Department of Education regulations for renewal of credentials." This training is required once for South Carolina licensed educators.

Description of the course

View types of credit available

Credit Views 0

Date and Time

07/01/2019 @ 12:00 am

Seats available in this specific section

Seats: 347 left of 500

Register for the section

Register


Select a section to register

#2020371601 Jason Foundation Suicide Prevention Training: Module 5

Quickly find more information about the section.

After searching for a course, your course will appear in the search results.

Section Details

Clicking on the  icon in the course search results will give more information about the section such as important notes, instructor names, and location.

Section Details

Section Number : 2020371601

Section Title : Jason Foundation Suicide Prevention Training: Module 5

Notes: Participants should make a copy of the printed certificate and forward it to Mrs. Paula Cooper at the District Office, Staff Development. Please Note: Module 5 is a 2 hour course

Date : July 1, 2019 - June 15, 2021
12:00 am - 11:59 pm

Instructor(s) : KENNETH WILSON - kwilson@dorchester2.k12.sc.us

Address :

Max Class Size : 500

Registered : 153

Location :

File Attachments : There are no attachments.

[Close](#)

Registering for a Course Section

1. Click Register on the desired section.
2. Confirm and review the course information. Make any note of Section Notes and class dates. Click Next.
3. A confirmation screen will appear and an email will be sent if you registered successfully.
4. Find any courses you're registered for under the Courses tab listed under My Courses.

Register for Jason Foundation Suicide Prevention Training: Module 5

Congratulations

You have successfully registered for Jason Foundation Suicide Prevention Training: Module 5.



[My Course List](#)





[Course Search](#)

Calendar Updates

[Click here to connect this event and your other calendar data to an external calendar or to download the .ics file.](#)

My Courses

 My Learning Opportunities [View All](#) 

-  Jason Foundation Suicide Prevention Training: Module 5
Section: 2020371601
-  Designing Virtual/Blended Environments: OneNote Class and Staff Notebooks
Section: 2020010899
Location: Online/Virtual
-  Tech Tuesday: Student Device Information
Section: 2020013999
Location: Online/Virtual
-  Tech Tuesday: Scheduling a Teams Meeting with Students
Section: 2020014099
Location: Online/Virtual

[My Transcript](#) [Manage And Withdraw From Courses](#)

Withdrawing from Courses

1. From the Courses Tab, under My Courses, click on Manage and Withdraw from Courses.
2. Beside the title of the Course, click on the X under the Actions column.
3. Click Withdraw on the next window to confirm.

Viewing Your Transcript

1. Click on the Transcript tab.
2. Fill in the desired date range. Click search.
 - a. If you do not want to view a certain date range, all of your courses will be listed at the bottom of the page.
3. Click on the credit type tab to filter by specific credits.
4. You may email a PDF or print the transcript.

Out of District Transfer Request

To receive renewal credit for attending staff development which is not listed in Dorchester Two's Professional Learning portal:

1. Click on the Out of District Transfer Request tab.
2. Click on New Request.
3. Click on Out of District Transfer Request. **Do not click on zz-Do not use – Workflow for Historical Transcript.**

The screenshot shows the 'Out of District Transfer Request' page. At the top, there is a navigation bar with 'Home', 'Micro-Credentials', 'Courses', 'Transcript', and 'Out Of District Transfer Request'. Below this is a header for 'Out of District Transfer Request' and a 'My Requests' section. The 'My Requests' section has tabs for 'Pending/Denied Requests', 'Approved', and 'Archived'. There is a dropdown menu for 'Approval Type' set to 'All Approval Types' and a 'Select' button. A 'New Request' button is visible. A table with columns 'STATUS', 'TITLE', 'TYPE', 'HOURS', 'CREDITS', 'DATE REQUESTED', and 'DATE UPDATED' is shown, but it contains '0 results'. A legend at the bottom identifies request statuses: 'Request Not Submitted', 'Pending Pre-Approval', 'Not Submitted', 'Pending Credit Approval', and 'Declined'. A red circle '2' is next to the 'New Request' button, and a red circle '3' is next to the 'Out of District Transfer Request' link in the table header.

4. Enter the information in the approval form.
5. Attach proof of evidence.
 - a. When attending trainings in other locations outside of the district, always ask the presenter for documentation of attendance. The request for credit cannot be approved without documentation.
6. Click Submit for Credit Approval.

Professional Development department will review and approve Out of District Transfer requests.