



**KEEPING SCHOOLS
SAFE**

School Safety Data Report, SY2024-2025, Q3 and Q4 September 2025

Mission

The objective of Alexandria City Public Schools strategic plan is to provide an equitable, high quality education which is accessible and engaging to all students in a five-year strategic plan approved by the Alexandria City School Board on May 8, 2025. The plan's mission is to be a bold, student-centered roadmap that reaffirms our commitment to providing every student, regardless of background, with access to a high-quality education. The new five-year plan builds upon the work of the Equity for All Strategic Plan and reflects the voices and shared values of students, families, staff and community members. The Facilities and Operations Department (via the Office of Safety and Security Services) works diligently to remove a potential barrier, unsafe school environments, in an effort to further the strategic plan.

Overview

The Office of Safety and Security Services manages and oversees all safety-related services for the school division to include emergency management procedures and protocols, assignment of school security officers, hardened safety infrastructure and the school law enforcement partnership with Alexandria Police Department. This office also collects, reviews and reconciles data related to incidents on school campus grounds and/or school-sponsored activities. The purpose of this report is to present the data (founded and unfounded) for:

- School Incidents for specified quarter(s).
- Calls for Service/Assistance by APD data for specified quarter(s).

Data Submission and Collection Methodology

Safety data is submitted in the following ways:

- ***Incident Report:*** School administrators will submit an Incident Report at the conclusion of an incident on school grounds.
- ***ACPS Calls for Service Form:*** If the Alexandria Police Department is requested to assist during a school safety incident, the school administrator completes and submits this form to the Director of Safety and Security Services.

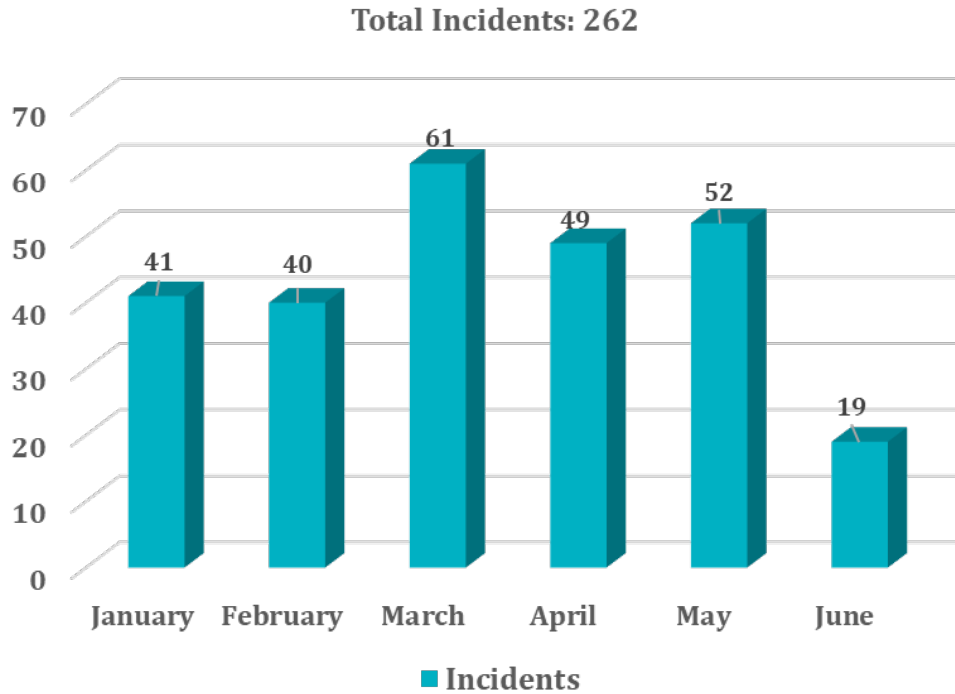
Once an incident report is submitted, the Office of Safety and Security Services collects the data into a template. This template is updated regularly and captures division-level data to include number and types of incidents per school, per day and per month. ***It is important to note that all information related to student discipline data is collected and reviewed by the Department of Student Services and Equity. That data is not included in this report.***

Information that may reveal student identity will not be shared through this report. It is also understood that some statistics may change as a result of change in case status or data error.

**School Safety Data Report, SY2024-2025, Q3 and Q4
September 2025**

Q3 and Q4 Incident Data Summary
(By Month, School Type, Semester Comparison, and Individual School)

Monthly Summary



During quarters three and four of SY24-25, there were a total of 262 incidents that occurred. These incidents fell into the following categories:

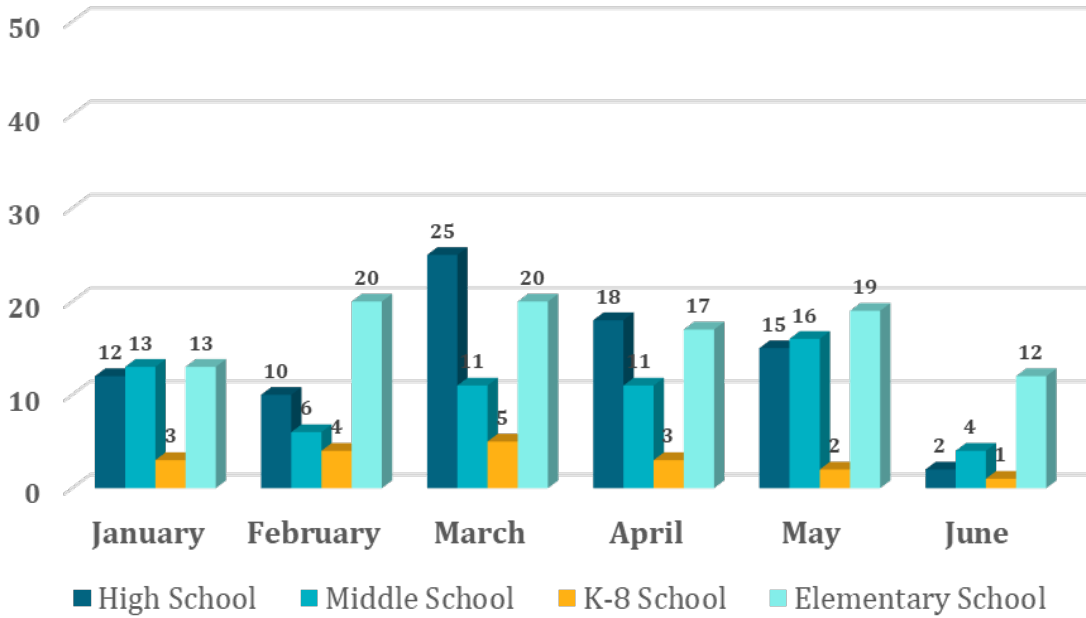
- Other (51)
 - The category of “other” includes the following incidents:
 - Inappropriate Photos (1)
 - Detective Visit (1)
 - Secure the Building (1)
 - Parents Didn’t Pick Up Child (1)
 - Protective Order Served (on ACPS employee) (1)
 - False Emergency Report (1)
 - Animal in the Building (1)
 - Disruptive Parent (3)
 - Disoriented Adult (1)
 - Trespass (5)
 - Sharing Unknown Substance (1)
 - Student Robbed on DASH (1)
 - Non-ACPS Property Damage (1)

**School Safety Data Report, SY2024-2025, Q3 and Q4
September 2025**

- Parent Consult with SRO (3)
 - Report of a Weapon (2)
 - Confirmed Weapon (1)
 - Non-ACPS Child left unattended (1)
 - Suspicion of Students Engaged in Physical Touching (2)
 - Social Media Incident/Shared Photo or Video (2)
 - Student in Distress (3)
 - Bus Stop/Bus Incident Adult (2)
 - Gas Smell Evacuation (1)
 - Stuck in Elevator (1)
 - Threat Assessment (2)
 - Welfare Check (3)
 - Student on the Street (1)
 - Student ran out of school (2)
 - Burned Lunch Tray (1)
 - Burned Paper (1)
 - Graffiti (1)
 - Vandalism (1)
 - School Bus Fender Bender (2)
-
- Fights/Assault (83)
 - Injuries/Medical Assistance (66)
 - Reports of Missing Student (15)
 - Threats (Verbal / Cyber / Social Media) (9)
 - Controlled Substances (5)
 - Prohibited Items/Materials (12)
 - Child Protective Services Reports (0)
 - Suspicious Activity (5)
 - Alarms (5)
 - Theft (2)
 - Sexual Assault/Sexual Misconduct (1)
 - Inappropriate behavior of a sexual nature
 - Weapons (Founded or Unfounded) (8)
 - For this reporting period, the following weapons have been confiscated on school grounds:
 - Knives (6)
 - Stun Guns/Tasers (1)
 - Pepper Spray (1)
 - Vandalism (0)

**School Safety Data Report, SY2024-2025, Q3 and Q4
September 2025**

Incident Report by School Type



There were:

- **101** incidents at the Elementary School Level (*Previous Report 115*)
- **18** incidents at the K-8 Level (*Previous Report 10*)
- **61** incidents at the Middle School Level (*Previous Report 87*)
- **82** incidents at the High School Level (*Previous Report 67*)

Incident Reporting: Comparison by Reporting Period (Totals)

*Note: During quarters three and four of SY24-25, there were a total of **262** incidents that occurred, versus 279 incidents for the first two quarters of SY24-25. There was a decrease in overall incidents.*

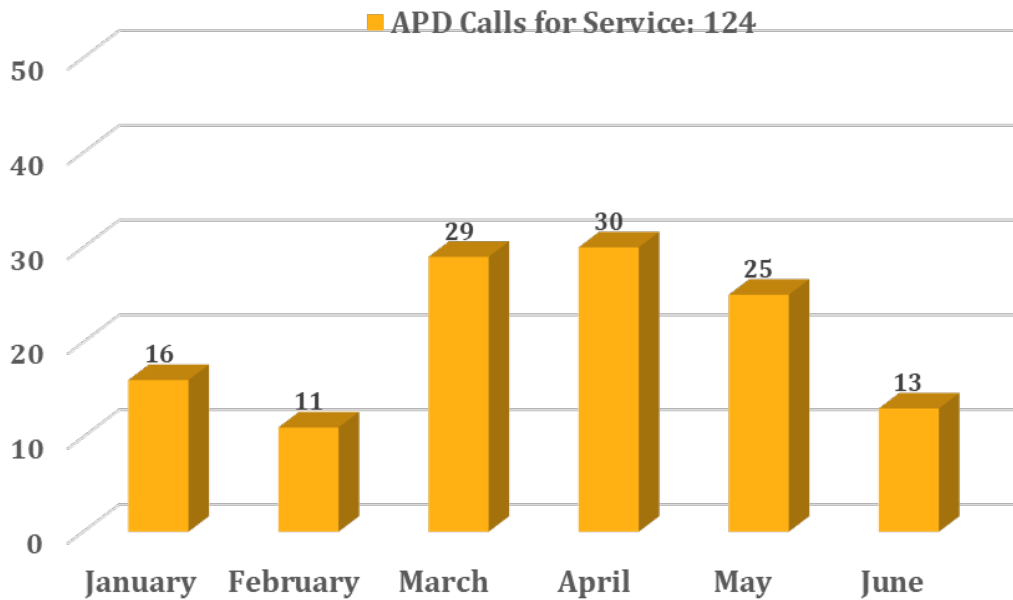
**School Safety Data Report, SY2024-2025, Q3 and Q4
September 2025**

Incident Reporting: Comparison by Reporting Period (Type)

Incident Category	SY23-24 (S1)	SY23-24 (S2)	SY24-25 (S1)	SY24-25 (S2)	Change from Previous Report
Fights/Assaults	56	69	82	83	+1
EMS Assistance (Non-Fight/Assault Related)	43	66	51	66	+15
Weapons	5	4	7	8	+1
Controlled Substance	9	12	3	5	+2
Threats (Verbal/Cyber/Social Media)	9	16	22	9	-13
Missing Student Reports	6	19	21	15	-6
Suspicious Activity	4	9	5	5	-----
Alarms	3	7	8	5	-3
Sexual Assault/Sexual Misconduct	3	4	5	1	-4
Theft	6	5	4	2	-2
Prohibited Items/Materials	7	11	8	12	+4
Other	57	73	63	51	-12

APD Calls for Service

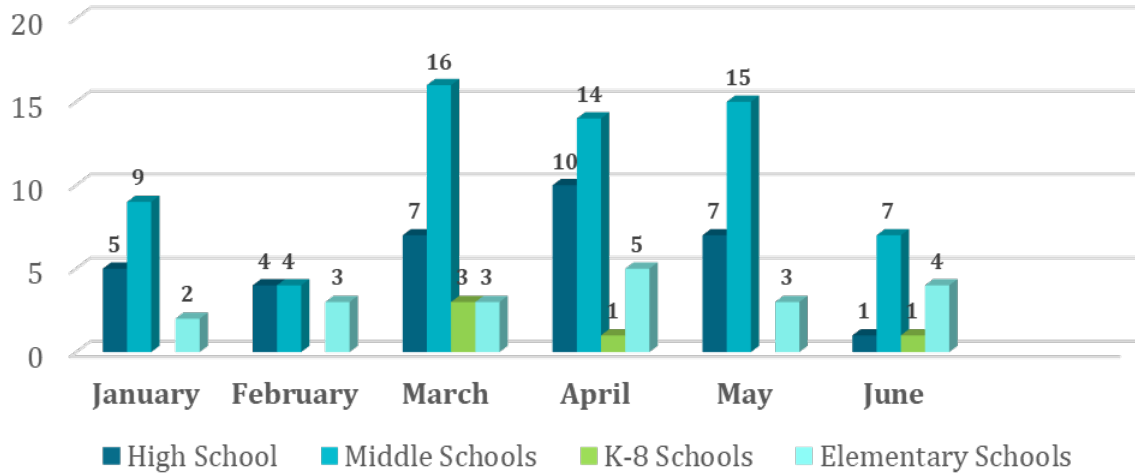
Total Calls for Service, Q3 & Q4 by Month



Note: During quarters three and four of SY2024-2025, there were a total of 124 APD Calls for Service.

**School Safety Data Report, SY2024-2025, Q3 and Q4
September 2025**

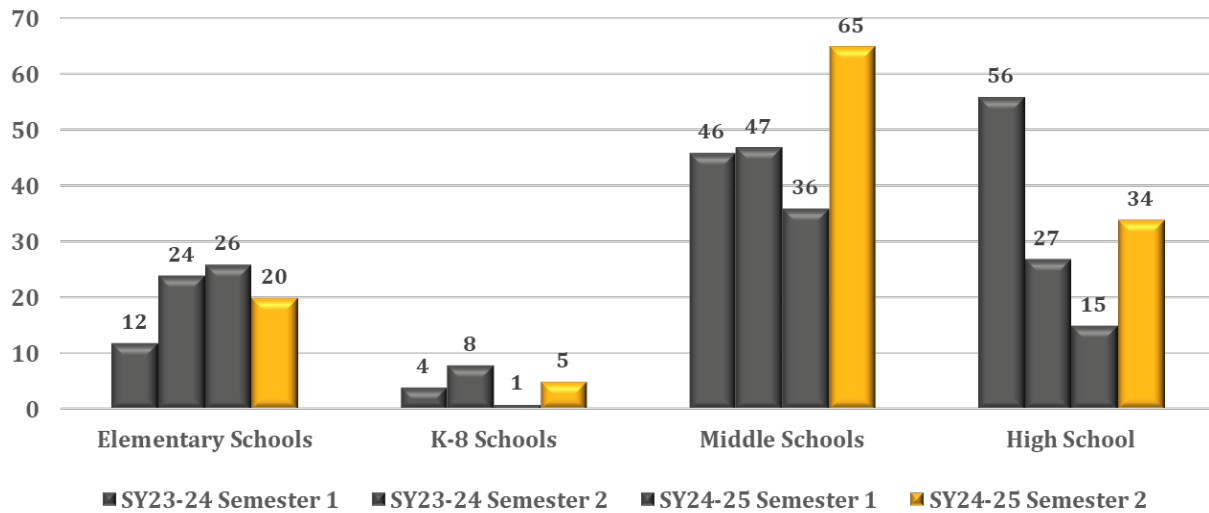
Total Calls for Service, Q3 & Q4 by School Type



There were:

- **20** APD Calls for Service at the Elementary School Level (*Previous Report 26*)
- **5** APD Calls for Service at the K-8 Level (*Previous Report 1*)
- **65** APD Calls for Service at the Middle School Level (*Previous Report 36*)
- **34** APD Calls for Service at the High School Level (*Previous Report 15*)

APD Calls for Service: Semester Comparison

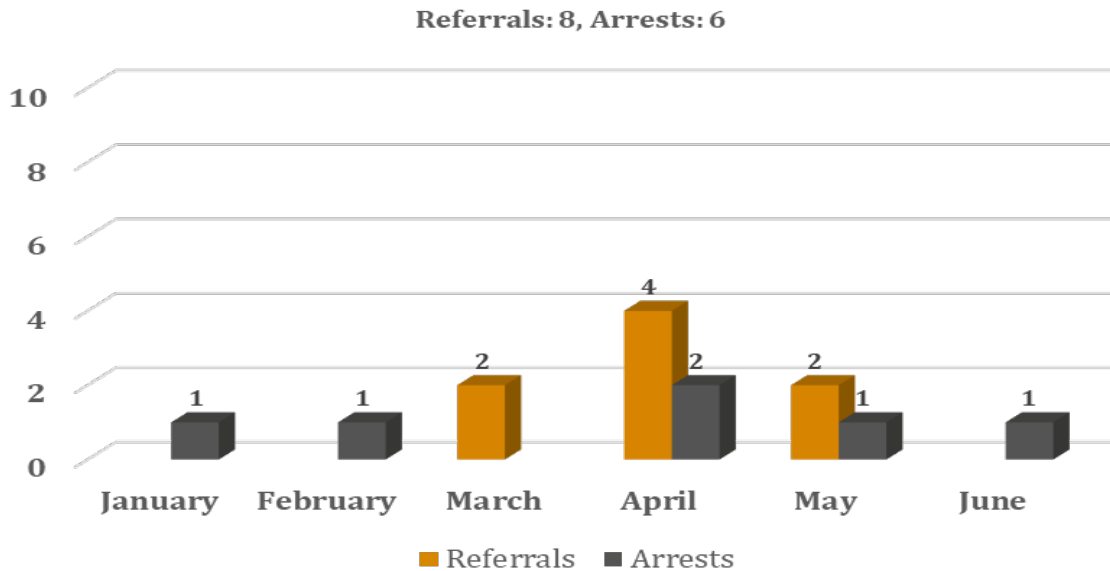


**School Safety Data Report, SY2024-2025, Q3 and Q4
September 2025**

SY24-25, Semester 1 = 78 calls for service	SY24-25, Semester 2 = 124 calls for service
SY23-24, Semester 1 = 118 calls for service	SY23-24, Semester 2 = 106 calls for service
SY22-23, Semester 1 = 74 calls for service	SY22-23, Semester 2 = 137 calls for service

Arrests & Referrals

Monthly Summary



During quarters three and four of SY2024-2025, there were a total of 8 students referred to the court and 6 students arrested.

8 Referrals were made in regards to a violation of law on and off school grounds, in relation to the following categories:

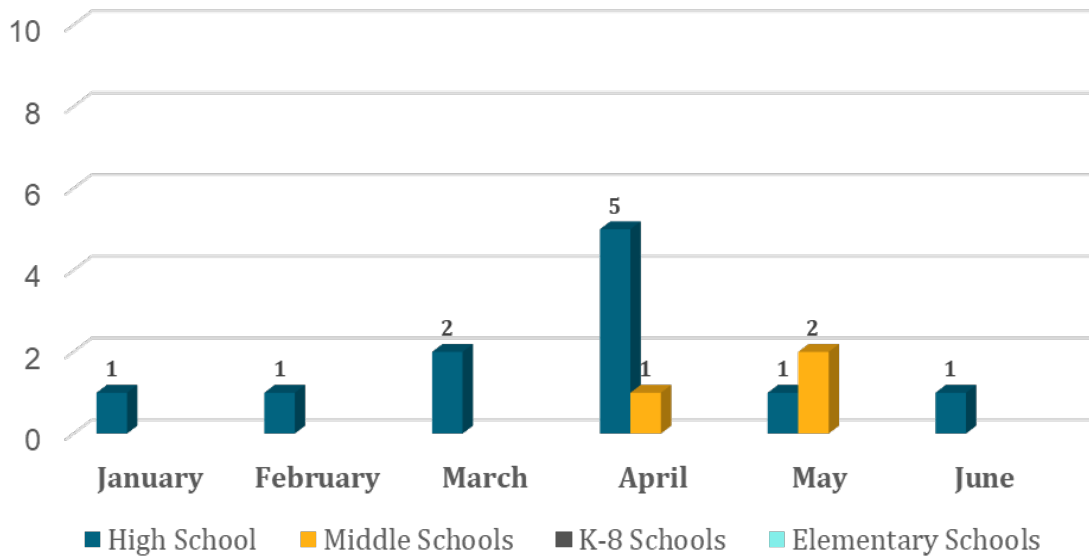
- Accident Hit & Run (1) (Off Campus Occurrence)
- Alcohol Possession by a Minor (1) (Off Campus Occurrence)
- Assault & Battery (1) (On Campus Occurrence)
- Controlled Substance (2) (On Campus Occurrences)
- Obstruction of Justice (1) (On Campus Occurrence)
- Police Information/Swatting (1) (On Campus Occurrence)
- Illegal Weapon Possession (1) (Off Campus Occurrence)

School Safety Data Report, SY2024-2025, Q3 and Q4
September 2025

6 Arrests were made in regards to a violation of law on and off school grounds, in relation to the following categories:

- Assault (3) (All On Campus Occurrences)
- Probation Violation (1) (On Campus Occurrence)
- Illegal Possession of a Weapon (1) (On Campus Occurrence)
- Warrant Service (1) (On Campus Occurrence)

Arrests & Referrals by School Type

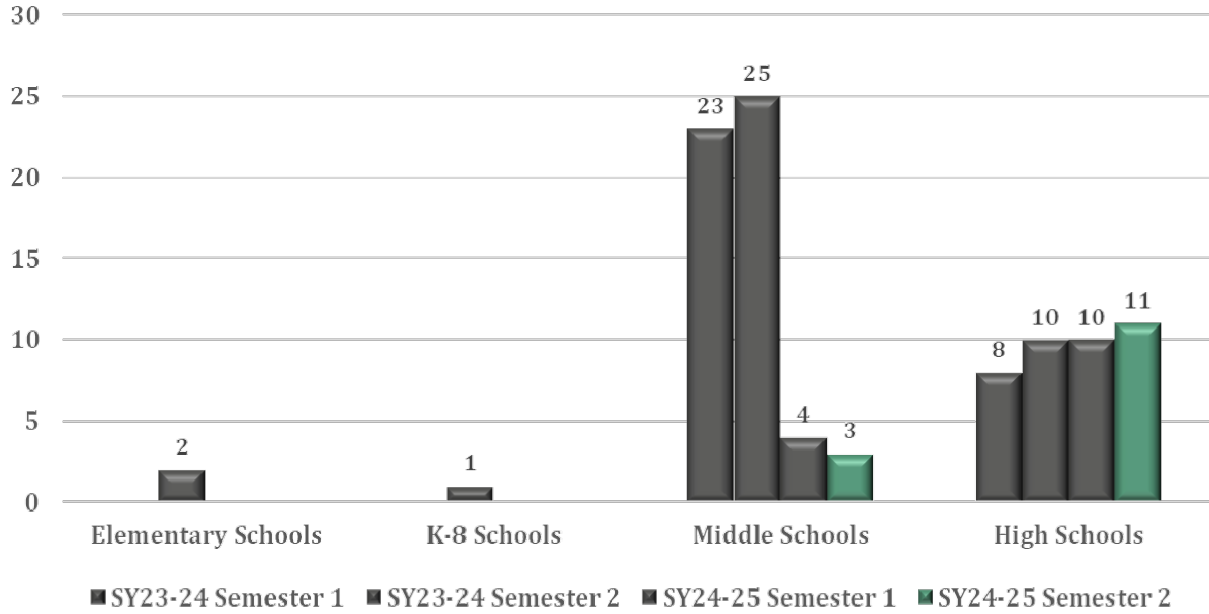


There were:

- **0** arrests & referrals at the Elementary School Level
- **0** arrests & referral at the K-8 School Level
- **4** arrests & referrals at the Middle School Level
- **10** arrests & referrals at the High School Level

**School Safety Data Report, SY2024-2025, Q3 and Q4
September 2025**

Arrests/Referrals by School Type: Semester Comparison



SY24-25, Semester 1 = 14 arrests & referrals	SY24-25, Semester 2 = 14 arrests & referrals
SY23-24, Semester 1 = 31 arrests & referrals	SY23-24, Semester 2 = 38 arrests & referrals
SY22-23, Semester 1 = 20 arrests & referrals	SY22-23, Semester 2 = 41 arrests & referrals

Racial or National Origin/Composition of Arrests/Referrals

High School Arrests & Referrals – 10

- White Male (Non-Hispanic or Latino) – 4
- White Male (Hispanic or Latino) – 4
- Black Female (Non-Hispanic or Latino) – 1
- Black Male (Non-Hispanic or Latino) – 1

Middle School Arrests & Referrals – 4

- Black Female (Non-Hispanic or Latino) – 3
- White Male (Hispanic or Latino) – 1