



SY24-25 School Safety Data Review (Q3&Q4)

School Board Meeting
September 18, 2025



Essential Questions

What do the SY24-25 Q3 and Q4 data show?

How does the data compare to previous school years?

What are next steps in response to the data?

Data Collection and Reconciliation

Incident Reporting

- Mandatory notifications sent by School Administrators post-incident
- In line with ***SB Policy CLA***
- Incident reports ***do not*** always equate to a crime being committed
- Reconciled and logged by SSS once received

Call for Service Report Form

- Form completed by School Administrators when police assistance/support occurs
- In line with ***July 1, 2023 SLEP MOU Extension***
- Reconciled and logged by SSS once received

Analysis of APD Data

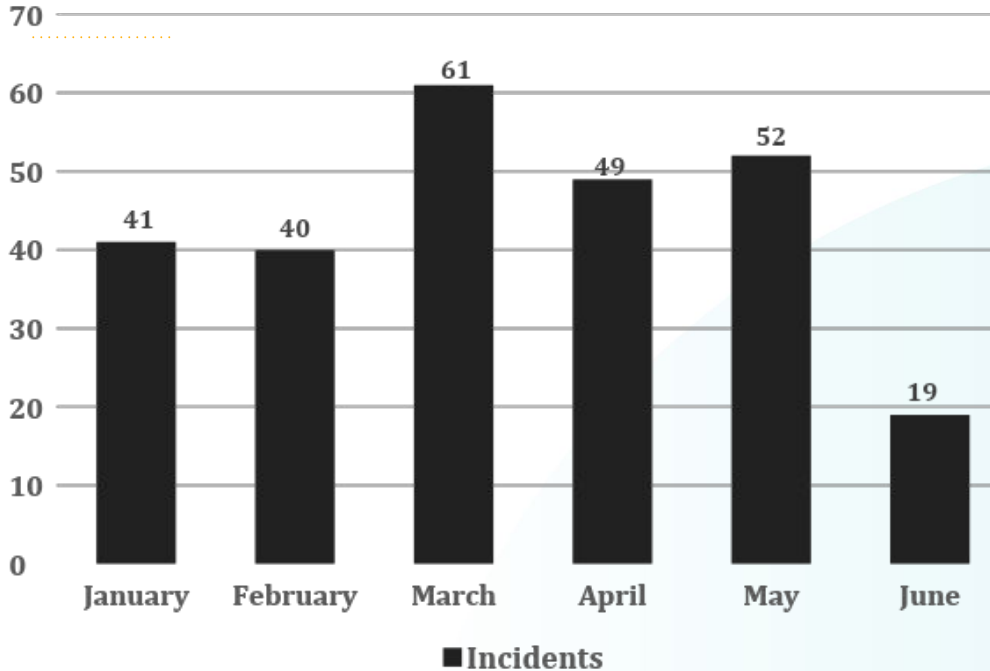
- Calls for Service reviewed and reconciled

Context

- This data is being shared to ensure continued transparency
- The Q3 and Q4 data for SY24-25 covers January-June 2025
- This presentation reflects data collected by Safety and Security Services only

Incident Reports by Month, Q3 and Q4

Total Incidents: 262

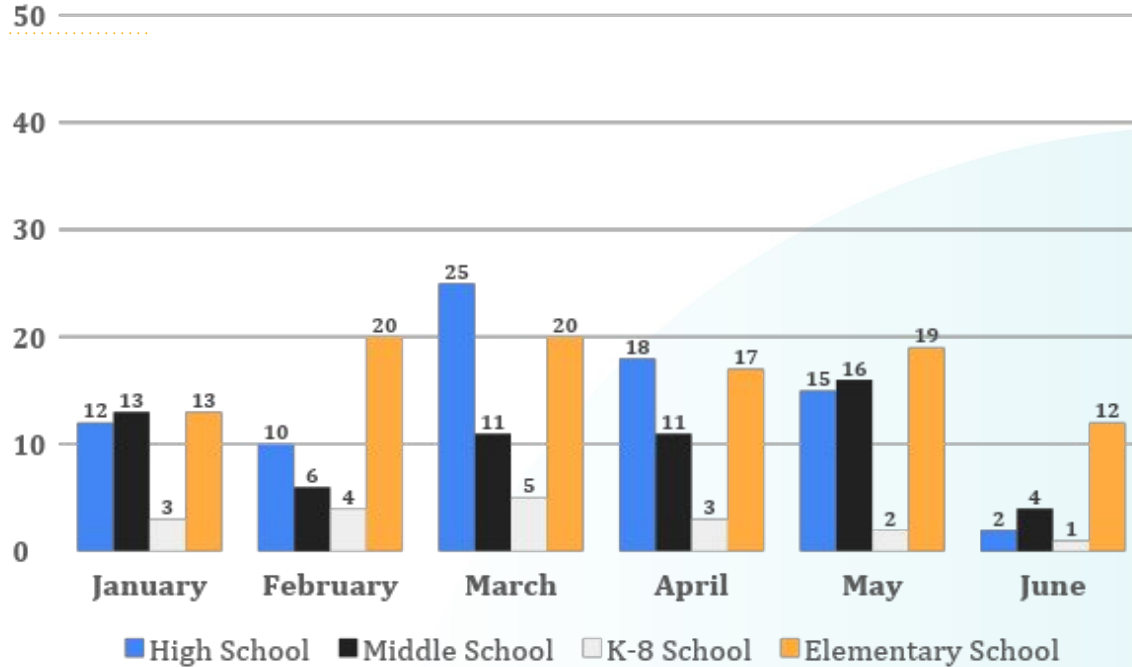


Incident Type	Quantity
Fights/Assaults	83
EMS Assistance (Non-Fight/Assault Related)	66
Other	51
Missing Student Reports	15
Prohibited Items/Materials	12
Threats (Verbal/Cyber/Social Media)	9
Weapons (Including Unfounded)	8
Controlled Substance	5
Suspicious Activity	5
Alarms	5
Theft	2
Sexual Misconduct	1
Vandalism	0
Sexual Assault	0



Incident Reports by School Type, Q3 and Q4

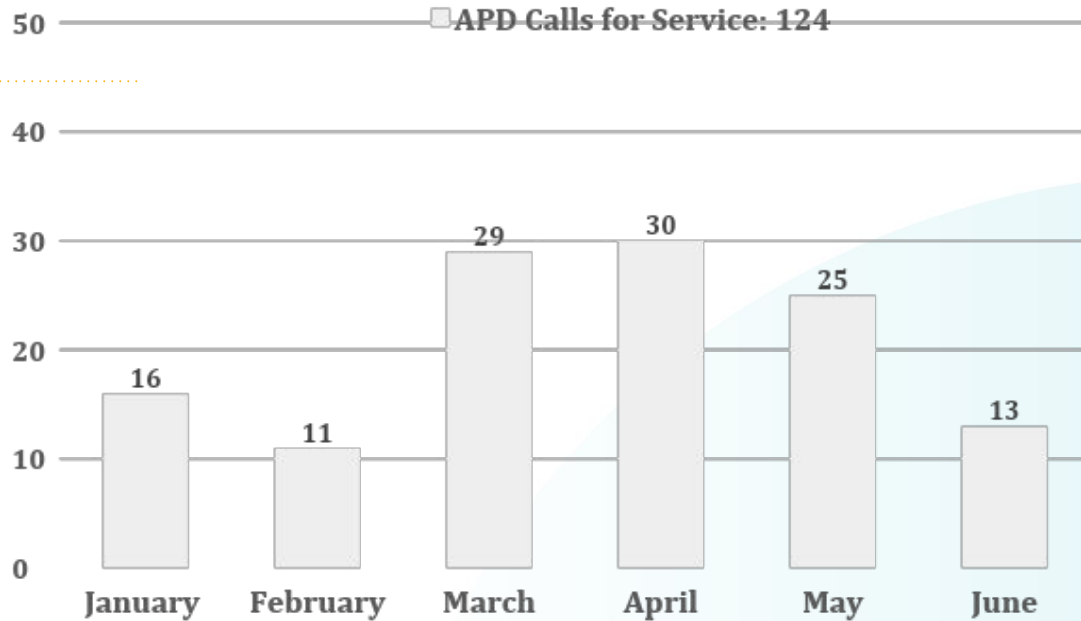
Incident Reports, School Type



School Level	Quantity
Elementary Schools	101
High School (All Campuses)	82
Middle Schools	61
K-8 Schools	18



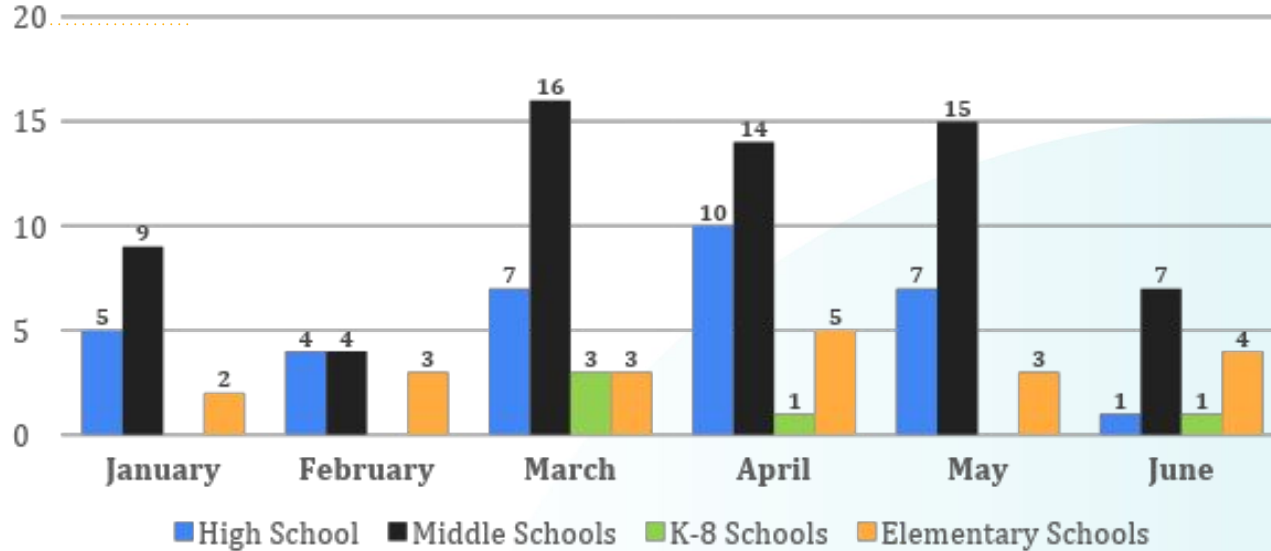
APD Calls for Service by Month, Q3 and Q4



It is important to note that **APD Calls for Service** are **not** solely in relation to support for incidents that are criminal in nature. Calls for Service include support for suspicious activity occurring on/near campus, assistance with missing student investigations, etc.

APD Calls for Service by School Type, Q3 and Q4

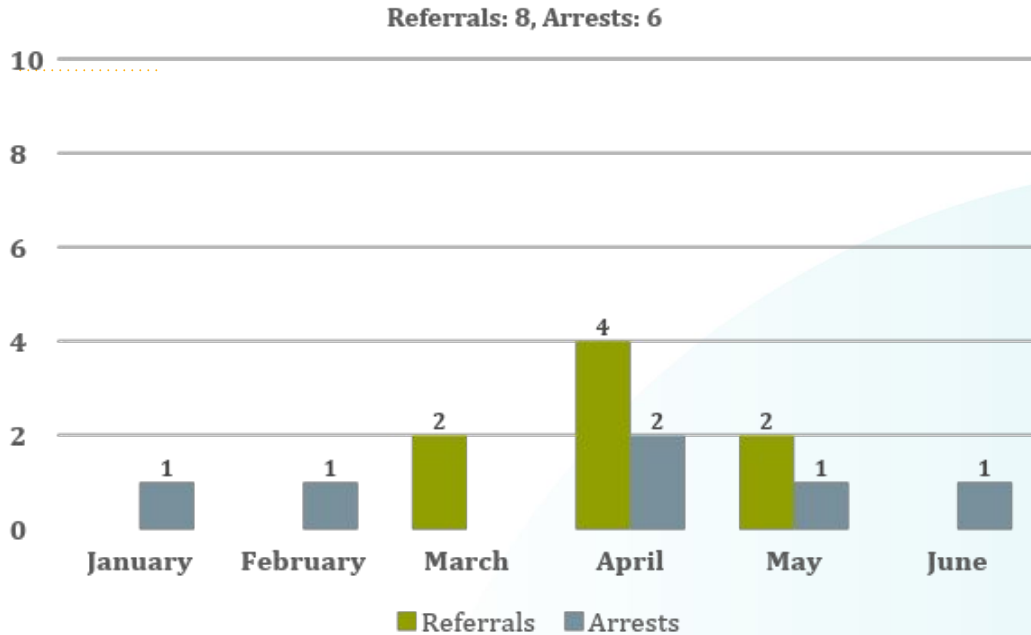
APD Calls for Service



School Level	Quantity
Middle Schools	65
High School (All Campuses)	34
Elementary Schools	20
K-8 Schools	5



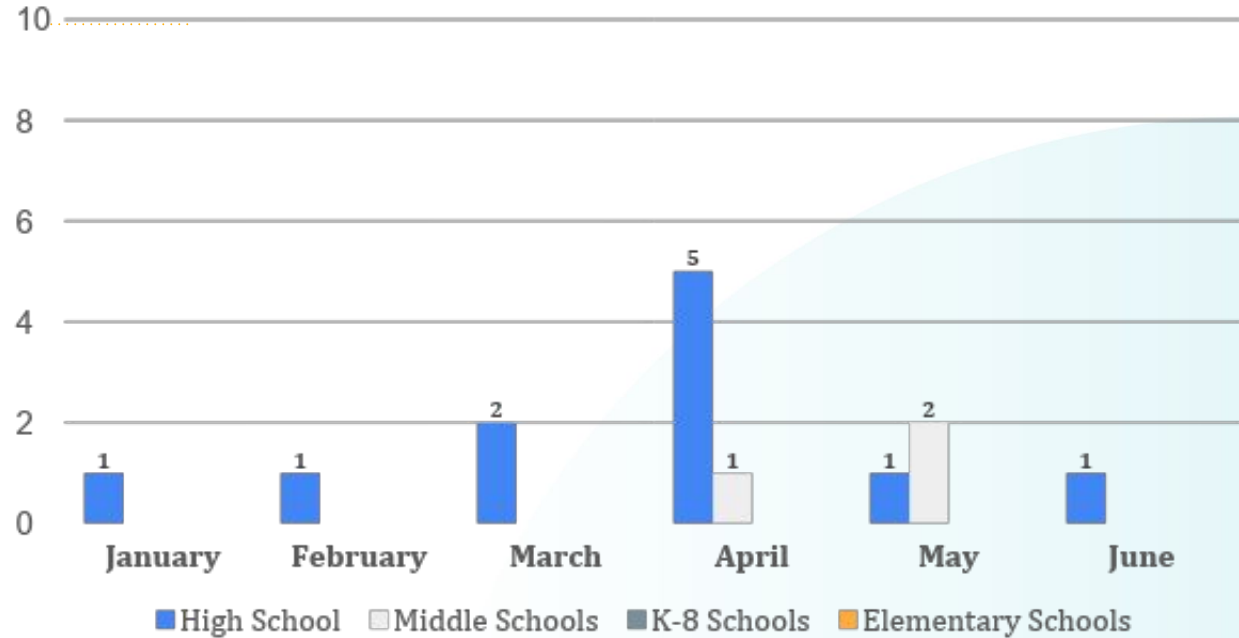
Arrests and Referrals by Month, Q3 and Q4



Arrest/Referral Categories	Quantity	On-Campus Occurrence	Off-Campus Occurrence
Hit & Run	1	0	1
Alcohol Possession by Minor	1	0	1
Assault	4	4	0
Controlled Substance	2	2	0
Obstruction of Justice	1	1	0
Police Information/Swattling	1	1	0
Illegal Possession of a Weapon	2	1	1
Probation Violation	1	1	0
Warrant Service	1	1	0

Referrals/Arrests by School Type, Q3 and Q4

Referrals/Arrests



Arrest/Referrals By School Type	Quantity
High School (All Campuses)	11
Middle Schools	3
K-8 Schools	0
Elementary Schools	0

Racial/Ethnic Composition of Arrests/Referrals, Q3 and Q4

High School Arrests & Referrals (10)

- White Male (Non-Hispanic or Latino) – 4
- White Male (Hispanic or Latino) - 4
- Black Female (Non-Hispanic or Latino)-1
- Black Male (Non-Hispanic or Latino) – 1

Middle School Referrals (4)

- Black Female (Non-Hispanic or Latino) – 3
- White Male (Hispanic or Latino) - 1

ACPS Student Enrollment Demographics:

- Asian: 6.5%
- Black: 23.4%
- Hispanic: 37.9%
- White: 26.9%
- Native Hawaiian/Pacific Islander: 0.3%
- Native American: 0.2%

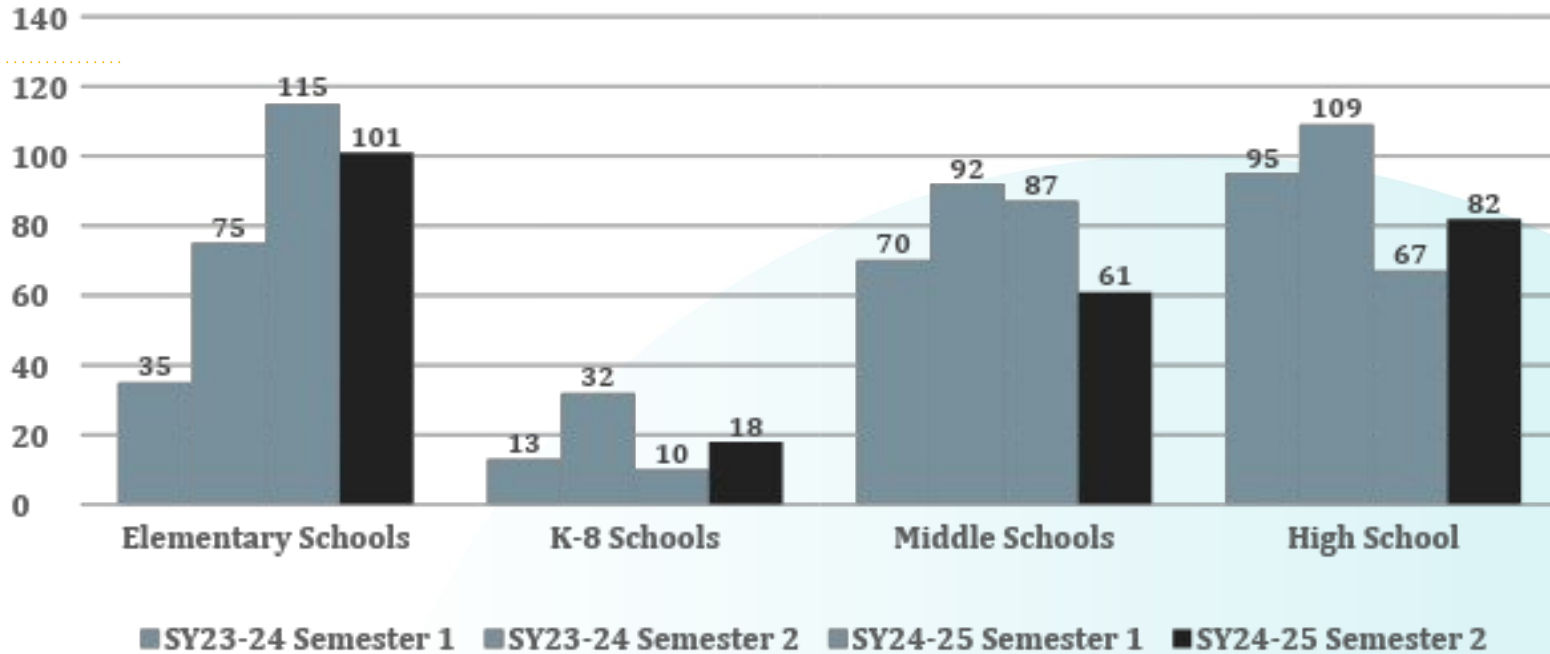
In an effort to better define composition of arrests and referrals, the ethnicity categories of “Hispanic or Latino” or “Non-Hispanic or Latino” have been updated and/or added.

2030 Strategic Plan — Nurture. Educate. Inspire.

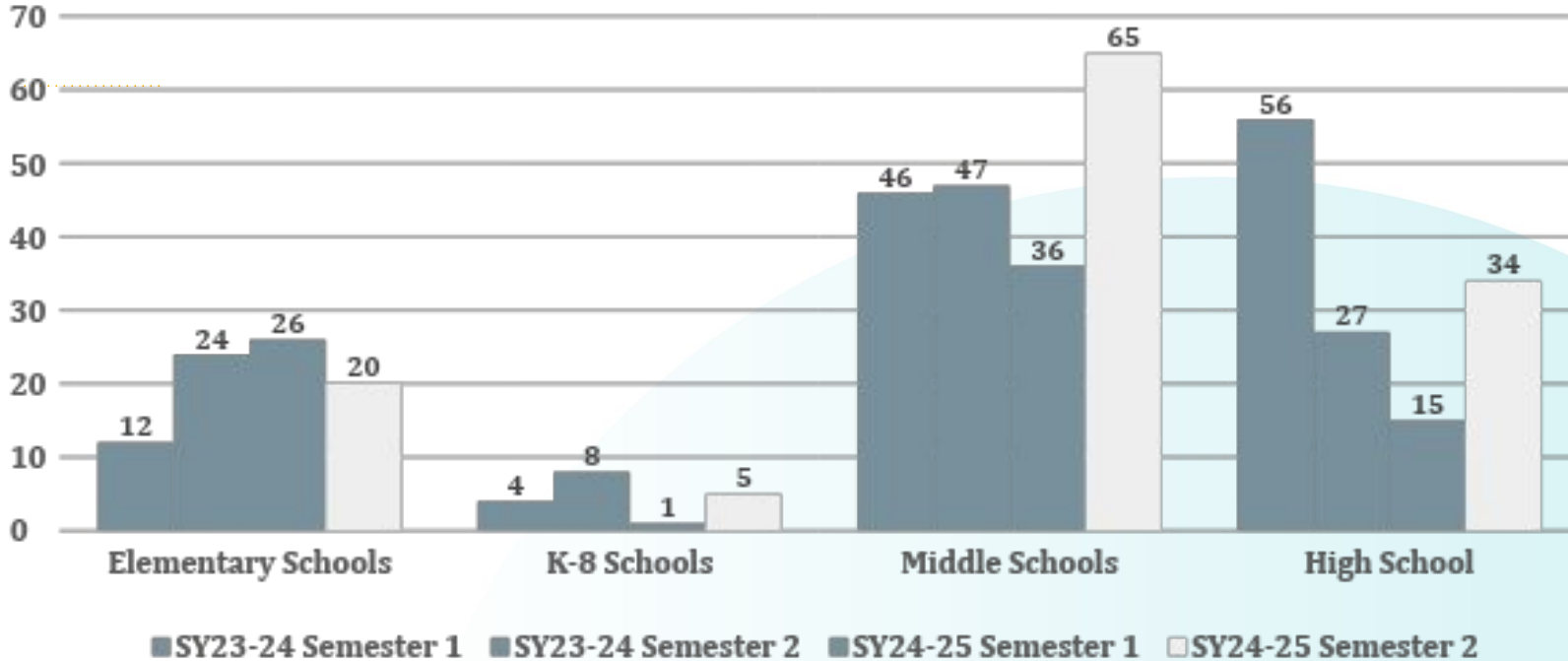
Incident Type Semester Comparison

Incident Category	SY23-24 (S1)	SY23-24 (S2)	SY24-25 (S1)	SY24-25 (S2)	Change from Previous Report
Fights/Assaults	56	69	82	83	+1
EMS Assistance (Non-Fight/Assault Related)	43	66	51	66	+15
Weapons	5	4	7	8	+1
Controlled Substance	9	12	3	5	+2
Threats (Verbal/Cyber/Social Media)	9	16	22	9	-13
Missing Student Reports	6	19	21	15	-6
Suspicious Activity	4	9	5	5	-----
Alarms	3	7	8	5	-3
Sexual Assault/Sexual Misconduct	3	4	5	1	-4
Theft	6	5	4	2	-2
Prohibited Items/Materials	7	11	8	12	+4
Other	57	73	63	51	-12

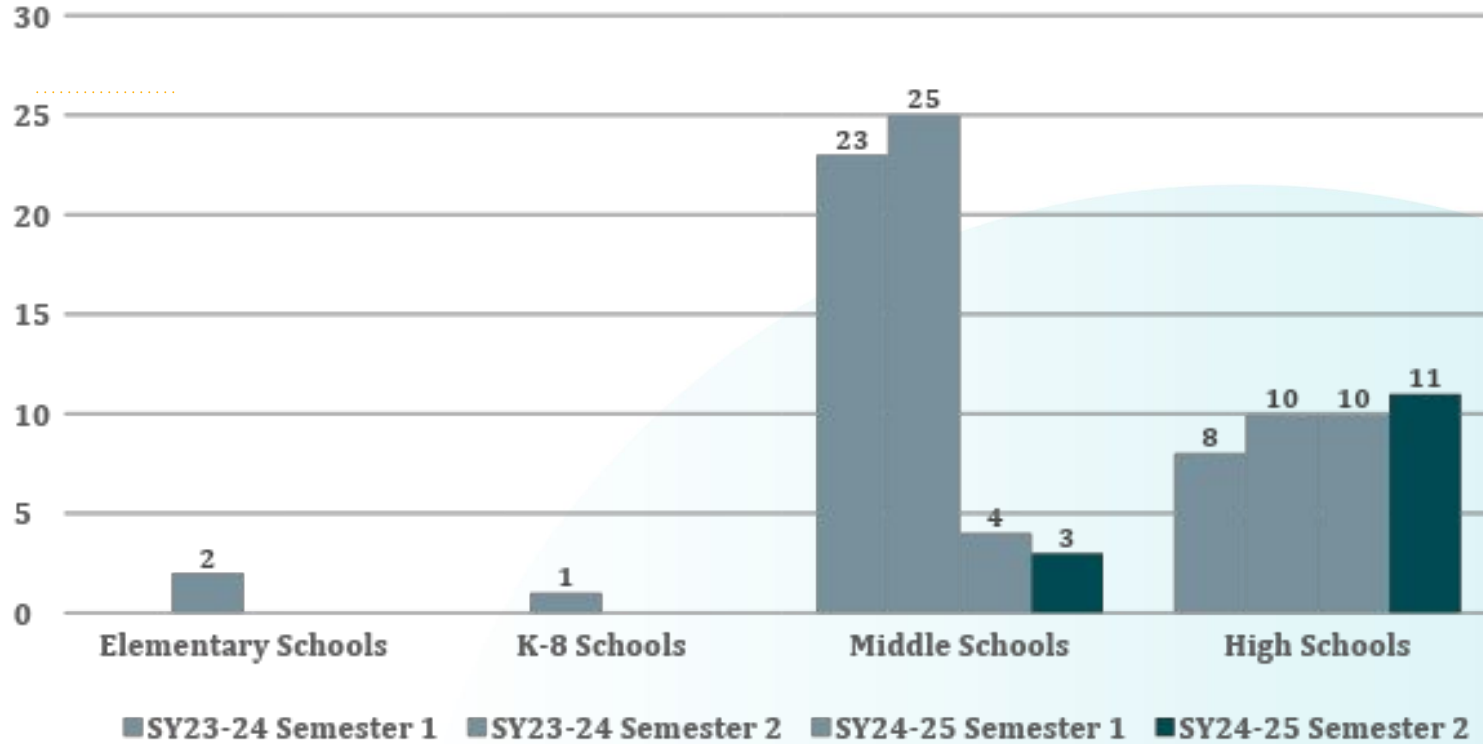
Incident Data, Semester Comparison



APD Calls for Service, Semester Comparison



Arrest and Referrals, Semester Comparison



2030 Strategic Plan — Nurture. Educate. Inspire.

Ongoing Supports

Support school administration with safety initiatives and processes

Strategic Plan Goal: Create safe, caring, inclusive environments where students feel supported and respected

SEL implementation

Strategic Plan Goal: Prepare students for life after high school with the skills, guidance and opportunities for success

Strategic Plan Goal: Engage and challenge every student to achieve academic excellence.

Weapons Abatement Program

Strategic Plan Goal: Create safe, caring, inclusive environments where students feel supported and respected

Mentoring Emphasis

Strategic Plan Goal: Prepare students for life after high school with the skills, guidance and opportunities for success

Communication with Students, Staff and Families

Strategic Plan Goal: Cultivate trust through clear communication and community engagement



2030 Strategic Plan — Nurture. Educate. Inspire.

Questions?

Superintendent

Dr. Melanie Kay-Wyatt

School Board

Michelle Rief, Chair

Christopher Harris, Vice Chair

Abdulahi Abdalla

Tim Beaty

Kelly Carmichael Booz

