

LEARN SMARTER WITH NotebookLM


YOUR PERSONAL AI FOR STUDYING ANYTHING


NotebookLM is Google's AI-powered study tool that helps you understand, organize, and learn faster. It turns your notes, readings, and research into summaries, quizzes, flashcards, and study guides—so you can learn smarter, not harder.

It's like having a study partner who never gets tired.


HOW NOTEBOOKLM IS ORGANIZED


Left Column: Your Sources

 Upload anything you want NotebookLM to learn from—class notes, PDFs, Google Docs, or web links.

 These sources are what the AI uses when answering your questions or generating study materials.

Middle Column: Your Zone





 Ask questions, summarize, compare, or explore your notes just like chatting with an AI assistant.

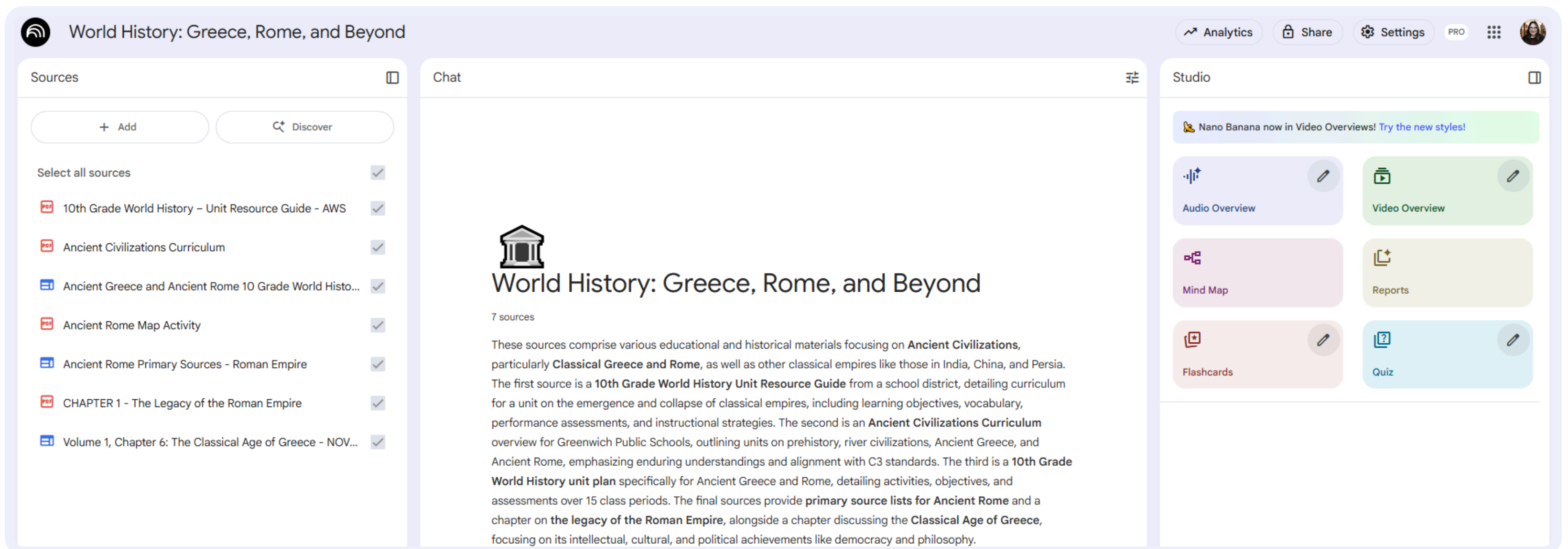
 This is where you can have conversations about what you're learning—ask “why,” “how,” or “what's the difference between...?”

Right Column: Creative Zone

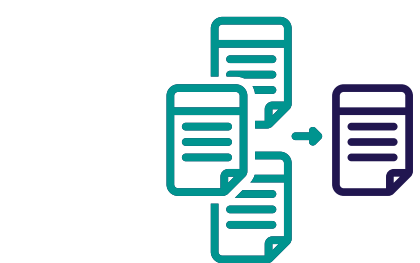
This is the main part of NotebookLM—the place where your learning comes to life!

Here, it creates highly engaging outputs like:

-  Audio Summaries
-  Flashcards & Quizzes
-  Short Study Videos
-  Study guides and timelines



5 WAYS NOTEBOOKLM CAN HELP



Summarize long readings and notes in seconds.



Ask questions to get clear, grounded explanations.



Create study tools like timelines or quizzes from your materials.



Organize projects with multiple connected sources.



Learn your way through text, visuals, or sound.

Get Started Anywhere



At School:

Open NotebookLM through your Clever Portal on your Chromebook.



At Home:

Go to notebooklm.google.com or download the NotebookLM App from the App Store or Google Play.

Pro-Tips to Master NotebookLM



Upload **your own materials** for the most accurate results.



Use it to review and understand, **not replace** your thinking.



Check sources—it helps build strong research habits.