

**Texas Success Initiative TSI
Pre-Assessment Activity (PAA)
NEW ACCESS - March 2022**

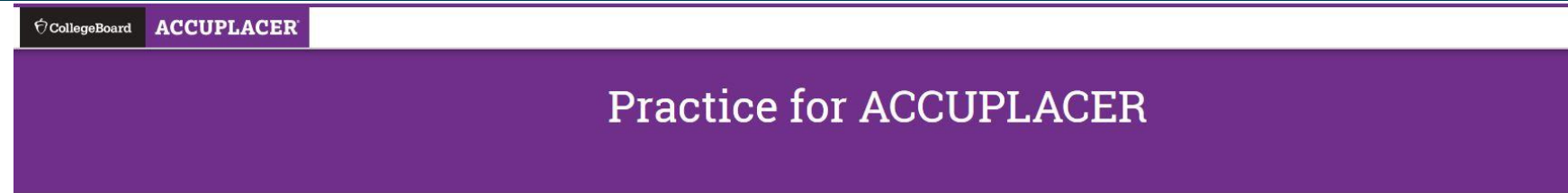
ACCESSING New THECB Pre Assessment Activity (PAA)

Step 1: Students must click on the following website to complete the New PAA:

<https://practice.accuplacer.org/login>

Step 2: Click on the "**Don't have an account? Sign Up**" LINK found at lower right corner

Step 3: The student must create an account for the Practice APP if one has not been previously created. Follow the minimum password criteria found on this page:

The image shows a screenshot of the ACCUPLACER sign-up form. The form is divided into two main sections: "Information" on the left and "Sign up" on the right. The "Information" section contains text explaining account creation and password requirements. The "Sign up" section contains input fields for "First Name *", "Last Name *", "Email Address *", "Password *", and "Confirm Password *". Below these fields is a yellow "Sign Up" button and a link for "Already have an account? Sign In".

Information

Create an account using any email address. Your institution may provide recognition for your practice so consider registering with your institution email address. You will be required to enter this information each time you login to access the ACCUPLACER practice tests. Please check your spam mail if you have not yet received the Welcome email.

Passwords must be a minimum of nine characters in length and contain three of the following four criteria:

- at least one lowercase character (a through z)
- at least one numeral (0 through 9)
- at least one uppercase character (A through Z)
- at least one special character

Sign up

First Name * Last Name *

Email Address *

Password *

Confirm Password *

Sign Up

[Already have an account? Sign In](#)

ACCESSING New THECB PAA

The screenshot shows the ACCUPLACER Practice App interface. At the top, there is a navigation bar with the CollegeBoard logo, the word 'ACCUPLACER' in a purple box, and the user's name 'Alex Salinas' with a profile icon. Below this is a secondary navigation bar with 'Practice App' on the left and 'HOME' and 'HISTORY' on the right. The main content area is titled 'Choose a Practice Test' and contains a list of four options, each with a pencil icon and a right-pointing arrow:

- ACCUPLACER
- English as a Second Language (ESL)
- Texas Success Initiative 2.0 Pre-Assessment Activity (TSIA2 - PAA)**
Texas Student? Start Here--You must take the PAA prior to the TSIA2.
- Texas Success Initiative Assessments 2.0 (TSIA 2)

A large blue arrow points to the 'Texas Success Initiative 2.0 Pre-Assessment Activity (TSIA2 - PAA)' option.

After successfully logging in, the student will select (TSIA2-PAA) to access the PAA.

Note: TSIA2-PAA option will not be available for selection prior to launch.

ACCESSING New THECB PAA

- The student will select "Begin Pre-Assessment Activity" to proceed to Step 1

The screenshot shows the ACCUPLACER Practice App interface. At the top, there is a navigation bar with the CollegeBoard logo, the word "ACCUPLACER" in a purple box, and the user's name "Alex Salinas" with a profile icon. Below this is a "Practice App" header with "HOME" and "HISTORY" navigation options. The main content area is titled "Texas Success Initiative Pre-Assessments 2.0". It features a section titled "Texas Success Initiative Pre-Assessments 2.0" with a pencil icon, followed by a paragraph explaining the test's purpose. Below this is a list of four points regarding TSI Rule 4.55(b) requirements. At the bottom of the content area, there are two buttons: "RESUME PRE-ASSESSMENT ACTIVITY" (with an "In Progress" status indicator) and "BEGIN PRE-ASSESSMENT ACTIVITY". A large blue arrow points to the "BEGIN PRE-ASSESSMENT ACTIVITY" button. The footer contains copyright information and links for "About this App", "Contact Us", "Privacy Policy", "Terms of Use", and "FAQs".

CollegeBoard ACCUPLACER Alex Salinas

Practice App HOME HISTORY

Texas Success Initiative Pre-Assessments 2.0

Texas Success Initiative Pre-Assessments 2.0
The Texas Success Initiative Assessment, 2.0 (TSIA2) is the test created by the state of Texas to help determine whether students are ready for freshman-level college courses in Mathematics and English Language Arts and Reading (ELAR).

TSI Rule 4.55(b) requires that all testing sites provide a Pre-Assessment Activity (PAA) for all test takers prior to test administration. The PAA will help you understand the following:

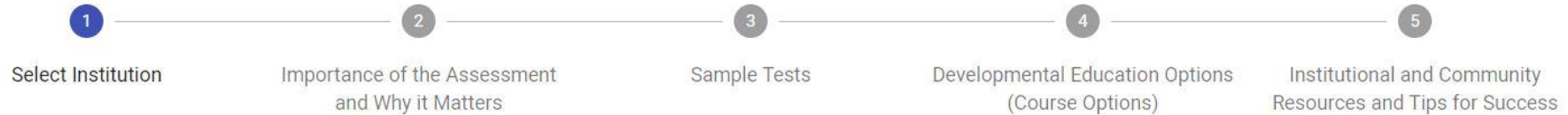
1. Why you are being tested.
2. How the TSIA2 works, including calculator and highlighter tutorials and practice test questions.
3. How test results impact your postsecondary options.
4. Resources available to you.

In Progress RESUME PRE-ASSESSMENT ACTIVITY BEGIN PRE-ASSESSMENT ACTIVITY

© 2022 College Board ; version: 1.0.647
About this App ; Contact Us ; Privacy Policy ; Terms of Use ; FAQs

PAA Student Experience

Texas Success Initiative Pre-Assessments 2.0



Step 1 – Select Institution

Please select the campus where you plan to take the TSIA2. * San Benito CISD

Institution selection is required.

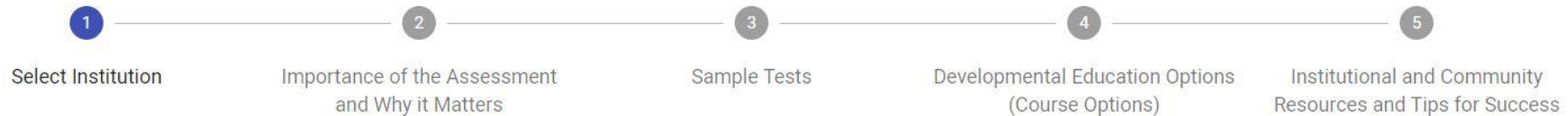
I agree to allow ACCUPLACER to share my name, email address, and Pre-Assessment Activity completion status with the selected institution.

[< BACK](#)

[NEXT >](#)

PAA Student Experience

Texas Success Initiative Pre-Assessments 2.0



Step 2

- Importance of test
- Its purpose
- How it's designed
- How long does it take

Step 3

- Must complete 10 sample questions for ELAR and math
- Accessibility tools
- Ability to use calculator and highlighter tools in testing environment

Step 4

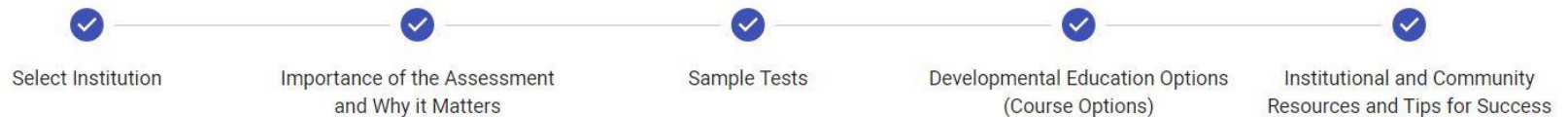
- Brief overview of DE Course/Intervention options for HS complete testers
- Information regarding retest options

Step 5

- Presentation of general resources and tips that support student success

PAA Student Experience

Texas Success Initiative Pre-Assessments 2.0



Congratulations! You have completed your TSIA2 Pre-Assessment Activity!

[Click here to view/download your completion certificate.](#)

Next Steps:

- [Click here to practice more TSIA2 test.](#)
- [Click here to download the Student Informational Brochure.](#)
- Check your email for PAA Completion Certificate.
- Print your PAA Completion Certificate.

Student will receive a copy of PAA completion certificate via email

Student can click link to download PAA completion certificate and present to test administrator.

PAA Completion Certificate



CERTIFICATE OF COMPLETION

This certifies that

Alex Salinas

has successfully completed the
Texas Success Initiative Assessment 2.0 (TSIA2)

Pre-Assessment Activity

This credential is nontransferable

02/23/2022

Date

Completion Certificate Retrieval

- Students can retrieve PAA Completion Certificate at any time by logging into the Practice APP and clicking the "History" button.

The screenshot displays the ACCUPLACER Practice App interface. At the top, the CollegeBoard logo and 'ACCUPLACER' are on the left, and the user name 'Alex Salinas' is on the right. Below this, the 'Practice App' title is on the left, and navigation links for 'HOME' and 'HISTORY' are on the right. A blue arrow points to the 'HISTORY' link. The main content area shows the 'History' page for 'keylan.morgan@higerhed.texas.gov', with a 'PRINT' button. A 'Test History' table is displayed with columns for 'Test Name', 'Score', 'Completed On', and 'Action'. The table contains two rows of 'Texas Pre-Assessment Activity' with scores of 'N/A' and completion dates of '2/23/2022' and '2/18/2022'. A search bar and pagination controls are also visible.

Test Name	Score	Completed On	Action
Texas Pre-Assessment Activity	N/A	2/23/2022	
Texas Pre-Assessment Activity	N/A	2/18/2022	

© 2022 College Board ; version: 1.0.647
About this App : Contact Us : Privacy Policy : Terms of Use : FAQs