




Presented By Mrs. Amos : IB PYP School Coach :Room 24B #4461



Exhibition *May 18, 2026*
2025-2026


Global Thinkers
@ Paterson School

 **David Paterson Elementary School**
International Baccalaureate
World School 

Every Child, Every Chance, Every Day  Primary Years Programme

David Paterson School Mission Statement

The David Paterson School is committed to building partnerships with students, staff, parents, and the community to develop life-long learners. Through rigorous inquiry and empowerment, our learners will be equipped to become college and career ready and exemplify attributes and skills of a 21st century global citizen.



Success Criteria



I Can:

Chose a topic that I care about and connected to a global issue and share my ideas clearly through speaking, writing, and visuals.

So that:

My action helps others and or raises awareness about my issue.

I know I will be successful when...

“I explore deeply, act meaningfully,
share my learning in a way that inspires others and be a changemaker to make the world a better place!”

”

What is an Exhibition ?




Chalk Talk ..




- Write words, draw pictures, symbols to:**
- represent what an exhibition means to you
 - What do you remember about the past year's exhibitions?



DPS Prepares for Exhibition 2024
Sidewalk Chalk Artists



Let's take a look at
our Exhibition 24/25:



SEE What do you see?	THINK What do you think is going on?	WONDER What does it make you wonder?

Adapted by Steve Rogers 2017






DPS Exhibition #4 2024-2025



- <https://drive.google.com/file/d/1StAsScuHFwpvUJKYmmYNF903gcoT0d9B/view>

You may check out
these exhibitions later
with your teachers...




See Think Wonder		
 <u>SEE</u> What do you see?	 <u>THINK</u> What do you think is going on?	 <u>WONDER</u> What does it make you wonder?

Adapted for 2019 by 2019



- <https://ptis.ac.th/video-grade-5-pyp-exhibition-2019/>
- <https://www.youtube.com/watch?v=HI8uGor26Sk>



After watching these Exhibitions in your
journal fill in your see /think/wonder VTR

G.R.A.S.P.S



- **Goal:** Using PYP guidelines all exhibitions are student-initiated, student-designed and collaborative showcasing their understanding of the PYP.
- **Role:** Each student will contribute to the exhibition and present individually, partnered, or grouped.
- **Audience:** All members of our school learning community and community partners.
- **Situation:** Students will take action to solve a local, national, or global problem.
- **Product or Performance:** PYP Exhibition (students have opportunities to communicate their message and reflect on their understanding of the PYP essential elements and how their actions can make an impact)

Explore an Issue and take action to improve your life and the lives of others!

What does it look like?

The Form...



At David Paterson School, we believe there are many formats this event can take. For example:

- An interactive display
- A performance
- A debate

Digital
Presentation

Each exhibition should include the following:

<u>Written work</u> using a variety of formats and styles	<u>Oral presentations</u> to the school community	<u>Technology</u>	<u>Performances</u>
<ul style="list-style-type: none">• Reports• Persuasive texts• Poetry• Newspaper• Brochures	<ul style="list-style-type: none">• Individually• Partners• Groups	<ul style="list-style-type: none">• ICT; information and communications technology• Models• Designs• Experiments• Podcast• Platform, Surveys, Questionnaires	<ul style="list-style-type: none">• Dance• Music• Drama• Visual arts• Film video• Mixed media

Art & Music Canva Presentation Brochures

We chose this topic because we believe there are too many animals without homes and living on the street.

Concept: Animal Shelters

Global Goal #15: Life on Land

theme: saving the planet




Global Thinkers:
Andrew Jackson / Jahariy Christmas
Jaemine Herrera / Paula Morales

David Paterson Elementary School
International Baccalaureate
World School
Every Child, Every Chance, Every Day

clean energy
A lot of people use energy that's bad for the environment. But we can make a change!


CLEAN ENERGY! RULES!

RENEWABLE ENERGY



Our Theme is How The World Works

Our Global Goal is #7:



GROUP MEMBERS:
JACE, ESTEBAN, ANDERSON, JAEDEN

David Paterson Elementary School
International Baccalaureate
World School
Every Child, Every Chance, Every Day

Equal rights

Concept: gender equality



Fight for equal rights!

Helping Gender Equality

Global Goal #5: Gender Equality

Theme: Who we are

World helpers: Zacari, Cinthia, Kaley, Scarlett and Brianna

David Paterson Elementary School
International Baccalaureate
World School
Every Child, Every Chance, Every Day

My concept issue is Gangs

What do people do in gangs?

My Global goal #3 is Good health and well being

Researcher: Elijah

My theme is How we organize ourselves




David Paterson Elementary School
International Baccalaureate
World School
Every Child, Every Chance, Every Day

Our concept/issue is managing our emotions.

And our goal # is 3 which is "Good Health and well-being."

And our theme is who we are.

EMOTIONAL ART

Global Thinkers: Keshawn, Edward and Andres





David Paterson Elementary School
International Baccalaureate
World School
Every Child, Every Chance, Every Day

THE ISSUE OF POVERTY IS CHILDREN AND PARENTS AREN'T GETTING ENOUGH FOOD AND WATER TO SURVIVE. THE ISSUE IS ALSO PEOPLE ARE NOT GETTING THE SHELTER THEY NEED AND ARE LIVING IN UNHEALTHY LIVING CONDITIONS.

GLOBAL GOAL #1 NO POVERTY

THEME: WHERE WE ARE IN AND PLACE TIME

RESEARCHERS: MYLES BRIANNA AURELIE JASIAH





David Paterson Elementary School
International Baccalaureate
World School
Every Child, Every Chance, Every Day

Global warming

Global goal #13: Climate action

Sharing the planet

A brochure by J.E the researcher

SAVE THE EARTH




David Paterson Elementary School
International Baccalaureate
World School
Every Child, Every Chance, Every Day

HEALTH IS WEALTH

Global Goal #3: Good Health And Well Being

Our concept/issue is the effects of smoking

Theme: How we Organize Ourselves

GLOBAL THINKERS: AIDEN, DANIEL, KANYE, MICHAEL

Quit Smoking





David Paterson Elementary School
International Baccalaureate
World School
Every Child, Every Chance, Every Day




ART MENTAL JOURNEY GUIDE

By Samiyah, Daniela and Dalisha

Concept: Mental health/controlling emotions

Global Goal #3: Good health/well being

Art used as therapy

David Paterson Elementary School
International Baccalaureate
World School
Every Child, Every Chance, Every Day

Concept: Global sanitation

The Global goal is #6: Clean water and sanitation

Theme: Where we are and place and time

The Effects of Pollution...

Global Thinkers: Jean Marvens, Josbel Fernandez, Cristan Morga Campos and Edeardo Luna





David Paterson Elementary School
International Baccalaureate
World School
Every Child, Every Chance, Every Day

Invitation Contest T Shirt Contest



PYP Essential Elements



Knowledge (Transdisciplinary Theme)	Conceptual Understandings	Skills	Learner Profile Attributes	Action
<p>Who We Are</p> <p>An inquiry into the nature of the self; beliefs and values; personal, physical, mental, social and spiritual health; human relationships including families, friends, communities, and cultures; rights and responsibilities; what it means to be human.</p> <p>How We Express Ourselves</p> <p>An inquiry into the ways in which we discover and express ideas, feelings, nature, culture, beliefs and values; the ways in which we reflect on, extend and enjoy our creativity; our appreciation of the aesthetic.</p> <p>How We Organize Ourselves</p> <p>An inquiry into the interconnectedness of human-made systems and communities; the structure and function of organizations; societal decision-making; economic activities and their impact on humankind and the environment.</p> <p>Where We Are in Place and Time</p> <p>An inquiry into orientation in place and time; personal histories; homes and journeys; the discoveries, explorations and migrations of humankind; relationships between and the interconnectedness of individuals and civilizations, from local and global perspectives.</p> <p>How the World Works</p> <p>An inquiry into the natural world and its laws; the interaction between the natural world (physical and biological) and human societies; how humans use their understanding of scientific principles; the impact of scientific and technological advances on society and on the environment.</p> <p>How We Organize Ourselves</p> <p>An inquiry into the interconnectedness of human-made systems and communities; the structure and function of organizations; societal decision-making; economic activities and their impact on humankind and the environment.</p>	<p>THE KEY CONCEPTS</p> <p>THESE SUPPORT HIGHER-ORDER THINKING AND PROVIDE LENSES FOR CONSIDERING KNOWLEDGE RELATED TO THE CENTRAL IDEA IN A RANGE OF WAYS</p> <p>FORM What is it like?</p> <p>FUNCTION How does it work?</p> <p>CAUSATION Why is it as it is?</p> <p>CHANGE How is it transforming?</p> <p>CONNECTION How is it linked to other things?</p> <p>PERSPECTIVE What are the points of view?</p> <p>RESPONSIBILITY What are our obligations?</p>	<p>APPROACHES TO LEARNING</p> <p>SOCIAL SKILLS</p> <ul style="list-style-type: none"> Developing positive interpersonal relationships and collaboration skills Developing social-emotional intelligence <p>RESEARCH SKILLS</p> <ul style="list-style-type: none"> Information-literacy skills Media-literacy skills Ethical use of media/information <p>THINKING SKILLS</p> <ul style="list-style-type: none"> Critical-thinking skills Creative-thinking skills Transfer skills Reflection/metacognitive skills <p>COMMUNICATION SKILLS</p> <ul style="list-style-type: none"> Exchanging-information skills Literacy skills ICT skills <p>SELF-MANAGEMENT SKILLS</p> <ul style="list-style-type: none"> Organization skills States of mind 	<p>LEARNER PROFILE ATTRIBUTES</p> <p>INQUIRERS</p> <p>KNOWLEDGEABLE</p> <p>THINKERS</p> <p>COMMUNICATORS</p> <p>PRINCIPLED</p> <p>OPEN-MINDED</p> <p>CARING</p> <p>RISK-TAKERS</p> <p>BALANCED</p> <p>REFLECTIVE</p>	<p>Action</p> <p>PARTICIPATION contributing as individual or group</p> <p>ADVOCACY action to support social / environmental / political change</p> <p>SOCIAL JUSTICE relation to rights, equality and equity, social well-being and justice</p> <p>SOCIAL ENTREPRENEURSHIP innovative, resourceful and sustainable social change</p> <p>LIFESTYLE CHOICES eg. consumption, impact of choices</p> <p>USE LESS PAPER</p> <p>BRING YOUR OWN BOTTLE TO SCHOOL</p> <p>ALWAYS FINISH YOUR FOOD</p> <p>SWITCH OFF THE LIGHTS WHEN LEAVING THE ROOM</p> <p>CHOOSE</p> <p>REFLECT</p> <p>ACT</p>

Choose 1



Make connections to all key concepts



Use of all ATL Skills



Model all



Choose 1 or more

12



What's your
passion?

LIKE

SUSTAINABLE DEVELOPMENT GOALS



Brainstorm...




What topic/Global Goal most interests you?




<https://www.globalgoals.org/>

Chalk Talk ..



- What is your interest/ topic/passion?
- Draw, write words, symbols to represent this
- What action(s) will you take? Draw, write...



Reflect... Chalk Talk ..



Write three questions you have about this topic.



These can be your LOL's..

Responsibilities

Model all attributes of the learner profile!

Role of the student is to...



- Develop independent and group inquiry skills
- Demonstrate understanding of the components of the PYP
- Effectively select and use a variety of resources.
- Be academically honest when referring to their sources of information.
- Communicate effectively with teachers, peers and parents
- Complete honest and valuable reflections throughout the whole journey.
- Carry out self and peer assessment
- Use assessments and reflections to guide next steps.
- Celebrate their learning by sharing their exhibition with the community.

The role of the parent is to...

- Understand the purpose
- Support and encourage students throughout the process
- Be informed
- Help students access resources-people, places media and information
- Provide expert subject knowledge
- Encourage independent inquiry and ownership of the process
- Celebrate with your child by attending the final exhibition event



The role of the teacher is to...

- Initiate, facilitate and guide the exhibition process
- Provide support for student inquiries
- Collaborate with other teachers
- Communicate regularly with students, parents and other participants
- Act as mentors
- Ensure participation by all students
- Empower students to feel able to take action
- Assess the exhibition process ensuring all the essential elements are included
- Keep detailed records of the processes involved
- Join in with students to celebrate their learning



ROLE OF MENTOR

Meet with the students on a weekly basis or as needed and guide the students.

To make anecdotal observations and give feedback to the students and teachers.

Help the students to set and meet their goals by asking questions.

To act as a guide resource person in the accomplishment of specific tasks.

Monitor the progress of the students, assisting them in setting new goals.

Dear Grade 6...

Advice from Last Year's Grade 6 to you...

project was fun exhibition don't sure they will have fun
nervous project **best** sure Work hard fun learning
people advice topic graders important things
lot of information things good group exactly your making

4. What advice would you give to the grade 5 class who will be doing an exhibition next year?

17 Responses

1	Chris Bran Ramirez	Just be confident.
2	Keilyan Robinson	i would say that you can do this its not hard but dont treat i like a regular project
3	Yamie Flores Mateo	to noy be scared it's lowkey fun
4	Joseph Mayorga Alvarado	do your best
5	Byron Alvarez Martinez	To have fun with the exhibition.
6	Brittany Aguilar Rodriguez	I would tell them that they need to speak loud and to not play around.
7	Wilmer Herrera	To not be nervous when you are presenting and show your hard work.
8	Noella Salaam	be ready and be prepared.
9	Enaja Gardner	I would tell them to search up information so they can write what they learned about the topic and make the information into the answer for a question
10	Junior Molina	Try your best
11	Yaritza Gonzalez Claros	the advice i would give 5th grade students is to take full responsibility in this and to take this serious and to be creative
12	Edison Zavala	An advice I would give the 5th graders which will be doing the exhibition next year is to don't fool because that almost got me and my team to fell this

13	Enderly Mercedes de La Cruz	I would say to You guys got this
14	Jocelyn Maldonado	An advice I would give to the grade 5 class who will be doing an exhibition next year is to not be scared and be positive.
15	Hannah Orellana Henriquez	to take it seriously and you got this, don't give up
16	Ociel German-Franco	I would say that they will do the best of can.
17	Adryana Jackson	I will say good luck you got this.

Timeline



November/December	December/January	Feb./March/April	May
<ul style="list-style-type: none"> Presentation Kickoff with Mrs. Amos Sign Essential Agreement Academic Honesty with Ed Tech Specialist & Classroom Teachers Forms Survey 	<ul style="list-style-type: none"> Work on inquiries individually, with group, with mentor, teacher 	Work on inquiries individually, with group, with mentor, teacher	Work on inquiries individually, with group, mentor, teacher
<ul style="list-style-type: none"> Decide on what topic excites you Decide on who you will work with Decide on materials, resources, people who will help you Meet your mentor(s) 	<ul style="list-style-type: none"> Cite Sources Plan Your Action Power Point Planning 	Gather all materials, resources you will be using	Distribute Invitations Banner Exhibition Brochure
Virtual Field Trips (ongoing)		Decide on Exhibition Logo	Practice your presentation
Work on inquiries individually, with group, with mentor, teacher		Create Invitations (Ed Tech Teacher) Canva Brochures (Art teacher) Decide on Theme Song (Music Teacher)Practice Biographies in English/Spanish (FLES) Dance/PE (Mr. Bedneau)	Present your project to members of school learning community at our annual on EXHIBITION May 18, 2026
Keep a Journal of the Process Take Pictures as you go...		Create Bio and Brief Description of Project	Reflection Letter to Grade 5 Scholar Survey Journal
Exhibition Planner ongoing	Exhibition Planner ongoing	Exhibition Planner ongoing	Exhibition Planner ongoing

Assessing the Exhibition

- Rubrics
- Journal (the process)
- Attributes of the learner profile
- Reflection: Weekly, Forms Surveys



ATL Skills				
Researching Skills	Self-management Skills	Social Skills	Communicating Skills	Thinking Skills
<ul style="list-style-type: none"> Collecting data Collating data Use of data 	<ul style="list-style-type: none"> Organization Time-management Codes of behavior Informed choices 	<ul style="list-style-type: none"> Accepting responsibility Respecting others Cooperating Resolving conflict Group-decision making Adopting a variety of group roles 	<ul style="list-style-type: none"> Listening Speaking Writing Viewing Interpreting Non-Verbal 	<ul style="list-style-type: none"> Learning new information Understanding Sharing Putting Pieces together to create something new Take action with what you learn and think before you act

David Paterson School Mission Statement

The David Paterson School is committed to building partnerships with students, staff, parents, and the community to develop life-long learners. Through rigorous inquiry and empowerment, our learners will be equipped to become college and career ready and exemplify **attributes** and **skills** of a 21st century global citizen.

- Essential Agreements
- Self-Reflection
- The final product

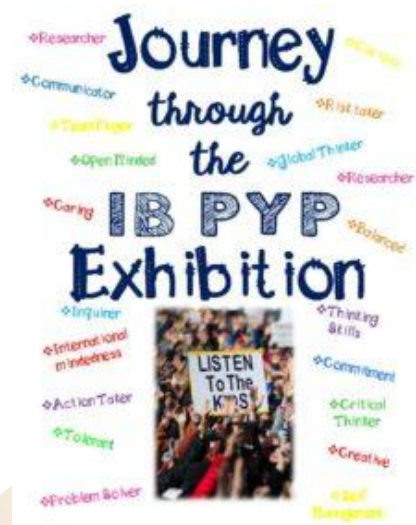


How will you plan & document ?


- https://learn.toddleapp.com/resource_post/guided-pypx-student-planner/

Example Planner on Toddle

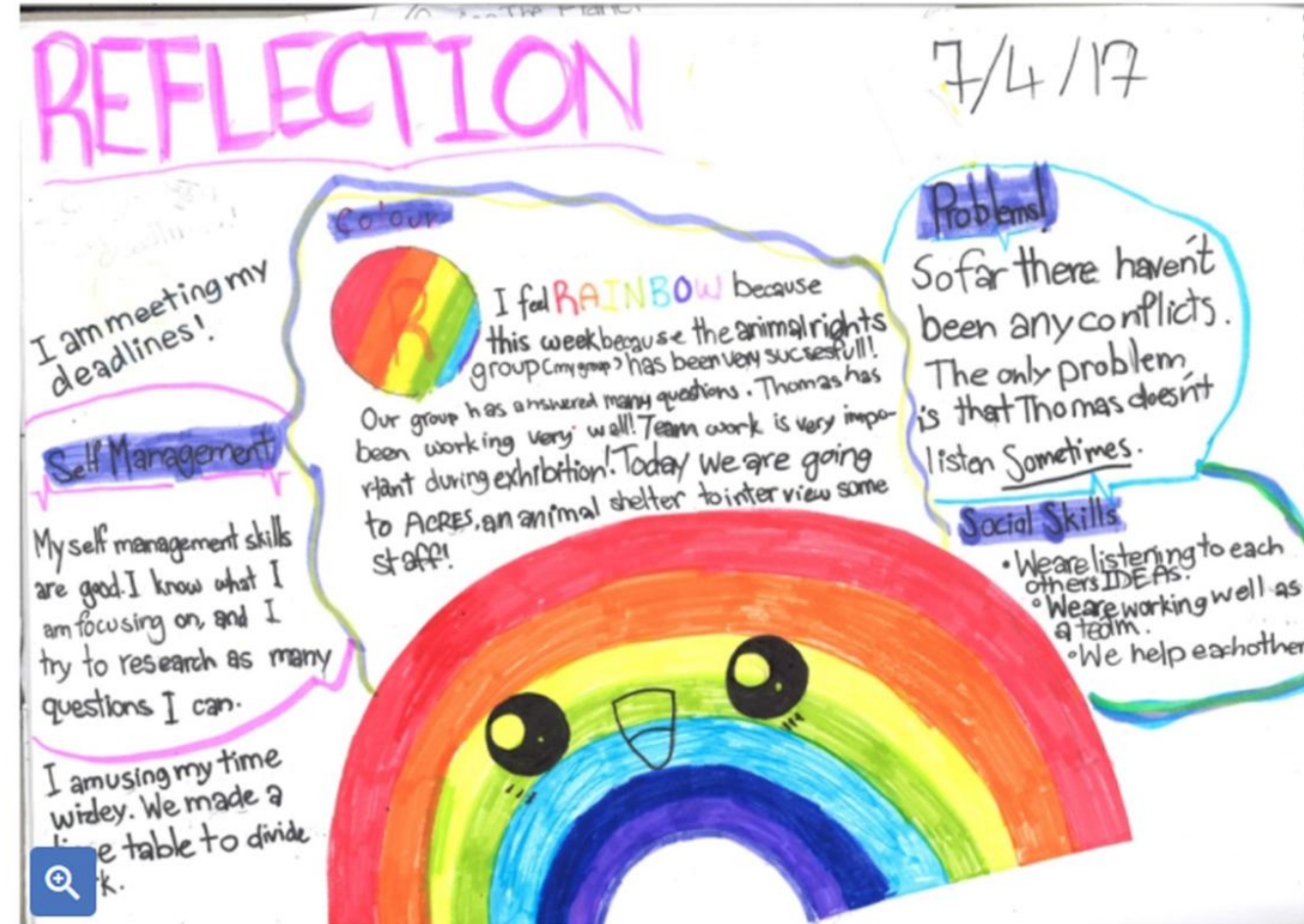
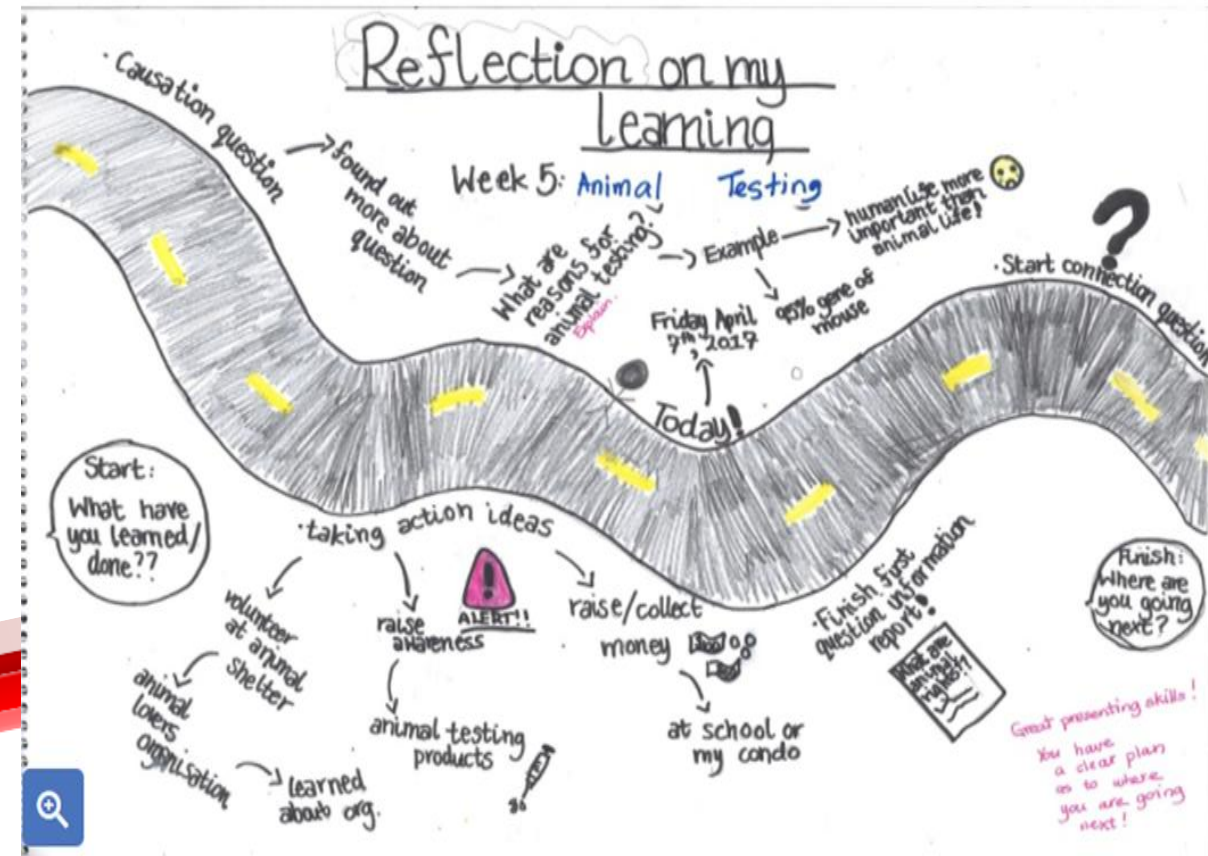
The screenshot shows the Toddle Guided PYPx Student Planner interface. It features a red header with the Toddle logo and the title "Guided PYPx Student Planner" by Cindy Blackburn. The main content area is divided into several sections: "Visual Fun Beautiful" (highlighted in yellow), "Editable" (highlighted in yellow), "Engaging Scaffolded" (highlighted in yellow), and "Simplified Step-by-step" (highlighted in yellow). The central part of the planner includes a "Know and Understand" section with a table for "How Will I Find Out?" and "How Will I Show My Learning?", and a "Our PYPx Process" section with a circular diagram showing "Ask", "Do", and "Think" stages. There are also sections for "Important Dates" and "Success Criteria".



Reflect as you go...



How will you reflect each week?
Forms Surveys



It's all about our...



through small actions, everyone can make an impact.

Passion

Issue

Act



What action will you take locally? Nationally? Globally?

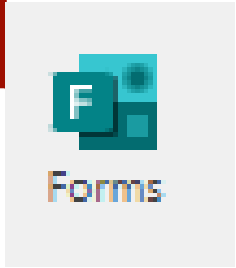
Save the Date

May 18th



Your voice matters!

Your teacher will share this link with you to complete .



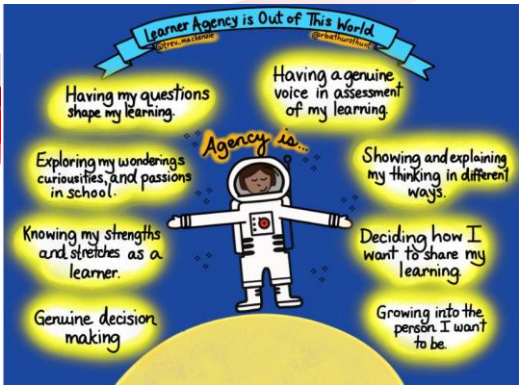
Before Exhibition Survey (tomorrow)

<https://forms.office.com/r/GNbEjqSTmz>

- Read our Exhibition Experience Policy
- Share with your families



AFTER Exhibition :New Survey and Friendly Letter to Grade 5 Students Helpful Hints and Tips



Global Goals

[Kid President's Pep Talk for the World - YouTube](#)



What "cool stuff" will you take to make this world a better place?



Chalk Talk ..



Write words, draw pictures, symbols to:

- represent any new understandings of the exhibition

SHARE OUT Your Chalk Talk



ADD A FOOTER

So.... Global Thinkers
Let's Agree to
Show Our Community
How Global Minded We Are!



Your teacher will
hand out our
essential
agreements to
you shortly.
You and your
parent will need
to sign and
return back to
your teacher.

Grade 6 Exhibition Essential Agreements

- **Balanced:** We can be balanced by scheduling time to:
 - Plan
 - Research
 - **Take action!**
 - Present
- **Caring:** We can be caring by taking action to make the world a better place, and working with classmates, listening to other perspectives
- **Communicators:** We can be communicators by talking with others and sharing our knowledge
- **Inquirers:** We can be inquirers by asking questions, finding answers, and doing research
- **Knowledgeable:** We can be knowledgeable by sharing information and learning new information
- **Open-Minded :** We can be open-minded by doing the right thing, listening to others perspectives ,and being mature
- **Principled:** We can be principled by being accountable for our actions and being kind and respectful to others.
- **Reflective:** We can be reflective by thinking about our topics and making change and taking action to make the world a better place.
- **Risk-Taker:** We can be risk takers by learning new things and sharing it with the community.
- **Thinkers:** We can be thinkers by thinking before we speak so we do not say anything false and anything that can hurt others.

I agree to the above essential agreements for my exhibition: _____ (scholar signature)
My family is aware of the Exhibition Essential Agreements: _____ (family signature)
Teacher: _____ (write your teacher's name on line)


Let's kick our way



Wonderings...Place on **Exhibition Wonder** Wall in your class

- How will you share your knowledge on your topic?
 - What topic excites you?
 - Who will you work with?
- What resources including people and places will help you in my research?
 - What action(s) will you take?
 - Who would you like to be your mentor?

My Former Student Donovan Smith:
Two Time Super Bowl Champion and **Everyday Hero!**
Dreams Can Come True!



We are **CHANGE MAKERS!** We have a **responsibility** of **taking action** to make our world a better & more peaceful place to live!