

# How to complete Digital Equity Survey in SchoolTool

To complete a Digital Equity Survey for each student in the household, begin by logging into SchoolTool.

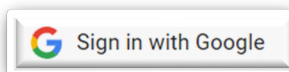
## 1. Login to SchoolTool website

Parents/Guardians can log into SchoolTool and access student information. You will need a SchoolTool account. If you don't have an account, contact the student's school.

### Logging In:

URL: <https://monroeone01.schooltool.com/RHCSD/Default.aspx>

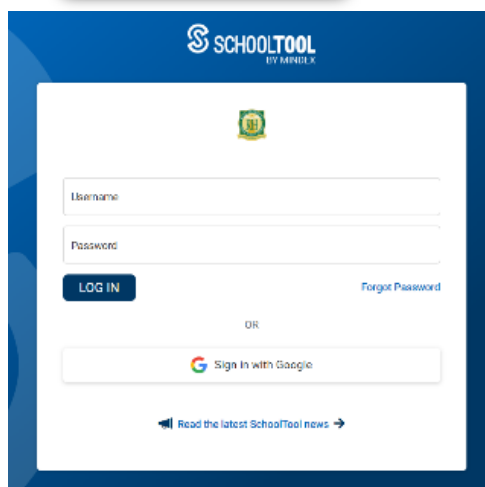
If your e-mail address is a Gmail account use



**OR** enter

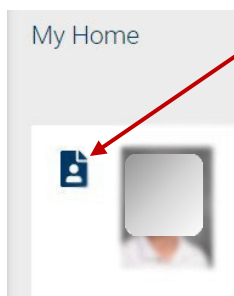
**Username:** This is your e-mail address

**Password:** This is case sensitive

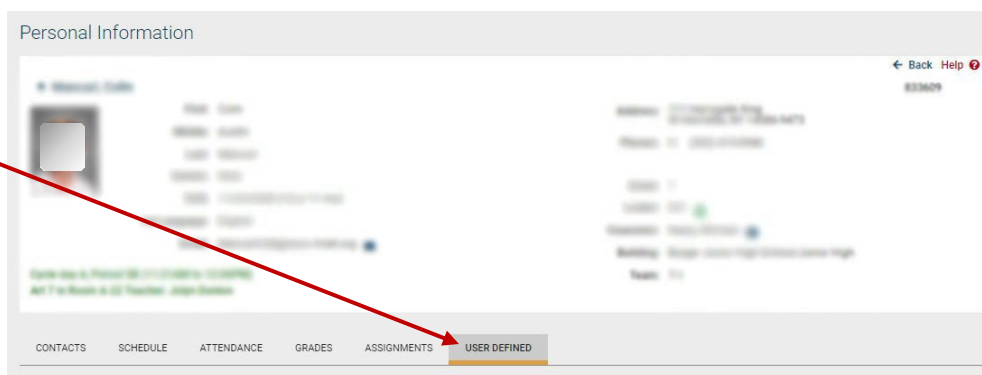


## 2. Locate the student for whom you wish to complete a Digital Equity Survey

To access the student record, click the View Student Record  button, or click on the student's photo or name.

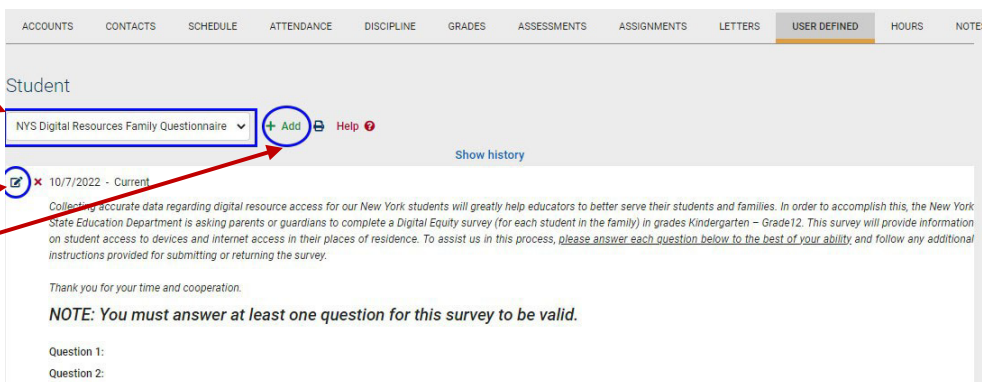


**3. Click on the User Defined tab (it's available from any module).**

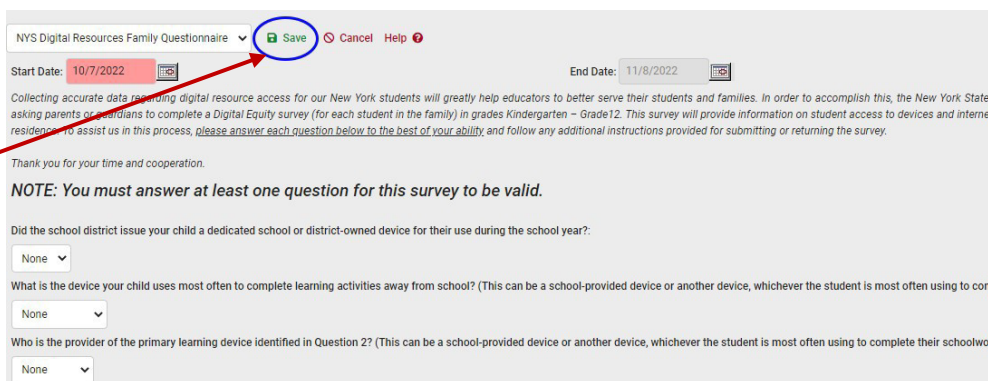


**4. Use the dropdown to choose the NYS Digital Resources Family Questionnaire.**

**Click the Edit button if a survey exists or the Add button if no survey exists.**



**5. Leave the Start Date and End Date as shown. Answer each question using the dropdown and click the Save button when you're done to submit the survey.**



**6. After saving, a copy of your responses will be displayed.**

**7. To make changes to the saved survey, click Edit to update your response. Then click Save.**

