



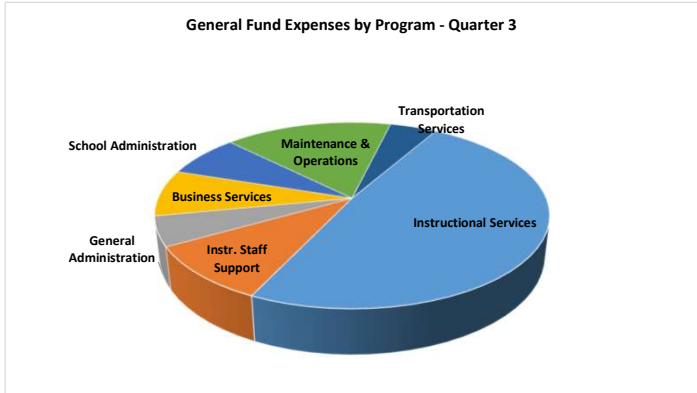
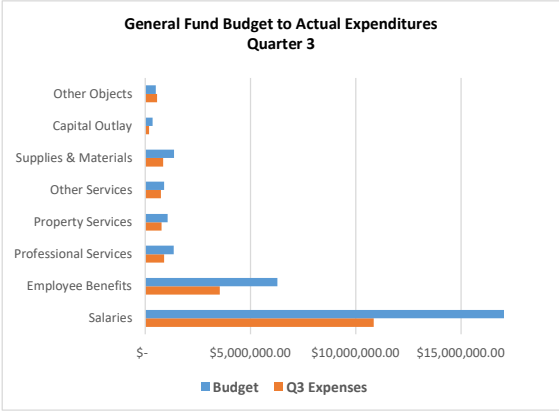
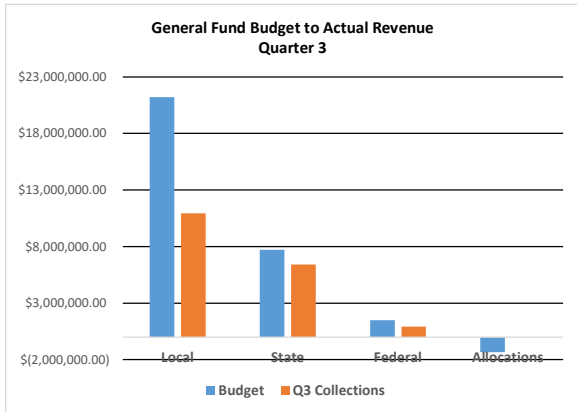
GWSD - 3rd Quarter Financial Report
Fiscal Year 24-25
July 1, 2024 - March 31, 2025

General Fund - Fund 10

Revenue	Budget	Q3 Collections	Balance	% earned	Prior Year
Local	\$ 21,199,320.92	\$ 10,952,390.62	\$ 10,246,930.30	52%	\$ 10,714,563.48
State	\$ 7,714,287.97	\$ 6,394,335.03	\$ 1,319,952.94	83%	\$ 3,888,983.95
Federal	\$ 1,478,757.98	\$ 943,430.93	\$ 535,327.05	64%	\$ 1,947,908.47
Allocations	\$ (1,322,055.12)	\$ -	\$ (1,322,055.12)	0%	\$ -
TOTAL	\$ 29,070,311.75	\$ 18,290,156.58	\$ 10,780,155.17		\$ 16,551,455.90

Expenses by Object	Budget	Q3 Expenses	Balance	% spent	Prior Year
Salaries	\$ 17,834,227.56	\$ 10,844,110.24	\$ 6,990,117.32	61%	\$ 10,140,725.62
Employee Benefits	\$ 6,281,267.07	\$ 3,537,475.72	\$ 2,743,791.35	56%	\$ 3,323,080.10
Professional Services	\$ 1,353,083.23	\$ 885,203.44	\$ 467,879.79	65%	\$ 830,397.60
Property Services	\$ 1,066,308.00	\$ 766,395.19	\$ 299,912.81	72%	\$ 812,542.87
Other Services	\$ 892,421.29	\$ 736,902.69	\$ 155,518.60	83%	\$ 689,903.15
Supplies & Materials	\$ 1,367,135.60	\$ 845,233.28	\$ 521,902.32	62%	\$ 957,918.43
Capital Outlay	\$ 345,246.00	\$ 177,702.64	\$ 167,543.36	51%	\$ 175,060.95
Other Objects	\$ 492,098.00	\$ 559,242.75	\$ (67,144.75)	114%	\$ 584,112.44
TOTAL	\$ 29,631,786.75	\$ 18,352,265.95	\$ 11,279,520.80		\$ 17,513,741.16

Beginning Fund Bal	\$ 9,655,444
Net Income (Loss)	\$ (62,109)
Q End Fund Bal	\$ 9,593,334
Cash on Hand	\$ 8,775,804
Receivables/Pre-Pays	\$ 619,607
Pre-Pays	\$ 203,390
Liabilities	\$ (5,467)
Balance Sheet	\$ 9,593,334





GWSD - 3rd Quarter Financial Report
Fiscal Year 24-25
July 1, 2024 - March 31, 2025

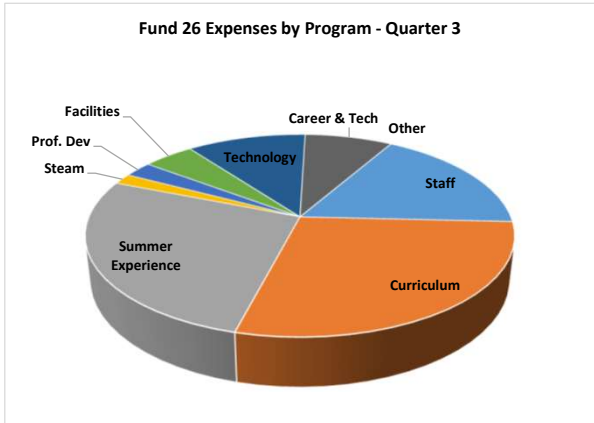
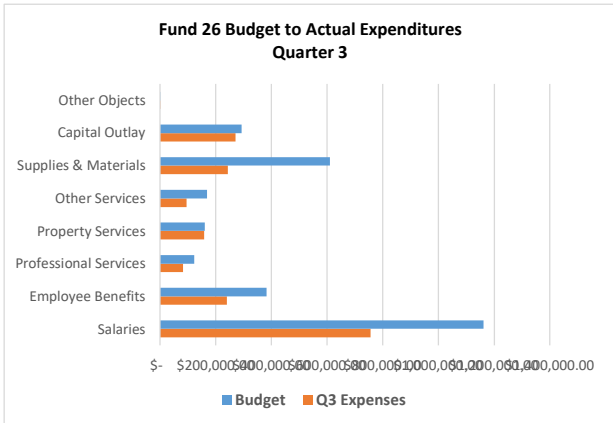
Mill Levy Override Fund - Fund 26

Revenue	Budget	Q3 Collections	Balance	% earned	Prior Year
Local	\$ 2,653,735.00	\$ 1,333,555.85	\$ 1,320,179.15	50%	\$ 1,284,886.77
TOTAL	\$ 2,653,735.00	\$ 1,333,555.85	\$ 1,320,179.15		\$ 1,284,886.77

Expenses by Object	Budget	Q3 Expenses	Balance	% spent	Prior Year
Salaries	\$ 1,161,528.81	\$ 756,179.35	\$ 405,349.46	65%	\$ 853,816.83
Employee Benefits	\$ 383,299.35	\$ 240,056.38	\$ 143,242.97	63%	\$ 266,232.90
Professional Services	\$ 122,500.00	\$ 82,781.07	\$ 39,718.93	68%	\$ 119,810.84
Property Services	\$ 160,000.00	\$ 157,732.82	\$ 2,267.18	99%	\$ 70,407.27
Other Services	\$ 169,264.20	\$ 94,493.86	\$ 74,770.34	56%	\$ 77,247.97
Supplies & Materials	\$ 609,500.00	\$ 243,295.93	\$ 366,204.07	40%	\$ 276,216.57
Capital Outlay	\$ 292,735.00	\$ 271,273.46	\$ 21,461.54	93%	\$ 265,212.67
Other Objects	\$ 1,050.00	\$ 296.06	\$ 753.94	28%	\$ 6,373.38
TOTAL	\$ 2,899,877.36	\$ 1,846,108.93	\$ 1,053,768.43		\$ 1,935,318.43

Beginning Fund Bal	\$ 4,189,398
Net Income (Loss)	\$ (512,553)
Q End Fund Bal	\$ 3,676,845

Cash on Hand	\$ 3,477,352
Receivables	\$ 66,380
Pre-Paid Expenses	\$ 133,178
Liabilities	\$ (66)
Balance Sheet	\$ 3,676,845





**GUNNISON
WATERSHED
SCHOOL DISTRICT**
Driven to Be the Difference

GWSD - 3rd Quarter Financial Report
Fiscal Year 24-25
July 1, 2024 - March 31, 2025

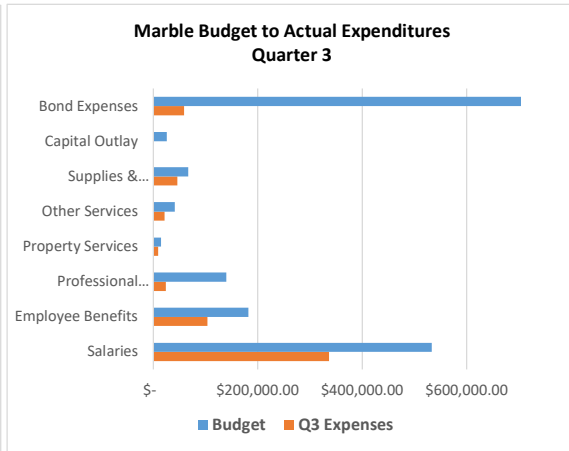
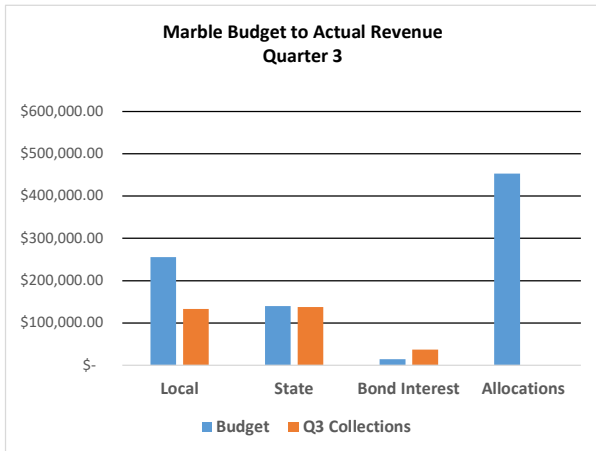
Marble Charter Fund - Fund 11

Revenue	Budget	Q3 Collections	Balance	% earned	Prior Year
Local	\$ 255,600.00	\$ 133,335.91	\$ 122,264.09	52%	\$ 157,963.57
State	\$ 140,000.00	\$ 138,364.37	\$ 1,635.63	99%	\$ 164,725.19
Bond Interest	\$ 15,000.00	\$ 37,034.69	\$ (22,034.69)	247%	\$ 47,846.03
Allocations	\$ 452,664.00		\$ 452,664.00	0%	
TOTAL	\$ 863,264.00	\$ 308,734.97	\$ 554,529.03		\$ 370,534.79

Expenses by Object	Budget	Q3 Expenses	Balance	% spent	Prior Year
Salaries	\$ 532,858.00	\$ 336,133.49	\$ 196,724.51	63%	\$ 352,684.70
Employee Benefits	\$ 181,871.00	\$ 103,452.48	\$ 78,418.52	57%	\$ 113,897.89
Professional Services	\$ 139,413.00	\$ 23,878.32	\$ 115,534.68	17%	\$ 35,391.06
Property Services	\$ 14,400.00	\$ 8,952.58	\$ 5,447.42	62%	\$ 9,182.07
Other Services	\$ 41,000.00	\$ 21,236.37	\$ 19,763.63	52%	\$ 31,944.32
Supplies & Materials	\$ 66,500.00	\$ 45,592.70	\$ 20,907.30	69%	\$ 56,248.55
Capital Outlay	\$ 25,300.00	\$ 551.00	\$ 24,749.00	2%	\$ 3,131.00
Bond Expenses	\$ 870,000.00	\$ 58,344.35	\$ 811,655.65	7%	\$ 62,918.71
TOTAL	\$ 1,871,342.00	\$ 598,141.29	\$ 1,273,200.71		\$ 665,398.30

Beginning Bal - Ops	\$ 235,898
Beginning Bal - Bond	\$ 1,026,971
Total Fund Beg Bal	\$ 1,262,869
Net Income (Loss)	\$ (289,406)
Q End Fund Bal	\$ 973,463
	Ops \$ (32,199)
	Bond \$ 1,005,662

Cash on Hand	\$ 973,654
Liabilities	\$ (191)
Balance Sheet	\$ 973,463





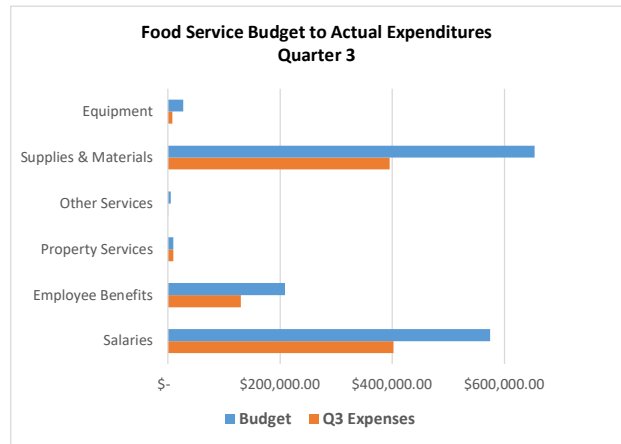
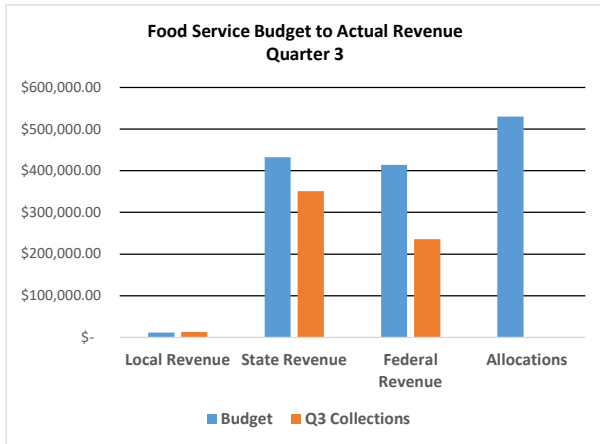
GWSD - 3rd Quarter Financial Report
Fiscal Year 24-25
July 1, 2024 - March 31, 2025

Food Service Fund - Fund 21

Revenue	Budget	Q3 Collections	Balance	% earned	Prior Year
Local Revenue	\$ 11,300.00	\$ 12,829.55	\$ (1,529.55)	114%	\$ 14,852.65
State Revenue	\$ 432,500.00	\$ 351,192.49	\$ 81,307.51	81%	\$ 251,668.34
Federal Revenue	\$ 414,231.07	\$ 235,576.41	\$ 178,654.66	57%	\$ 241,896.96
Allocations	\$ 530,000.00	\$ -	\$ 530,000.00	0%	\$ -
TOTAL	\$ 1,388,031.07	\$ 599,598.45	\$ 788,432.62		\$ 508,417.95

Expenses by Object	Budget	Q3 Expenses	Balance	% spent	Prior Year
Salaries	\$ 574,154.00	\$ 402,260.71	\$ 171,893.29	70%	\$ 359,634.68
Employee Benefits	\$ 208,866.70	\$ 130,095.30	\$ 78,771.40	62%	\$ 107,331.17
Property Services	\$ 10,000.00	\$ 10,000.00	\$ -	100%	\$ -
Other Services	\$ 5,000.00	\$ 416.12	\$ 4,583.88	8%	\$ 588.00
Supplies & Materials	\$ 653,981.06	\$ 395,457.19	\$ 258,523.87	60%	\$ 384,311.22
Equipment	\$ 27,500.00	\$ 8,086.26	\$ 19,413.74	29%	\$ 35,211.54
TOTAL	\$ 1,479,501.76	\$ 946,315.58	\$ 533,186.18		\$ 887,076.61

Beginning Fund Bal	\$ 372,697
Net Income (Loss)	\$ (346,717)
Q End Fund Bal	\$ 25,980
Cash on Hand	\$ 20,618
Receivables	\$ 18,606
Inventory	\$ 10,817
Liabilities	\$ (24,060)
Balance Sheet	\$ 25,980





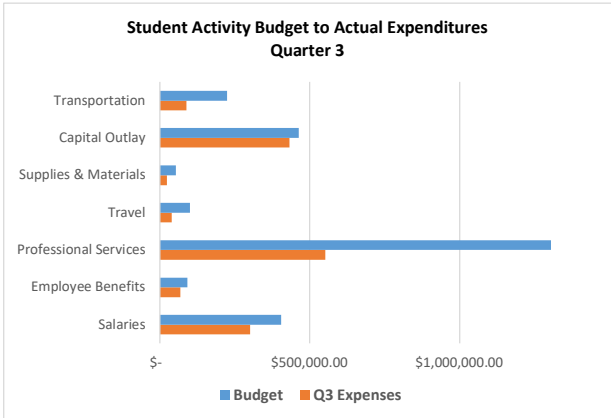
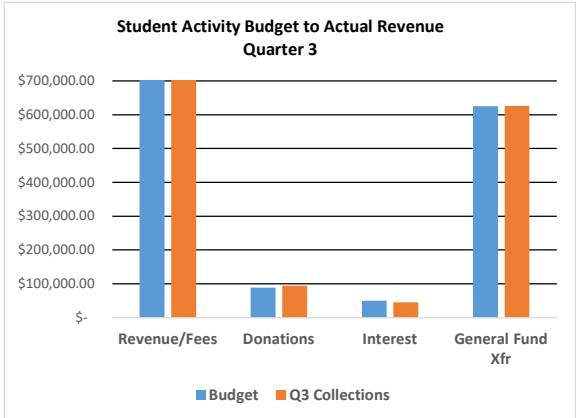
GWSD - 3rd Quarter Financial Report
Fiscal Year 24-25
July 1, 2024 - March 31, 2025

Student Activity Fund - Fund 23

Revenue	Budget	Q3 Collections	Balance	% earned	Prior Year
Revenue/Fees	\$ 1,336,275.00	\$ 1,242,203.96	\$ 94,071.04	93%	\$ 562,602.01
Donations	\$ 89,000.00	\$ 94,287.76	\$ (5,287.76)	106%	\$ 65,442.05
Interest	\$ 50,000.00	\$ 45,390.58	\$ 4,609.42	91%	\$ 46,648.66
General Fund Xfr	\$ 625,790.00	\$ 626,729.00	\$ (939.00)	100%	\$ 637,546.00
TOTAL	\$ 2,101,065.00	\$ 2,008,611.30	\$ 92,453.70		\$ 1,312,238.72

Expenses by Object	Budget	Q3 Expenses	Balance	% spent	Prior Year
Salaries	\$ 405,179.00	\$ 302,106.00	\$ 103,073.00	75%	\$ 278,842.04
Employee Benefits	\$ 91,826.00	\$ 68,386.55	\$ 23,439.45	74%	\$ 63,221.50
Professional Services	\$ 1,464,125.60	\$ 552,255.05	\$ 911,870.55	38%	\$ 630,458.42
Travel	\$ 101,076.00	\$ 39,758.42	\$ 61,317.58	39%	\$ 37,236.66
Supplies & Materials	\$ 53,550.00	\$ 23,156.52	\$ 30,393.48	43%	\$ 2,988.20
Capital Outlay	\$ 463,484.20	\$ 432,992.17	\$ 30,492.03	93%	\$ 19,747.29
Transportation	\$ 224,766.00	\$ 88,328.16	\$ 136,437.84	39%	\$ 74,244.68
TOTAL	\$ 2,804,006.80	\$ 1,506,982.87	\$ 1,297,023.93		\$ 1,106,738.79

Beginning Fund Bal	\$	1,497,870
Net Income/Loss	\$	501,628
Q End Fund Bal	\$	1,999,499
Cash on Hand	\$	1,999,579
Liabilities	\$	(81)
Balance Sheet	\$	1,999,499





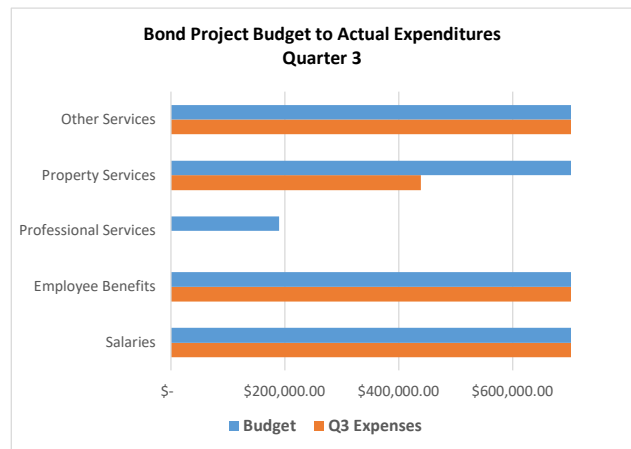
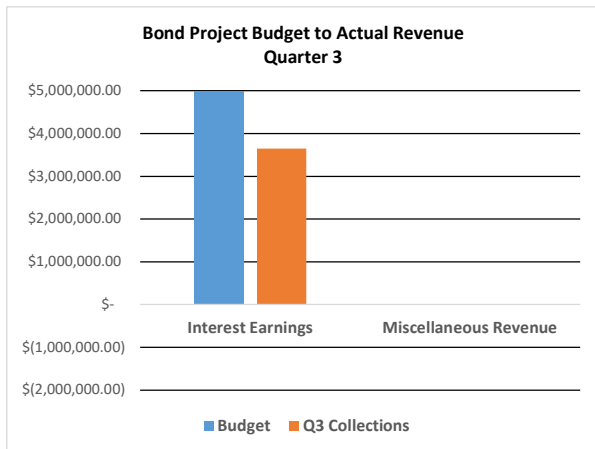
GWSD - 3rd Quarter Financial Report
Fiscal Year 24-25
July 1, 2024 - March 31, 2025

Bond Project Fund - Fund 41

Revenue	Budget	Q3 Collections	Balance	% earned	Prior Year
Interest Earnings	\$ 5,164,453.00	\$ 3,647,042.76	\$ 1,517,410.24	71%	\$ 4,529,909.84
Miscellaneous Revenue	\$ -	\$ 2,103.00	\$ (2,103.00)		\$ -
TOTAL	\$ 5,164,453.00	\$ 3,649,145.76	\$ 1,515,307.24		\$ 4,529,909.84

Expenses by Object	Budget	Q3 Expenses	Balance	% spent	Prior Year
Extra Duty	\$ -	\$ 1,175.41	\$ (1,175.41)		\$ -
Architect & Engineering	\$ 4,000,000.00	\$ 1,252,800.44	\$ 2,747,199.56	31%	\$ 1,529,691.36
Major Renovation	\$ 58,050,000.00	\$ 21,746,264.57	\$ 36,303,735.43	37%	
Non-Capital Equip	\$ 190,000.00	\$ -	\$ 190,000.00		
Capitalized Equip	\$ 1,560,000.00	\$ 439,180.10	\$ 1,120,819.90	28%	
Goods and Services	\$ 1,700,000.00	\$ 856,800.74	\$ 843,199.26	50%	\$ 203,847.67
TOTAL	\$ 65,500,000.00	\$ 24,296,221.26	\$ 41,203,778.74		\$ 1,733,539.03

Beginning Fund Bal	\$ 106,590,035
Net Income (Loss)	\$ (20,647,076)
Q End Fund Bal	\$ 85,942,959
Cash on Hand	\$ 85,942,959





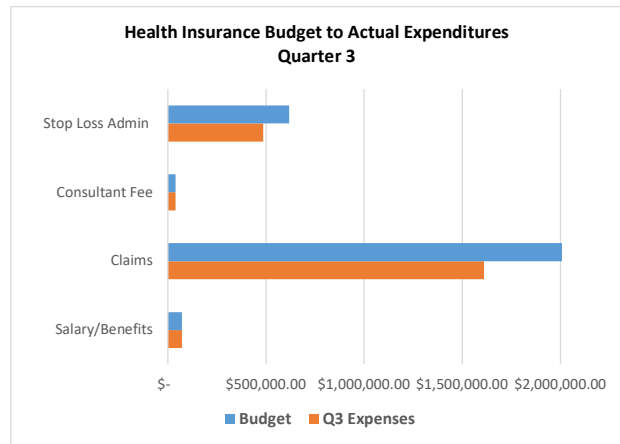
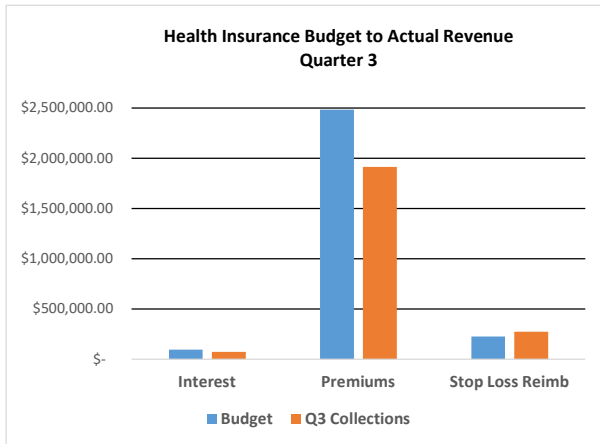
GWSD - 3rd Quarter Financial Report
Fiscal Year 24-25
January 1, 2025 - March 31, 2025

Health Insurance Fund - Fund 61

Revenue	Budget	Q3 Collections	Balance	% earned	Prior Year
Interest	\$ 95,000.00	\$ 73,383.18	\$ 21,616.82	77%	\$ 78,373.61
Premiums	\$ 2,482,070.00	\$ 1,916,022.29	\$ 566,047.71	77%	\$ 1,836,513.54
Stop Loss Reimb	\$ 225,000.00	\$ 274,735.53	\$ (49,735.53)	122%	\$ 226,933.39
TOTAL	\$ 2,802,070.00	\$ 2,264,141.00	\$ 537,929.00		\$ 2,141,820.54

Expenses by Object	Budget	Q3 Expenses	Balance	% spent	Prior Year
Salary/Benefits	\$ 70,847.00	\$ 72,438.42	\$ (1,591.42)	102%	\$ 63,978.66
Claims	\$ 2,310,000.00	\$ 1,610,221.33	\$ 699,778.67	70%	\$ 1,823,100.72
Consultant Fee	\$ 40,000.00	\$ 40,000.00	\$ -	100%	\$ 40,000.00
Stop Loss Admin	\$ 618,179.00	\$ 484,948.04	\$ 133,230.96	78%	\$ 376,396.11
TOTAL	\$ 3,039,026.00	\$ 2,207,607.79	\$ 831,418.21		\$ 2,303,475.49

Beginning Fund Bal	\$ 2,473,389
Net Income (Loss)	\$ 56,533
Q End Fund Bal	\$ 2,529,922
Cash on Hand	\$ 2,740,435
IBNR	\$ (210,514)
Balance Sheet	\$ 2,529,922





**GUNNISON
WATERSHED
SCHOOL DISTRICT**
Driven to Be the Difference

GWSD - 3rd Quarter Financial Report
Fiscal Year 24-25
July 1, 2024 - March 31, 2025

Bond Fund - Fund 31					
Revenue	Budget	Q3 Collections	Balance	% earned	Prior Year
Taxes (Local)	\$ 9,400,000.00	\$ 4,497,385.42	\$ 4,902,614.58	48%	\$ 4,419,743.62
Interest	\$ 20,000.00	\$ 7,850.92	\$ 12,149.08	39%	\$ 8,154.21
TOTAL	\$ 9,420,000.00	\$ 4,505,236.34	\$ 4,914,763.66		\$ 4,427,897.83
Expenses by Object	Budget	Q3 Expenses	Balance	% spent	Prior Year
Payments to Escrow Agent	\$ 1,000.00	\$ 800.00	\$ 200.00	80%	\$ 800.00
Interest Payments	\$ 5,333,589.76	\$ 2,709,444.23	\$ 2,624,145.53	51%	\$ 2,808,430.48
Bond Principal	\$ 3,740,000.00	\$ 3,740,000.00	\$ -	100%	\$ 4,335,000.00
TOTAL	\$ 9,074,589.76	\$ 6,450,244.23	\$ 2,624,345.53		\$ 7,144,230.48
Beginning Fund Bal		\$ 9,692,971			
Net Income (Loss)		\$ (1,945,008)			
Q End Fund Bal		\$ 7,747,963			
Cash on Hand		\$ 7,498,443			
Receivables		\$ 249,520			
Balance Sheet		\$ 7,747,963			

Capital Reserve Fund - Fund 43					
Revenue	Budget	Q3 Collections	Balance	% earned	Prior Year
Interest	\$ 190,000.00	\$ 149,135.26	\$ 40,864.74	78%	\$ 122,651.53
Grant Funds	\$ -	\$ -	\$ -		\$ 232,913.08
Transfers	\$ (410,000.00)	\$ (750,000.00)	\$ 340,000.00	183%	
TOTAL	\$ (220,000.00)	\$ (600,864.74)	\$ 380,864.74		\$ 355,564.61
Expenses by Object	Budget	Q3 Expenses	Balance	% spent	Prior Year
CBCS Roof	\$ -	\$ -	\$ -		\$ 753,320.30
Emergency Set-Aside	\$ 250,000.00	\$ -	\$ 250,000.00	0%	
TOTAL	\$ 250,000.00	\$ -	\$ 250,000.00		\$ 753,320.30
Beginning Fund Bal		\$ 4,879,912			
Net Income (Loss)		\$ (600,865)			
Q End Fund Bal		\$ 4,279,047			
Cash on Hand		\$ 4,279,047			