

South Country Central School District

Expense & Revenue Update



South Country CSD

BUDGET DEVELOPMENT CALENDAR

Date	Action
November 2021	Distribute budget packages to Principals and Directors with budget parameters and deadlines.
December 2021	Cabinet reviews and meets with Principals and Directors to review preliminary budget requests.
January 19, 2022	Present initial budget planning with reserve and fund balance information to Board of Education.
February 2, 2022	Present preliminary revenue and tax levy limit calculation to the Board of Education.
February 16, 2022	Present updated budget estimates with detailed discussion on Administration (1000), Transportation (5000) & Benefit (9000) codes to Board of Education.
March 1, 2022	Submit initial 2022/23 tax levy limit calculation to the Office of the State Comptroller & SED.
March 2, 2022	Present updated budget estimates with detailed discussion on Curriculum & Instruction (2000) codes to Board of Education.
March 16, 2022	Present updated budget estimates with detailed discussion on Staffing Analysis to Board of Education.
1st Publication March 29, 2022 - April 2, 2022	Publish Legal Notice with date, time and place of hearing and budget vote. Must advertise four (4) times within seven (7) weeks with first publication at least 45 days before budget vote day (May 17, 2022). Publication should appear in two (2) general circulation newspapers.
March 30, 2022	Present updated budget and revenue estimates to Board of Education.
April 13, 2022	Finalize and adopt the 2022/23 budget and property tax report card with Board of Education (no later than April 19, 2022)
April 14, 2022	Property tax report card due to SED via the SAMS system. Due the next business day after the Board of Education adopts the report card but no later than April 19, 2022. Transmit to local newspapers of general circulation.
May 4, 2022	Conduct budget hearing seven (7) to fourteen (14) days before budget vote day. Budget must be presented in plain language and in three components; Administrative, Program and Capital.
April 27, 2022	Budget statement and required attachments must be available, upon request, at each school building, office of administration, public library and on the district's website at least seven (7) days before the budget hearing and at least fourteen (14) days before budget vote day. In addition, the budget statement with attachments must be available at each voting location on budget vote day. Includes Report cards, ESSA report, PTRC, Adm. Salary Disclosure, Tax Exemption Report.
May 1-11, 2022	Mail budget notice to eligible voters, no later than six (6) days prior to budget vote day.
May 17, 2022	Annual Meeting-Statewide Annual Budget Vote Day & Board of Education Trustee Election.
July 1, 2022	Implement 2022/23 budget.

LI Advance

- 3/31/2022
- 4/14/2022
- 4/28/2022
- 5/12/2022

Legal Notice

South Shore Press

- 3/30/2022
- 4/13/2022
- 4/27/2022
- 5/11/2022

South Country CSD

BUDGET DEVELOPMENT CALENDAR

Date	Action
November 2021	Distribute budget packages to Principals and Directors with budget parameters and deadlines.
December 2021	Cabinet reviews and meets with Principals and Directors to review preliminary budget requests.
<u>January 19, 2022</u>	Present initial budget planning with reserve and fund balance information to Board of Education.
<u>February 2, 2022</u>	Present preliminary revenue and tax levy limit calculation to the Board of Education.
<u>February 16, 2022</u>	Present updated budget estimates with detailed discussion on Administration (1000), Transportation (5000) & Benefit (9000) codes to Board of Education.
<u>March 1, 2022</u>	Submit initial 2022/23 tax levy limit calculation to the Office of the State Comptroller & SED.
<u>March 2, 2022</u>	Present updated budget estimates with detailed discussion on Curriculum & Instruction (2000) codes to Board of Education.
<u>March 16, 2022</u>	Present updated budget estimates with detailed discussion on Staffing Analysis to Board of Education.
1st Publication <u>March 29, 2022</u> - <u>April 2, 2022</u>	Publish Legal Notice with date, time and place of hearing and budget vote. Must advertise four (4) times within seven (7) weeks with first publication at least 45 days before budget vote day (May 17, 2022). Publication should appear in two (2) general circulation newspapers.
<u>March 30, 2022</u>	Present updated budget and revenue estimates to Board of Education.
<u>April 13, 2022</u>	Finalize and adopt the 2022/23 budget and property tax report card with Board of Education (no later than April 19, 2022)
<u>April 14, 2022</u>	Property tax report card due to SED via the SAMS system. Due the next business day after the Board of Education adopts the report card but no later than April 19, 2022. Transmit to local newspapers of general circulation.
<u>May 4, 2022</u>	Conduct budget hearing seven (7) to fourteen (14) days before budget vote day. Budget must be presented in plain language and in three components; Administrative, Program and Capital.
<u>April 27, 2022</u>	Budget statement and required attachments must be available, upon request, at each school building, office of administration, public library and on the district's website at least seven (7) days before the budget hearing and at least fourteen (14) days before budget vote day. In addition, the budget statement with attachments must be available at each voting location on budget vote day. Includes Report cards, ESSA report, PTRC, Adm. Salary Disclosure, Tax Exemption Report.
<u>May 1-11, 2022</u>	Mail budget notice to eligible voters, no later than six (6) days prior to budget vote day.
<u>May 17, 2022</u>	Annual Meeting-Statewide Annual Budget Vote Day & Board of Education Trustee Election.
<u>July 1, 2022</u>	Implement 2022/23 budget.

Red - Board of Education meeting date
 Bold - Filing/Deadline date
 Blue - Budget Vote date

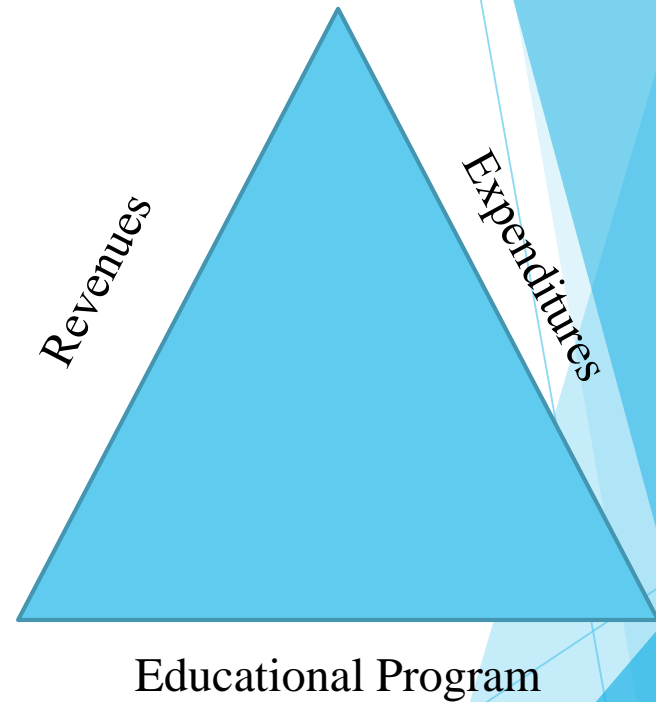
Update State Aid-
PENDING

Update
Expenditures

Recommend
Levy Increase

WHAT WE WILL COVER TODAY

- ▶ State Aid Update
- ▶ Updated Budget Gap
- ▶ Tax Levy Increase Recommendation
- ▶ Multi Year Outlook - LRF
- ▶ Next Steps



RECOMMENDED BUDGET

- ❑ Recommended Budget Plan is Program Driven
 - ❑ Staff reductions are a result of a declining enrollment
- ❑ Elementary Class Size Guideline (25) Preserved
 - ❑ Projected range of 17 - 24 per class
- ❑ No Change in Academic Programs
- ❑ No Change in Fine and Performing Arts Programs
- ❑ No Change in Interscholastic Athletic Programs
- ❑ Continued Support K-12 Intervention Programs
- ❑ Includes three (3) contingent positions

STAFFING SUMMARY

Area	FTE Change
Administrative Staff	-2.0 FTE
Elementary Staff	-5.0 FTE
Secondary Staff	-7.6 FTE
Non-Instructional Staff	-5.0 FTE
TOTAL STAFF	- 19.6 FTE

Broad Area Staffing Summary

-19.6 Decrease Overall

3.0 FTE Contingency Reserve

PROJECTED EXPENDITURES

	2022/23	2021/22	
Description	Proposed Budget	Budget	Difference
ADMINISTRATION	15,933,818	15,068,820	864,999
CURRICULUM	73,876,131	76,370,092	(2,493,961)
TRANSPORTATION	10,300,702	10,403,580	(102,878)
CIVICS	10,000	0	10,000
BENEFITS, DEBT SERVIC & TRANSFERS	42,338,722	43,608,790	(1,270,068)
Grand Totals:	142,459,373	145,451,282	(2,991,908)
			-2.06%

- Amounts Can Change Throughout The Process

SUMMARY OF CHANGES

<u>Unit</u>	<u>Description</u>	<u>Type of Change</u>	<u>FTE</u>	<u>Amount</u>	145,091,705	2/16/22 Version
BTA	Restorative Justice	Addition	.2 FTE	16,541		
BTA	Unified Basketball	Addition	2 Coaches	11,002		
BTA	ENL teacher	Addition	1.0 FTE	96,798		
CSEA	Custodian	Attrition	1.0 FTE	(63,842)		
BTA	Reading Teacher	Attrition	1.0 FTE	(116,282)		
BTA	Math Specialists	Attrition	4.0 FTE	(496,545)		
BTA	Social Worker	Attrition	1.0 FTE	(121,256)		
BTA	PE/Music/Art/Health	Reduction	1.6 FTE	(120,000)		
SCAA	Administrators	Attrition/Reduction	2.0 FTE	(363,735)		
BTA/Other	Remote Option	Other	1.0 FTE	(722,194)		
Other	Miscellaneous	Reduction		(425,842)		
				(2,305,356)		
					142,786,349	3/2/22 Version
Other	Miscellaneous	Addition		48,830		
Other	SAT Testing	Addition		20,000		
BTAA	TA - Sp. Ed 15:1:1	Addition	1.0 FTE	42,217		
BTA	Reverse PE/Music/Art/Health	Reverse Reduction	1.6 FTE	120,000		
BTA	Special Ed teacher	Attrition	1.0 FTE	(161,065)		
BTA	Science teacher	Attrition	1.0 FTE	(135,353)		
BTA	Social Studies teacher	Reduction	1.0 FTE	(69,806)		
BTA	ELA teacher	Reduction	.8 FTE	(72,738)		
SCGA	Responders	Reduction	5.0 FTE	(150,000)		
				(357,915)		
					142,428,433	3/16/22 Version
BTA	Miscellaneous	Addition		30,940		
				30,940		
					142,459,373	3/30/22 Version

THE TAX LEVY OPTIONS

Proposed Tax Levy is to be determined by Board of Education

	2021-2022 Budget	Levy @ 7.76%		Levy @ 5.00%		Levy @ 4.00%		Levy @ 2.29%	
		2022-2023 Budget	Change	2022-2023 Budget	Change	2022-2023 Budget	Change	2022-2023 Budget	Change
Allowable Tax Levy Limit	64,349,842	69,343,982	4,994,140	67,567,334	3,217,492	66,923,835	2,573,993	65,823,453	1,473,611
State Aid (excludes Pre-K)	58,407,047	54,249,322	(4,157,725)	54,249,322	(4,157,725)	54,249,322	(4,157,725)	54,249,322	(4,157,725)
PILOTS	7,950,069	8,023,904	73,835	8,023,904	73,835	8,023,904	73,835	8,023,904	73,835
Miscellaneous	1,423,272	1,423,272	-	1,423,272	-	1,423,272	-	1,423,272	-
Federal: CRRSA	2,650,317	1,917,462	(732,855)	1,917,462	(732,855)	1,917,462	(732,855)	1,917,462	(732,855)
Federal: ARP	3,346,683	4,619,448	1,272,765	4,619,448	1,272,765	4,619,448	1,272,765	4,619,448	1,272,765
Designated Fund Balance	4,000,000	4,000,000	-	4,000,000	-	4,000,000	-	4,000,000	-
Reserve: ERS	500,000	500,000	-	500,000	-	500,000	-	500,000	-
Reserve: TRS	750,000	750,000	-	750,000	-	750,000	-	750,000	-
Reserve: Workers Comp	500,000	500,000	-	500,000	-	500,000	-	500,000	-
Reserve: Unemployment	200,000	200,000	-	200,000	-	200,000	-	200,000	-
Reserve: EBALR	800,000	800,000	-	800,000	-	800,000	-	800,000	-
Transfer Debt Service	574,052	0	(574,052)	-	(574,052)	-	(574,052)	-	(574,052)
Total REVENUES	145,451,282	146,327,390	876,108	144,550,742	(900,540)	143,907,243	(1,544,039)	142,806,861	(2,644,421)
Total EXPENDITURES	145,451,282	142,419,373	(2,991,909)	142,459,373	(2,991,909)	142,459,373	(2,991,909)	142,459,373	(2,991,909)
GAP		3,868,017		2,091,369		1,447,870		347,488	
ESTIMATED ANNUAL INC. TO TAXES (Avg. Property)		\$ 409.31		\$ 271.07		\$ 221.00		\$ 135.38	

Miscellaneous Revenue: Includes Day School Tuition, Health Services, Interest and Earnings, Medicaid Reimbursement, E-Rate, BOCES Refund and Rental Income

RECOMMENDED LEVY INCREASE – 1.75%

		Recommended 1.75%	
		Levy @ 1.75%	
	2021-2022 Budget	2022-2023 Budget	Change
Allowable Tax Levy Limit	64,349,842	65,475,965	1,126,123
State Aid (excludes Pre-K)	58,407,047	54,249,322	(4,157,725)
PILOTs	7,950,069	8,023,904	73,835
Miscellaneous	1,423,272	1,423,272	-
Federal: CRRSA	2,650,317	1,917,462	(732,855)
Federal: ARP	3,346,683	4,619,448	1,272,765
Designated Fund Balance	4,000,000	4,000,000	-
Reserve: ERS	500,000	500,000	-
Reserve: TRS	750,000	750,000	-
Reserve: Workers Comp	500,000	500,000	-
Reserve: Unemployment	200,000	200,000	-
Reserve: EBALR	800,000	800,000	-
Transfer Debt Service	574,052	-	(574,052)
Total REVENUES	145,451,282	142,459,373	(2,991,909)
Total EXPENDITURES	145,451,282	142,459,373	(2,991,909)
GAP		0	
ESTIMATED ANNUAL INC. TO TAXES (Avg. Property)		\$ 108.35	

Still waiting
for final
State Aid
amounts

Due April
1st

Revise Federal Grant
Spending Plan

FEDERAL GRANTS - CRRSA & ARP

REVISED SPENDING PLAN

Federal Grant	Period Use	Original Plan			
		2021/22	2022/23	2023/24	Totals
CRRSA	3/13/20 - 9/30/23	2,650,317	1,267,145		3,917,462
ARP	3/13/20 - 9/30/24	3,344,772	3,253,523	2,381,211	8,979,506
Total		5,995,089	4,520,668	2,381,211	12,896,968

Federal Grant	Period Use	REVISED Plan			
		2021/22	2022/23	2023/24	Totals
CRRSA	3/13/20 - 9/30/23	2,000,000	1,917,462		3,917,462
ARP	3/13/20 - 9/30/24		4,619,448	4,360,058	8,979,506
Total		2,000,000	6,536,910	4,360,058	12,896,968


CHANGE BY YEAR	(\$3,995,089)	\$2,016,242	\$1,978,847	\$0
-----------------------	----------------------	--------------------	--------------------	------------

- Closes Budget Gap with No Further Reductions
- Improves LRFP Flexibility in 2023/24
- Improves Reserves vs. Appropriated Fund Balance Outlook

LONG RANGE FINANCIAL OUTLOOK

WITH ORIGINAL PLANNED USE OF FEDERAL GRANTS

		With \$2M reduction in expenditures for 2022/23 & Original Use of Fed\$									
		Levy									
		1.75%	2.00%	2.00%	2.00%	2.00%	2.00%	2.00%	2.00%	2.00%	2.00%
	Estimated	Projected									
	2022	2023	2024	2025	2026	2027	2028	2029	2030	2031	2032
Revenues											
Real Property Tax Items	59,596,419	60,639,356	61,852,143	63,089,186	64,350,970	65,637,989	66,950,749	68,289,764	69,655,560	71,048,671	72,469,644
Other Tax Items (includes STAR)	4,753,423	4,836,608	4,933,340	5,032,007	5,132,647	5,235,300	5,340,006	5,446,806	5,555,742	5,666,857	5,780,194
PILOT	7,950,069	8,023,904	8,023,904	8,023,904	8,023,904	8,023,904	8,023,904	8,023,904	8,023,904	8,023,904	8,023,904
Non-Property Tax Items											
Charges for Services	310,733	310,733	310,733	310,733	310,733	310,733	310,733	310,733	310,733	310,733	310,733
State Aid	48,731,228	50,505,195	51,515,299	52,545,605	53,596,517	54,668,447	55,761,816	56,877,053	58,014,594	59,174,886	60,358,383
Building Aid	9,655,252	3,744,127	3,744,127	3,201,704	1,392,223	160,805	160,805	160,805	160,805	160,805	160,805
Federal Aid-Medicare	182,186	185,830	189,547	193,338	197,204	201,148	205,171	209,275	213,460	217,729	222,084
Federal Aid- CARES/CRRSA/ARP	5,995,089	4,520,668	2,381,211	0	0	0	0	0	0	0	0
Other (includes Sale of Property, Misc.)	828,763	828,763	828,763	828,763	828,763	828,763	828,763	828,763	828,763	828,763	828,763
Interfund Transfers	574,998	0	0	0	0	0	0	0	0	0	0
Total Revenues and Other Sources	\$138,578,160	\$133,595,184	\$133,779,067	\$133,225,240	\$133,832,961	\$135,067,090	\$137,581,948	\$140,147,103	\$142,763,561	\$145,432,348	\$148,154,511
	5.92%	-3.60%	0.14%	-0.41%	0.46%	0.92%	1.86%	1.86%	1.87%	1.87%	1.87%
Expenditures by Function											
General Support	14,750,028	15,192,529	15,648,305	16,117,754	16,601,286	17,099,325	17,612,305	18,140,674	18,684,894	19,245,441	19,822,804
Instruction	68,695,130	68,755,984	70,818,663	72,943,223	75,131,520	77,385,465	79,707,029	82,098,240	84,561,187	87,098,023	89,710,964
Pupil Transportation	9,000,000	9,450,000	9,828,000	10,221,120	10,629,965	11,055,163	11,497,370	11,957,265	12,435,555	12,932,978	13,450,297
Community Service											
Employee Benefits	32,123,000	32,926,075	34,243,118	35,612,843	37,037,356	38,518,851	40,059,605	41,661,989	43,328,468	45,061,607	46,864,071
Debt Service (Principal and Interest)	7,390,950	7,235,550	7,027,975	7,010,425	6,783,950	6,400,950	3,636,050	2,732,300	2,627,925	2,524,125	1,436,225
Interfund Transfers	625,000	625,000	643,750	663,063	682,954	703,443	724,546	746,283	768,671	791,731	815,483
Total Expenditures and Other Uses	\$132,584,108	\$134,185,137	\$138,209,811	\$142,568,427	\$146,867,032	\$151,163,197	\$153,236,905	\$157,336,750	\$162,406,701	\$167,653,905	\$172,099,844
	3.85%	1.21%	3.00%	3.15%	3.02%	2.93%	1.37%	2.68%	3.22%	3.23%	2.65%
Surplus (Deficit)	\$5,994,053	(\$589,953)	(\$4,430,744)	(\$9,343,187)	(\$13,034,070)	(\$16,096,107)	(\$15,654,957)	(\$17,189,648)	(\$19,643,141)	(\$22,221,557)	(\$23,945,334)
Budgetary Reserves											
Fund Equity, Beg. of Year	\$31,195,940	\$37,189,993	\$36,600,039	\$32,169,296	\$22,826,108	\$9,792,038	(\$6,304,069)	(\$21,959,027)	(\$39,148,674)	(\$58,791,815)	(\$81,013,372)
Fund Equity, End of Year	37,189,993	36,600,039	32,169,296	22,826,108	9,792,038	(6,304,069)	(21,959,027)	(39,148,674)	(58,791,815)	(81,013,372)	(104,958,706)
Unspendable and Restricted Fund Balance	26,386,178	25,886,178	23,136,178	20,386,178	17,636,178	14,886,178	12,136,178	9,386,178	6,636,178	3,886,178	1,136,178
Unrestricted Fund Balance	10,803,815	10,713,861	9,033,118	2,439,930	(7,844,140)	(21,190,247)	(34,095,205)	(48,534,852)	(65,427,993)	(84,899,550)	(106,094,884)
UFB as % of Expenditures*	8.1%	8.0%	6.5%	1.7%	-5.3%	-14.0%	-22.2%	-30.8%	-40.3%	-50.6%	-61.6%




Reserves vs. Unrestricted Fund Balance

LONG RANGE FINANCIAL OUTLOOK

WITH REVISED PLANNED USE OF FEDERAL GRANTS

		With \$2M reduction in expenditures for 2022/23 & Revised Use of Fed \$									
		Levy									
		1.75%	2.00%	2.00%	2.00%	2.00%	2.00%	2.00%	2.00%	2.00%	2.00%
	Estimated	Projected									
	2022	2023	2024	2025	2026	2027	2028	2029	2030	2031	2032
Revenues											
Real Property Tax Items	59,596,419	60,639,356	61,852,143	63,089,186	64,350,970	65,637,989	66,950,749	68,289,764	69,655,560	71,048,671	72,469,644
Other Tax Items (includes STAR)	4,753,423	4,836,608	4,933,340	5,032,007	5,132,647	5,235,300	5,340,006	5,446,806	5,555,742	5,666,857	5,780,194
PILOT	7,950,069	8,023,904	8,023,904	8,023,904	8,023,904	8,023,904	8,023,904	8,023,904	8,023,904	8,023,904	8,023,904
Non-Property Tax Items											
Charges for Services	310,733	310,733	310,733	310,733	310,733	310,733	310,733	310,733	310,733	310,733	310,733
State Aid	48,731,228	50,505,195	51,515,299	52,545,605	53,596,517	54,668,447	55,761,816	56,877,053	58,014,594	59,174,886	60,358,383
Building Aid	9,655,252	3,744,127	3,744,127	3,201,704	1,392,223	160,805	160,805	160,805	160,805	160,805	160,805
Federal Aid-Medicare	182,186	185,830	189,547	193,338	197,204	201,148	205,171	209,275	213,460	217,729	222,084
Federal Aid- CARES/CRRSA/ARP	2,000,000	6,505,970	4,390,998	0	0	0	0	0	0	0	0
Other (includes Sale of Property, Misc.)	828,763	828,763	828,763	828,763	828,763	828,763	828,763	828,763	828,763	828,763	828,763
Interfund Transfers	574,998	0	0	0	0	0	0	0	0	0	0
Total Revenues and Other Sources	\$134,583,071	\$135,580,486	\$135,788,854	\$133,225,240	\$133,832,961	\$135,067,090	\$137,581,948	\$140,147,103	\$142,763,561	\$145,432,348	\$148,154,511
	2.86%	0.74%	0.15%	-1.89%	0.46%	0.92%	1.86%	1.86%	1.87%	1.87%	1.87%
Expenditures by Function											
General Support	14,750,028	15,192,529	15,648,305	16,117,754	16,601,286	17,099,325	17,612,305	18,140,674	18,684,894	19,245,441	19,822,804
Instruction	68,695,130	68,755,984	70,818,663	72,943,223	75,131,520	77,385,465	79,707,029	82,098,240	84,561,187	87,098,023	89,710,964
Pupil Transportation	9,000,000	9,450,000	9,828,000	10,221,120	10,629,965	11,055,163	11,497,370	11,957,265	12,435,555	12,932,978	13,450,297
Community Service											
Employee Benefits	32,123,000	32,926,075	34,243,118	35,612,843	37,037,356	38,518,851	40,059,605	41,661,989	43,328,468	45,061,607	46,864,071
Debt Service (Principal and Interest)	7,390,950	7,235,550	7,027,975	7,010,425	6,783,950	6,400,950	3,636,050	2,732,300	2,627,925	2,524,125	1,436,225
Interfund Transfers	625,000	625,000	643,750	663,063	682,954	703,443	724,546	746,283	768,671	791,731	815,483
Total Expenditures and Other Uses	\$132,584,108	\$134,185,137	\$138,209,811	\$142,568,427	\$146,867,032	\$151,163,197	\$153,236,905	\$157,336,750	\$162,406,701	\$167,653,905	\$172,099,844
	3.85%	1.21%	3.00%	3.15%	3.02%	2.93%	1.37%	2.68%	3.22%	3.23%	2.65%
Surplus (Deficit)	\$1,998,964	\$1,395,349	(\$2,420,957)	(\$9,343,187)	(\$13,034,070)	(\$16,096,107)	(\$15,654,957)	(\$17,189,648)	(\$19,643,141)	(\$22,221,557)	(\$23,945,334)
Budgetary Reserves											
Fund Equity, Beg. of Year	\$31,195,940	\$33,194,904	\$34,590,252	\$32,169,296	\$22,826,108	\$9,792,038	(\$6,304,069)	(\$21,959,027)	(\$39,148,674)	(\$58,791,815)	(\$81,013,372)
Fund Equity, End of Year	33,194,904	34,590,252	32,169,296	22,826,108	9,792,038	(6,304,069)	(21,959,027)	(39,148,674)	(58,791,815)	(81,013,372)	(104,958,706)
Nonspendable and Restricted Fund Balance	22,386,178	23,686,178	21,686,178	18,936,178	16,186,178	13,436,178	10,686,178	7,936,178	5,186,178	2,436,178	(313,822)
Unrestricted Fund Balance	10,808,726	10,904,074	10,483,118	3,889,930	(6,394,140)	(19,740,247)	(32,645,205)	(47,084,852)	(63,977,993)	(83,449,550)	(104,644,884)
UFB as % of Expenditures*	8.2%	8.1%	7.6%	2.7%	-4.4%	-13.1%	-21.3%	-29.9%	-39.4%	-49.8%	-60.8%



Reserves vs. Unrestricted Fund Balance

RECOMMENDED LEVY INCREASE – 1.75%

		Recommended 1.75%	
		Levy @ 1.75%	
	2021-2022 Budget	2022-2023 Budget	Change
Allowable Tax Levy Limit	64,349,842	65,475,965	1,126,123
State Aid (excludes Pre-K)	58,407,047	54,249,322	(4,157,725)
PILOTs	7,950,069	8,023,904	73,835
Miscellaneous	1,423,272	1,423,272	-
Federal: CRRSA	2,650,317	1,917,462	(732,855)
Federal: ARP	3,346,683	4,619,448	1,272,765
Designated Fund Balance	4,000,000	4,000,000	-
Reserve: ERS	500,000	500,000	-
Reserve: TRS	750,000	750,000	-
Reserve: Workers Comp	500,000	500,000	-
Reserve: Unemployment	200,000	200,000	-
Reserve: EBALR	800,000	800,000	-
Transfer Debt Service	574,052	-	(574,052)
Total REVENUES	145,451,282	142,459,373	(2,991,909)
Total EXPENDITURES	145,451,282	142,459,373	(2,991,909)
GAP		0	
ESTIMATED ANNUAL INC. TO TAXES (Avg. Property)		\$ 108.35	

Still waiting
for final
State Aid
amounts

Due April
1st

Revise
Spending Plan

NEXT STEPS

□ Approve REVISED CRRSA Funding Use for 2021/22 & 2022/23

□ 2021/22 Use	\$2,000,000
□ 2022/23 Use	\$1,917,462

□ Approve REVISED RESCUE Funding Use for 2021/22, 2022/23 & 2023/24

□ 2021/22 Use	\$0
□ 2022/23 Use	\$4,619,448
□ 2023/24 Use	\$4,360,058

□ Approve 2022/23 Use of Reserves & Fund Balance

□ EBALR Reserve	\$800,000
□ TRS Reserve	\$750,000
□ ERS Reserve	\$500,000
□ Workers Compensation Reserve	\$500,000
□ Unemployment Reserve	\$200,000
□ Appropriate Fund Balance	<u>\$4,000,000</u>
	\$6,750,000

NEXT STEPS

- ❑ **Approve Recommended Spending Plan**
- ❑ **Approve 1.75% Recommended Tax Levy Increase**
- ❑ **Determine how to apply additional State Aid (if any)**
 - ❑ Move Federal Grant Funding to 2023/24
 - ❑ Additional Expenditures
 - ❑ Further Reduce Tax Levy

BUDGET MEETINGS / PRESENTATIONS

- ▶ ~~January 19, 2022~~
- ▶ ~~February 2, 2022~~
- ▶ ~~February 16, 2022~~
 - ▶ ~~Expenditure estimate~~
 - ▶ ~~Administration (1000), Transportation (5000), Benefit (9000) Codes~~
- ▶ ~~March 2, 2022~~
 - ▶ ~~Curriculum & Instruction (2000) Codes~~
- ▶ ~~March 16, 2022~~
 - ▶ ~~Staffing Analysis~~
- ▶ ~~March 30, 2022~~
 - ▶ ~~Workshop meeting~~
- ▶ **April 13, 2022**
 - ▶ **Budget Adoption**
- ▶ **May 4, 2022**
 - ▶ **Budget Hearing**
 - ▶ **PTA Presentation**

May 17, 2022 – Budget Vote & Trustee Election