
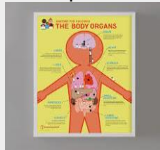




**Reading:** Pupils in years 3 to 6 follow the Reading Eggs programme and should be completing this 5 times a week for 20 minutes, working through the levels and maps, along with completing the weekly assignments set by their teacher. Pupils should access the library area of the programme in addition to this and read a variety of books. Please contact your child's teacher if you need a reminder of your child's login details.

Mathematics and numeracy	English, literacy and communication	Science and technology	Caru dysgu: Humanities
<p>Please practise your times</p> <p><a href="https://www.topmarks.co.uk/maths-games/hit-the-button">https://www.topmarks.co.uk/maths-games/hit-the-button</a></p>	<p>Write a set of instructions on how to make a monster. Remember to use bossy verbs ( put, stick, pull, twist) and time connectives ( first, next, after that, finally) when writing your instructions.</p> 	<p>Follow the link, watch the experiment and then you try it at home and see if you can make the water bend using static electricity.</p> <p><a href="https://www.youtube.com/watch?v=Xw-kWdESoI">https://www.youtube.com/watch?v=Xw-kWdESoI</a></p>	<p>Create a poster about our internal organs and their functions. Make poster colourful.</p> 
Caru dysgu: Expressive art	Well-being	Languages: Welsh	Languages: Spanish
<p>Create Picasso inspired Frankenstein art pieces. You can use pencils, felt pens, collage it is up to you.</p> 	<p>Go for a well-being walk in your locality and make a list of all the wonderful things you can see and hear.</p> 	<p><b>Create a Welsh poster for a pet shop featuring animals they sell.</b></p> <ul style="list-style-type: none"> <li>Include the name of the shop in Welsh (e.g., <i>Siop Anifeiliaid Anwes</i>).</li> <li>List different animals for sale using Welsh animal names.</li> <li>Add a welcoming phrase like <i>Croeso i bawb!</i> (Welcome everyone!).</li> <li>Optionally, add simple phrases about the animals or the shop.</li> </ul>	<p><b>Create a pet shop poster in Spanish</b></p> <ul style="list-style-type: none"> <li>Title: <i>Tienda de Mascotas</i></li> <li>List animals for sale using Spanish names (e.g., perro, gato)</li> <li>Add a welcoming phrase like <i>¡Bienvenidos a todos!</i></li> <li>Optionally include more details or phrases about the animals or shop</li> </ul>